



May 26, 2021

For more information, email trading_sales@tsx.com
 Visit our blog at <http://exchange.tmx.com/>

Indices	May 26 Close	Previous Close	Change	% Change
S&P/TSX Composite Index	19,745.47			%
S&P/TSX 60 Index	1,183.65			%
S&P/TSX Venture Composite	956.00			%
S&P/TSX Completion Index	1,182.61			%
S&P/TSX Smallcap Index	762.73			%

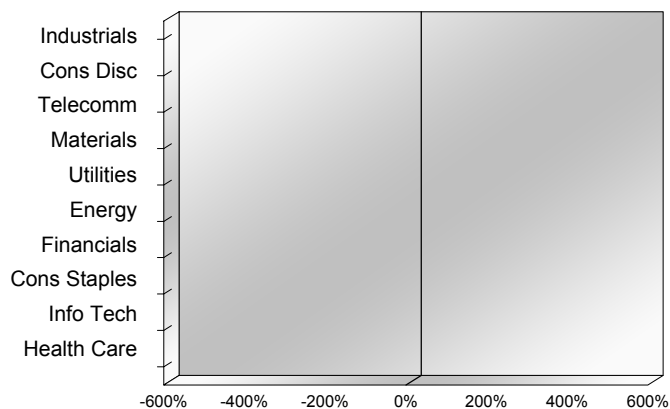
S&P/TSX Composite Index		
Advancers	Decliners	Unchanged
0	0	0

S&P/TSX Composite Index			
Top 10 Index Contributors		Top 10 Index Detractors	
Constituent	Index Contribution	Constituent	Index Contribution

S&P/TSX Composite Index			
Top 10 Advancers		Top 10 Decliners	
Constituent	Return	Constituent	Return
	%		%

S&P/TSX Composite Index				
Sector	# of Index Constituents	Weight	Market Cap (\$B)	Index Contribution
Industrials	30	%	\$329.45	
Consumer Discretionary	13	%	\$112.01	
Communication Services	8	%	\$139.26	
Materials	52	%	\$364.84	
Utilities	16	%	\$129.04	
Energy	23	%	\$354.08	
Financials	27	%	\$900.98	
Consumer Staples	13	%	\$104.08	
Information Technology	11	%	\$271.95	
Health Care	10	%	\$38.33	
S&P/TSX Composite Index	203	%	\$2,744.03	

S&P/TSX Composite Index - Sectors Returns



This report is published by TSX Inc. TSX Inc. does not guarantee either the completeness or the accuracy of this information. The information contained in this report is provided for informational purposes only and you agree not to rely upon the information contained in this report for any trading, business or financial purpose. These sheets are printed in Canada and issued by TSX Inc. under the express condition, to which everyone receiving or making use thereof assents, that no liability shall be incurred by TSX Inc. or its affiliated companies or any other vendor or donor, including, without limitation, for reliance on or for any errors or inaccuracies in this report. Neither TMX Group Limited, TSX Inc., nor any of their affiliated companies, guarantees the completeness of the information contained in this document and are not responsible for any errors or omission in or your use of, or reliance on, the information. This publication is under copyright. © 2015 TSX Inc. All rights reserved. Do not copy, distribute, sell or modify this publication without the prior written consent of TSX Inc. www.tmx.com/trading

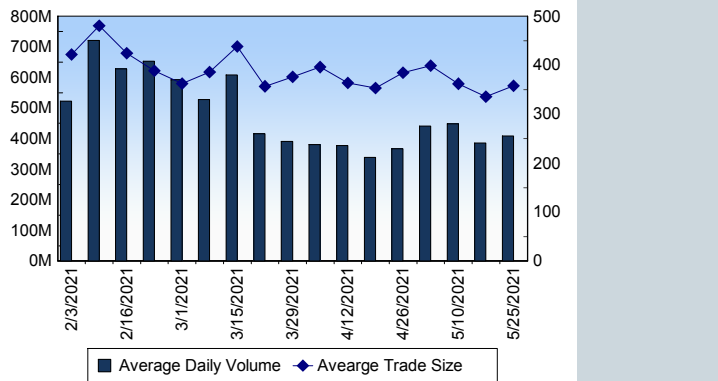
TSX

Daily Volume	408,887,305
Daily Value	\$10,101,663,495
Daily Trades	1,110,942
Daily Symbols Traded	2,087

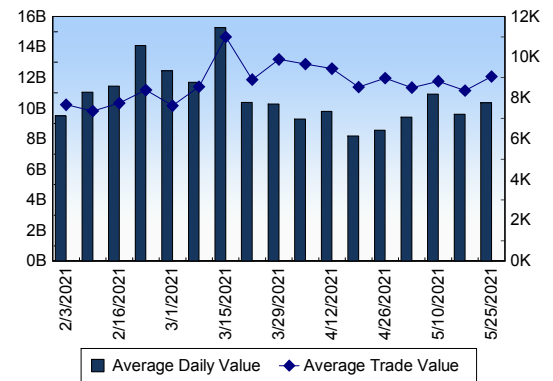
TSX ANONYMOUS TRADING

Daily Volume	168,662,209
Daily Value	\$4,316,262,717
Average Trade Size	308
% TSX Volume	41.25 %

TSX Volume



TSX Value (in Canadian Dollars)



Top 20 TSX Symbols by Volume

Symbol	TSX Volume	TSX Value
SU	14,627,894	\$409,258,838
GWO	9,308,288	\$345,090,156
ENB	8,590,809	\$401,746,480
TVE	7,308,995	\$17,730,124
ZENA	7,079,802	\$910,028
BB	6,375,190	\$72,139,686
TGOD	5,744,876	\$2,203,228
PPL	5,438,010	\$212,397,140
LUN	4,899,685	\$62,400,241
SLF	4,699,929	\$302,163,385
XLY	4,647,927	\$1,837,140
IVN	4,630,630	\$42,720,889
ABX	4,247,009	\$126,884,819
AC	4,183,710	\$111,090,551
BTO	4,115,398	\$25,442,976
CNQ	3,944,252	\$160,679,154
CVE	3,906,197	\$37,092,507
CS	3,883,648	\$20,859,319
XIU	3,593,001	\$106,781,052
TD	3,553,466	\$315,130,483

Top 20 TSX Symbols by Value

Symbol	TSX Volume	TSX Value
SU	14,627,894	\$409,258,838
ENB	8,590,809	\$401,746,480
GWO	9,308,288	\$345,090,156
RY	2,638,684	\$327,745,443
TD	3,553,466	\$315,130,483
BMO	2,445,954	\$304,737,109
SLF	4,699,929	\$302,163,385
CNR	2,169,342	\$281,906,982
CM	1,764,103	\$241,376,396
PPL	5,438,010	\$212,397,140
BNS	2,517,464	\$201,768,383
BCE	2,998,804	\$180,518,277
SHOP	119,478	\$180,339,553
CNQ	3,944,252	\$160,679,154
CP	1,439,374	\$142,289,306
POW	3,458,675	\$133,732,153
ABX	4,247,009	\$126,884,819
NA	1,258,657	\$119,260,482
TRP	1,917,165	\$117,865,963
WPM	1,920,024	\$112,078,116

ETF Trading

Daily Volume	27,355,740	Average Trade Value	\$9,437
Daily Value	\$589,604,239	Average Trade Size	438
# Trades	62,479	# of ETFs Traded	782

Top 10 ETFs by TSX Volume

Symbol	Market Volume	Market Value
XIU	3,593,001	\$106,781,052
BTCC.B	1,309,445	\$9,174,934
XEG	1,090,559	\$8,753,924
XBB	1,035,446	\$32,771,700
ZEB	996,090	\$35,726,605
HND	986,452	\$7,720,658
HXT	984,227	\$45,193,467
ETHX.B	838,307	\$10,286,823
HOD	758,935	\$2,728,298
BTCC	661,590	\$5,362,293

Top 10 ETFs by TSX Value

Symbol	Market Volume	Market Value
XIU	3,593,001	\$106,781,052
HXT	984,227	\$45,193,467
ZEB	996,090	\$35,726,605
XBB	1,035,446	\$32,771,700
ETHX.B	838,307	\$10,286,823
XFN	218,963	\$10,124,897
XGD	462,544	\$9,724,327
XSP	210,499	\$9,519,198
XIC	295,284	\$9,281,012
BTCC.B	1,309,445	\$9,174,934

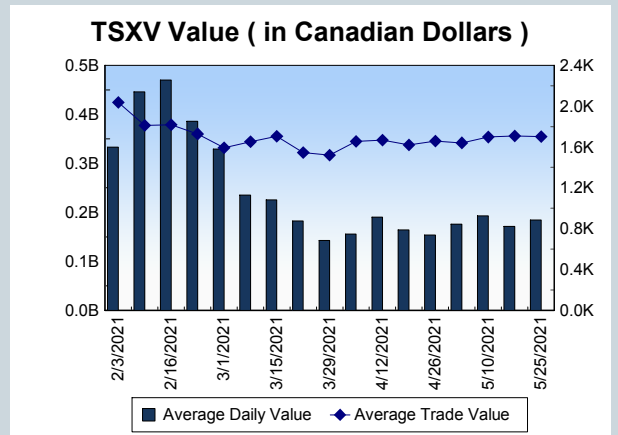
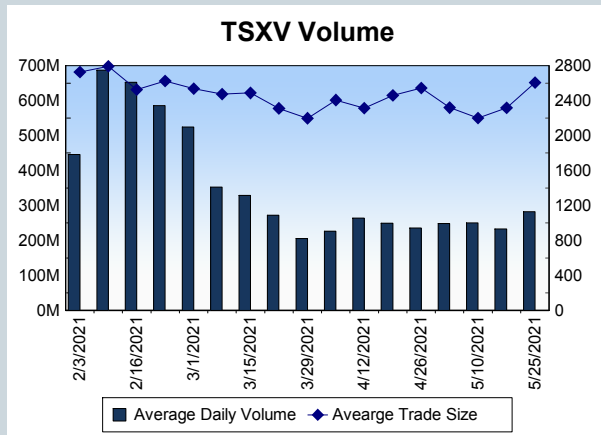
Block Trades	Non Block Trades
1,010	1,109,932

Top 5 Block Trade Brokers by Volume	
Broker	TSX Block Volume
NATIONAL BANK FINANCIAL	26,109,000
MERRILL LYNCH CANADA LT	21,975,300
GOLDMAN SACHS CANADA I	14,955,900
RBC CAPITAL MARKETS	14,167,300
TD SECURITIES INC.	9,301,800

Top 5 Block Trade Symbols by Volume	
Symbol	TSX Block Volume
SU	11,089,500
GWO	8,391,700
TVE	5,766,600
ENB	5,491,300
PPL	4,138,100

TSXV	
Daily Volume	267,290,061
Daily Value	\$175,736,047
Daily Trades	102,933
Daily Symbols Traded	1,294

TSXV ANONYMOUS TRADING	
Daily Volume	122,132,708
Daily Value	\$80,437,807
Average Trade Size	3,089
% TSXV Volume	45.69%



Top 20 TSXV Symbols by Volume		
Symbol	TSXV Volume	TSXV Value
PQE	12,752,457	\$1,717,385
KING	6,601,714	\$622,972
LITT	5,573,943	\$221,060
DMGI	3,722,284	\$3,856,062
NXS	3,462,150	\$239,472
VISN	3,344,629	\$184,262
HIVE	3,158,293	\$9,970,276
SOLR	2,645,737	\$932,182
PDH	2,619,497	\$143,600
EMO	2,598,108	\$2,408,402
AUAU	2,567,528	\$1,000,673
CSTR	2,547,593	\$554,956
NICL	2,433,680	\$270,984
NRTH	2,396,806	\$374,934
DAC	2,279,400	\$219,981
IHC	2,256,045	\$958,239
QRO	2,082,795	\$220,527
NDA	1,801,480	\$1,342,799
EGT	1,780,381	\$580,662
AFM	1,715,807	\$1,218,237

Top 20 TSXV Symbols by Value		
Symbol	TSXV Volume	TSXV Value
HIVE	3,158,293	\$9,970,276
BITF	1,545,347	\$8,585,038
RECO	605,543	\$5,285,394
ITR	1,164,124	\$4,535,470
TOI	54,328	\$4,212,240
VZLA	1,648,008	\$4,000,180
DMGI	3,722,284	\$3,856,062
NFG	311,802	\$3,671,793
FIL	321,354	\$2,943,365
FOM	1,191,250	\$2,794,660
CNC	853,240	\$2,672,593
EMO	2,598,108	\$2,408,402
GMG	645,146	\$2,297,498
HITI	230,301	\$2,106,230
ELO	393,493	\$1,981,989
STC	596,218	\$1,904,761
LAB	1,567,612	\$1,893,173
PQE	12,752,457	\$1,717,385
NLC	658,236	\$1,597,500
AMC	333,252	\$1,582,049

Dark TSX/TSXV Trading			
Volume	19,280,500	Daily Trades	72,524
Value	448,184,516	Daily Symbols Traded	1,448