



May 28, 2021

For more information, email trading_sales@tsx.com
 Visit our blog at <http://exchange.tmx.com/>

Indices	May 28 Close	Previous Close	Change	% Change
S&P/TSX Composite Index	19,852.18			%
S&P/TSX 60 Index	1,189.60			%
S&P/TSX Venture Composite	966.28			%
S&P/TSX Completion Index	1,190.66			%
S&P/TSX Smallcap Index	772.45			%

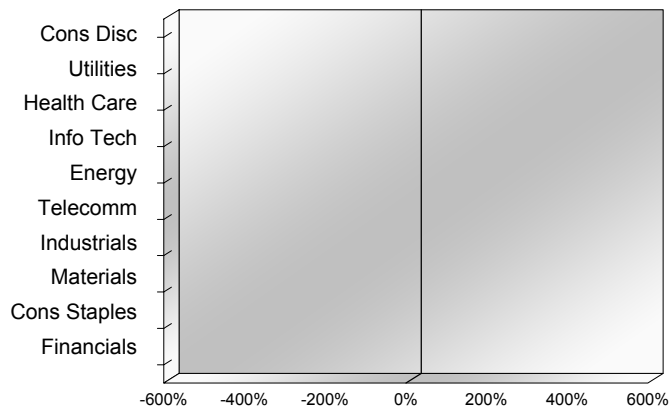
S&P/TSX Composite Index		
Advancers	Decliners	Unchanged
0	0	0

S&P/TSX Composite Index			
Top 10 Index Contributors		Top 10 Index Detractors	
Constituent	Index Contribution	Constituent	Index Contribution

S&P/TSX Composite Index			
Top 10 Advancers		Top 10 Decliners	
Constituent	Return	Constituent	Return
	%		%

S&P/TSX Composite Index				
Sector	# of Index Constituents	Weight	Market Cap (\$B)	Index Contribution
Consumer Discretionary	13	%	\$114.00	
Utilities	16	%	\$128.66	
Health Care	10	%	\$39.48	
Information Technology	11	%	\$271.51	
Energy	23	%	\$355.96	
Communication Services	8	%	\$139.21	
Industrials	30	%	\$333.69	
Materials	52	%	\$365.75	
Consumer Staples	13	%	\$103.89	
Financials	27	%	\$906.46	
S&P/TSX Composite Index	203	%	\$2,758.60	

S&P/TSX Composite Index - Sectors Returns



This report is published by TSX Inc. TSX Inc. does not guarantee either the completeness or the accuracy of this information. The information contained in this report is provided for informational purposes only and you agree not to rely upon the information contained in this report for any trading, business or financial purpose. These sheets are printed in Canada and issued by TSX Inc. under the express condition, to which everyone receiving or making use thereof assents, that no liability shall be incurred by TSX Inc. or its affiliated companies or any other vendor or donor, including, without limitation, for reliance on or for any errors or inaccuracies in this report. Neither TMX Group Limited, TSX Inc., nor any of their affiliated companies, guarantees the completeness of the information contained in this document and are not responsible for any errors or omission in or your use of, or reliance on, the information. This publication is under copyright. © 2015 TSX Inc. All rights reserved. Do not copy, distribute, sell or modify this publication without the prior written consent of TSX Inc. www.tmx.com/trading

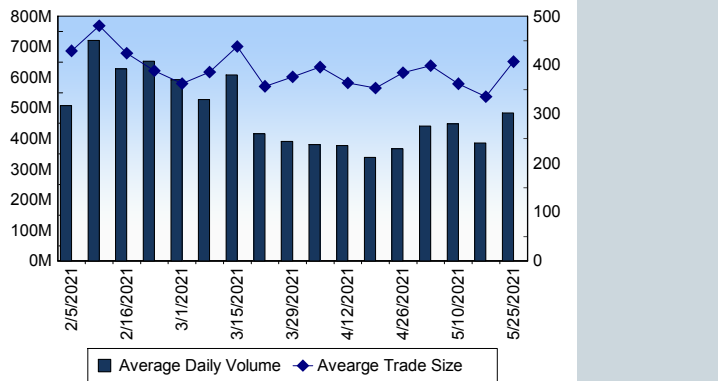
TSX

Daily Volume	431,940,117
Daily Value	\$9,577,530,269
Daily Trades	1,158,183
Daily Symbols Traded	2,103

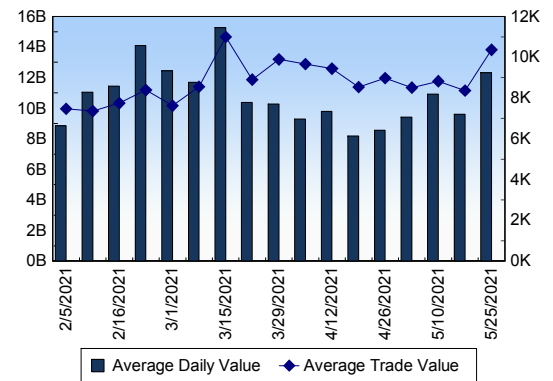
TSX ANONYMOUS TRADING

Daily Volume	188,363,851
Daily Value	\$4,405,428,075
Average Trade Size	347
% TSX Volume	43.61 %

TSX Volume



TSX Value (in Canadian Dollars)



Top 20 TSX Symbols by Volume

Symbol	TSX Volume	TSX Value
BB	19,007,891	\$250,979,267
XLY	13,592,908	\$5,117,234
ZENA	12,962,426	\$1,908,767
GWO	12,409,093	\$459,229,874
TGOD	9,190,898	\$4,168,710
SU	8,275,898	\$231,030,628
HEXO	6,784,838	\$58,783,243
BTE	6,413,574	\$11,547,043
RY	6,000,655	\$754,299,392
ATH	5,216,167	\$3,894,580
WCP	5,097,755	\$28,918,875
SLF	4,965,579	\$323,309,672
CVE	4,920,152	\$47,998,034
OGI	4,630,444	\$17,272,540
ABX	4,547,286	\$131,693,128
LABS	4,433,049	\$2,467,656
BNS	4,419,509	\$359,257,352
ENB	4,110,165	\$191,368,038
TD	4,078,020	\$355,241,653
ACB	4,058,085	\$45,918,747

Top 20 TSX Symbols by Value

Symbol	TSX Volume	TSX Value
RY	6,000,655	\$754,299,392
GWO	12,409,093	\$459,229,874
BNS	4,419,509	\$359,257,352
TD	4,078,020	\$355,241,653
CNR	2,411,598	\$328,030,032
SLF	4,965,579	\$323,309,672
BB	19,007,891	\$250,979,267
NA	2,466,725	\$233,040,450
SU	8,275,898	\$231,030,628
CM	1,553,495	\$220,640,538
BMO	1,605,719	\$203,470,223
ENB	4,110,165	\$191,368,038
SHOP	118,412	\$179,778,903
ABX	4,547,286	\$131,693,128
CP	1,227,946	\$120,520,073
POW	2,561,330	\$101,026,977
CNQ	2,361,514	\$98,948,816
TRP	1,573,795	\$97,160,119
AC	3,556,060	\$96,622,793
BCE	1,404,823	\$84,521,140

ETF Trading

Daily Volume	22,828,807	Average Trade Value	\$7,011
Daily Value	\$429,821,476	Average Trade Size	372
# Trades	61,304	# of ETFs Traded	776

Top 10 ETFs by TSX Volume

Symbol	Market Volume	Market Value
XIU	2,137,272	\$64,134,803
BTCC.B	1,799,383	\$11,822,960
HND	1,067,222	\$8,324,035
BTCC	1,020,309	\$7,753,708
XEG	843,990	\$6,956,004
ZEB	691,492	\$25,076,684
HNU	690,582	\$5,226,814
BTCC.U	566,726	\$3,900,723
ETHX.B	531,180	\$6,025,268
HOD	506,035	\$1,771,730

Top 10 ETFs by TSX Value

Symbol	Market Volume	Market Value
XIU	2,137,272	\$64,134,803
ZEB	691,492	\$25,076,684
BTCC.B	1,799,383	\$11,822,960
XIC	312,410	\$9,903,498
VFV	92,920	\$8,407,843
HND	1,067,222	\$8,324,035
XFN	172,100	\$8,018,263
BTCC	1,020,309	\$7,753,708
XGD	346,874	\$7,217,187
XEG	843,990	\$6,956,004

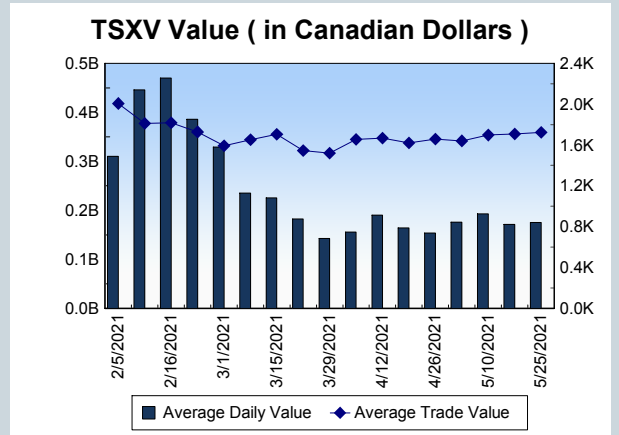
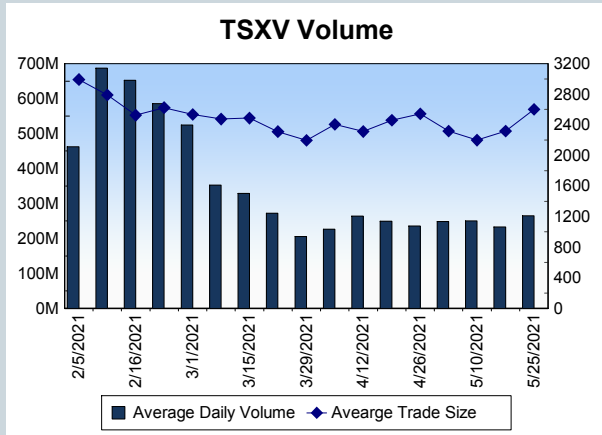
Block Trades	Non Block Trades
1,054	1,157,129

Top 5 Block Trade Brokers by Volume	
Broker	TSX Block Volume
MERRILL LYNCH CANADA LT	14,255,100
SCOTIA CAPITAL INC.	13,878,600
TD SECURITIES INC.	13,107,600
RBC CAPITAL MARKETS	9,646,100
GOLDMAN SACHS CANADA I	7,594,400

Top 5 Block Trade Symbols by Volume	
Symbol	TSX Block Volume
GWO	11,554,400
SLF	4,339,600
SU	4,249,600
RY	3,123,600
BNS	2,583,500

TSXV	
Daily Volume	235,346,592
Daily Value	\$153,454,689
Daily Trades	92,050
Daily Symbols Traded	1,312

TSXV ANONYMOUS TRADING	
Daily Volume	100,155,563
Daily Value	\$74,885,412
Average Trade Size	2,884
% TSXV Volume	42.56%



Top 20 TSXV Symbols by Volume		
Symbol	TSXV Volume	TSXV Value
PQE	8,089,838	\$1,239,154
TVI	3,276,440	\$180,865
DMGI	3,268,495	\$3,192,819
DM	3,126,449	\$899,411
CSTR	3,087,734	\$624,550
AFM	3,002,900	\$2,326,413
NRTH	2,849,119	\$521,323
OEE	2,841,718	\$95,671
KING	2,840,978	\$262,849
NBLC	2,789,954	\$1,197,453
VISN	2,369,704	\$118,996
HIVE	2,236,485	\$6,911,098
NUG	2,225,146	\$247,673
MRS	2,086,895	\$1,242,331
NXS	2,001,368	\$129,462
N	1,819,892	\$390,976
SGZ	1,771,991	\$194,651
DOC	1,657,938	\$2,997,114
PBX	1,573,408	\$1,307,598
EMO	1,539,227	\$1,289,355

Top 20 TSXV Symbols by Value		
Symbol	TSXV Volume	TSXV Value
HITI	763,959	\$7,852,340
HIVE	2,236,485	\$6,911,098
GBR	380,350	\$6,223,912
BITF	1,038,426	\$5,376,173
RECO	515,805	\$4,400,914
DMGI	3,268,495	\$3,192,819
STC	1,050,582	\$3,157,560
DOC	1,657,938	\$2,997,114
NFG	261,852	\$2,883,284
FOM	921,669	\$2,332,963
AFM	3,002,900	\$2,326,413
GMG	782,252	\$2,191,191
PVT	274,742	\$1,899,123
TOI	21,618	\$1,683,986
SVI	317,961	\$1,527,273
LAB	1,478,796	\$1,521,004
FIL	163,046	\$1,497,478
OCO	424,007	\$1,418,248
NLC	470,064	\$1,383,338
MTRX	820,985	\$1,333,484

Dark TSX/TSXV Trading			
Volume	20,444,590	Daily Trades	74,942
Value	517,430,960	Daily Symbols Traded	1,428