



May 31, 2021

For more information, email trading_sales@tsx.com
 Visit our blog at <http://exchange.tmx.com/>

Indices	May 31 Close	Previous Close	Change	% Change
S&P/TSX Composite Index	19,730.99			%
S&P/TSX 60 Index	1,180.14			%
S&P/TSX Venture Composite	968.63			%
S&P/TSX Completion Index	1,191.47			%
S&P/TSX Smallcap Index	775.36			%

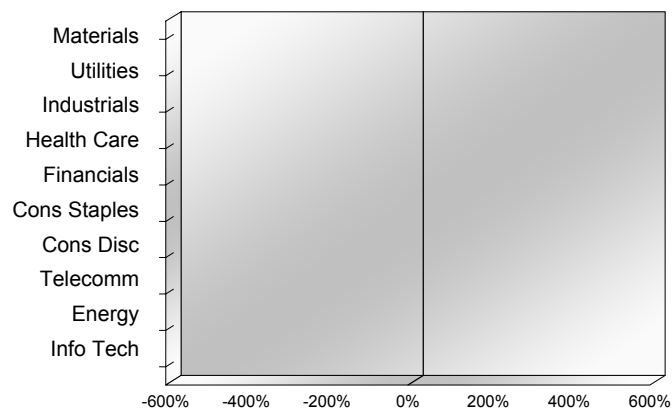
S&P/TSX Composite Index		
Advancers	Decliners	Unchanged
0	0	0

S&P/TSX Composite Index			
Top 10 Index Contributors		Top 10 Index Detractors	
Constituent	Index Contribution	Constituent	Index Contribution

S&P/TSX Composite Index			
Top 10 Advancers		Top 10 Decliners	
Constituent	Return	Constituent	Return
	%		%

S&P/TSX Composite Index				
Sector	# of Index Constituents	Weight	Market Cap (\$B)	Index Contribution
Materials	52	%	\$362.61	
Utilities	16	%	\$128.62	
Industrials	30	%	\$330.82	
Health Care	10	%	\$38.91	
Financials	27	%	\$901.59	
Consumer Staples	13	%	\$102.70	
Consumer Discretionary	13	%	\$112.64	
Communication Services	8	%	\$138.41	
Energy	23	%	\$355.81	
Information Technology	11	%	\$269.09	
S&P/TSX Composite Index	203	%	\$2,741.21	

S&P/TSX Composite Index - Sectors Returns



This report is published by TSX Inc. TSX Inc. does not guarantee either the completeness or the accuracy of this information. The information contained in this report is provided for informational purposes only and you agree not to rely upon the information contained in this report for any trading, business or financial purpose. These sheets are printed in Canada and issued by TSX Inc. under the express condition, to which everyone receiving or making use thereof assents, that no liability shall be incurred by TSX Inc. or its affiliated companies or any other vendor or donor, including, without limitation, for reliance on or for any errors or inaccuracies in this report. Neither TMX Group Limited, TSX Inc., nor any of their affiliated companies, guarantees the completeness of the information contained in this document and are not responsible for any errors or omission in or your use of, or reliance on, the information. This publication is under copyright. © 2015 TSX Inc. All rights reserved. Do not copy, distribute, sell or modify this publication without the prior written consent of TSX Inc. www.tmx.com/trading

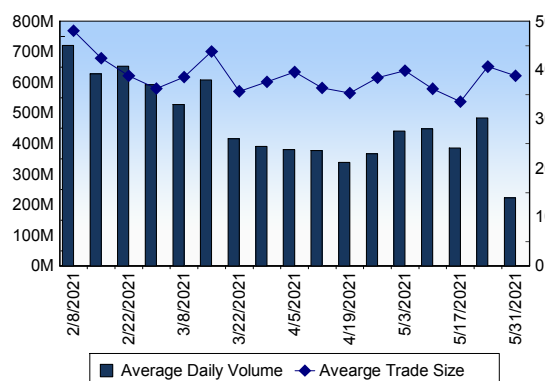
TSX

Daily Volume	222,408,923
Daily Value	\$4,668,126,874
Daily Trades	572,489
Daily Symbols Traded	2,035

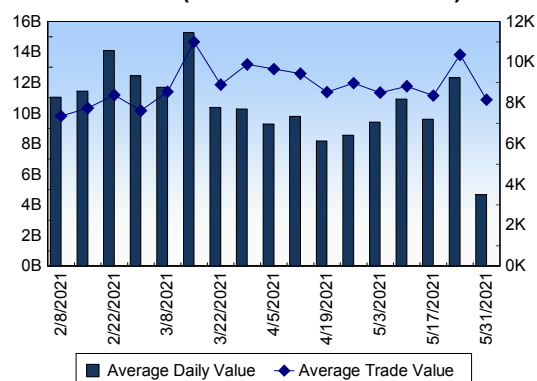
TSX ANONYMOUS TRADING

Daily Volume	89,570,606
Daily Value	\$2,134,549,446
Average Trade Size	363
% TSX Volume	40.27 %

TSX Volume



TSX Value (in Canadian Dollars)



Top 20 TSX Symbols by Volume

Symbol	TSX Volume	TSX Value
ZENA	9,290,552	\$1,367,223
SU	6,969,875	\$196,025,717
BTE	5,788,108	\$11,368,060
BBD.B	5,468,793	\$5,385,959
CVE	4,884,292	\$49,432,718
ATH	4,871,655	\$3,718,887
WCP	4,516,307	\$27,332,304
ENB	3,168,673	\$145,950,533
TGOD	3,101,307	\$1,390,130
CPG	2,875,522	\$14,706,439
TD	2,796,030	\$242,473,677
GXE	2,735,132	\$2,128,306
INV	2,572,886	\$1,926,548
BB	2,411,942	\$29,975,195
TCW	2,360,133	\$5,563,144
VNP	2,042,506	\$5,938,541
RY	2,009,608	\$250,344,136
XLY	1,985,472	\$732,871
CNQ	1,921,010	\$81,703,564
TBP	1,914,870	\$671,273

Top 20 TSX Symbols by Value

Symbol	TSX Volume	TSX Value
RY	2,009,608	\$250,344,136
TD	2,796,030	\$242,473,677
SU	6,969,875	\$196,025,717
CM	1,205,455	\$170,265,796
BMO	1,283,163	\$162,282,237
ENB	3,168,673	\$145,950,533
BNS	1,725,623	\$140,224,726
CNR	823,508	\$111,520,249
SHOP	68,660	\$102,040,940
NA	970,525	\$92,108,723
SLF	1,396,961	\$90,419,210
CNQ	1,921,010	\$81,703,564
TRP	1,285,513	\$78,537,986
DND	1,558,569	\$74,456,471
BCE	1,133,836	\$67,971,661
CP	652,167	\$63,506,876
CVE	4,884,292	\$49,432,718
NTR	635,742	\$47,340,172
ATD.B	1,072,816	\$46,922,330
MFC	1,768,582	\$44,743,035

ETF Trading

Daily Volume	15,308,185	Average Trade Value	\$6,855
Daily Value	\$316,800,369	Average Trade Size	331
# Trades	46,216	# of ETFs Traded	755

Top 10 ETFs by TSX Volume

Symbol	Market Volume	Market Value
XEG	1,097,292	\$9,216,465
XIU	1,090,048	\$32,527,255
HOD	783,341	\$2,729,536
HND	718,434	\$5,470,448
ZEB	655,391	\$23,733,232
BTCC.B	651,454	\$4,339,937
XFN	352,432	\$16,366,114
HXD	349,880	\$2,979,958
ETHX.B	340,662	\$3,952,037
HNU	326,080	\$2,526,441

Top 10 ETFs by TSX Value

Symbol	Market Volume	Market Value
XIU	1,090,048	\$32,527,255
ZEB	655,391	\$23,733,232
XFN	352,432	\$16,366,114
HXT	240,804	\$11,083,541
XEG	1,097,292	\$9,216,465
VDY	205,438	\$8,156,727
XIC	200,118	\$6,321,738
VFV	69,519	\$6,280,428
XSP	123,077	\$5,577,896
HND	718,434	\$5,470,448

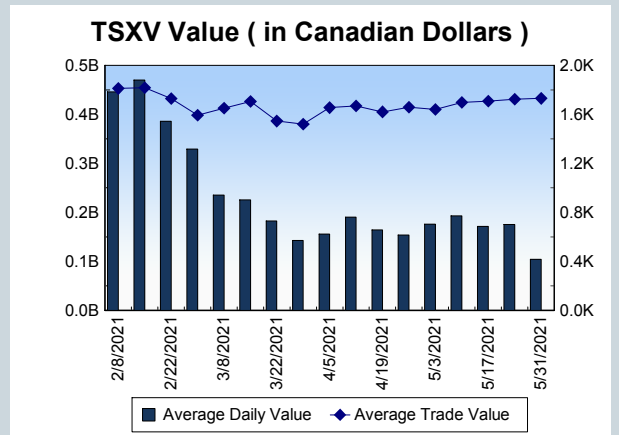
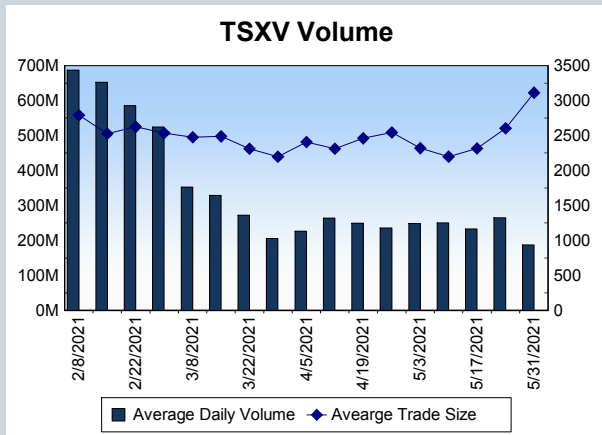
Block Trades	Non Block Trades
563	571,926

Top 5 Block Trade Brokers by Volume	
Broker	TSX Block Volume
CANACCORD GENUITY CORI	4,755,800
QUESTRADE INC.	4,190,700
TD SECURITIES INC.	4,072,300
BMO NESBITT BURNS INC.	3,579,300
CORMARK SECURITIES INC.	3,228,500

Top 5 Block Trade Symbols by Volume	
Symbol	TSX Block Volume
SU	3,798,600
VNP	1,544,000
TCW	1,469,900
CVE	1,126,200
SLF	822,100

TSXV	
Daily Volume	187,014,635
Daily Value	\$103,937,436
Daily Trades	60,075
Daily Symbols Traded	1,256

TSXV ANONYMOUS TRADING	
Daily Volume	83,508,044
Daily Value	\$50,347,149
Average Trade Size	3,958
% TSXV Volume	44.65%



Top 20 TSXV Symbols by Volume		
Symbol	TSXV Volume	TSXV Value
PQE	13,207,438	\$2,871,204
DM	9,079,778	\$2,771,232
PUL	8,155,766	\$259,391
FOXG	2,901,119	\$268,987
CSTR	2,366,107	\$471,941
OG	2,299,698	\$1,156,715
NXS	1,978,684	\$128,614
SGZ	1,810,034	\$182,568
AGC	1,594,675	\$515,126
STC	1,580,292	\$4,499,981
NUG	1,499,433	\$177,452
QYOU	1,443,833	\$583,667
HIVE	1,394,775	\$4,180,432
RYU	1,268,731	\$118,353
BXR	1,265,600	\$13,968
LMR	1,202,760	\$144,040
HZ	1,191,390	\$529,473
VXTR	1,171,734	\$1,050,213
MSP	1,093,293	\$441,346
KING	1,076,473	\$92,506

Top 20 TSXV Symbols by Value		
Symbol	TSXV Volume	TSXV Value
HITI	468,927	\$5,318,946
STC	1,580,292	\$4,499,981
HIVE	1,394,775	\$4,180,432
RECO	462,382	\$3,773,937
PQE	13,207,438	\$2,871,204
DM	9,079,778	\$2,771,232
BITF	451,655	\$2,381,433
FIL	247,640	\$2,300,314
DOC	1,066,398	\$1,986,128
NFG	161,911	\$1,927,595
GMG	757,207	\$1,757,044
GBR	91,574	\$1,529,691
TOI	18,287	\$1,421,444
FOM	544,341	\$1,322,602
OG	2,299,698	\$1,156,715
VXTR	1,171,734	\$1,050,213
LAB	844,570	\$994,059
DMGI	882,965	\$829,193
LI	421,940	\$762,543
EMO	951,429	\$715,217

Dark TSX/TSXV Trading			
Volume	9,415,190	Daily Trades	38,239
Value	291,554,303	Daily Symbols Traded	1,340