



June 14, 2021

For more information, email trading_sales@tsx.com
 Visit our blog at <http://exchange.tmx.com/>

Indices	June 14 Close	Previous Close	Change	% Change
S&P/TSX Composite Index	20,157.65			%
S&P/TSX 60 Index	1,205.45			%
S&P/TSX Venture Composite	977.79			%
S&P/TSX Completion Index	1,218.02			%
S&P/TSX Smallcap Index	787.50			%

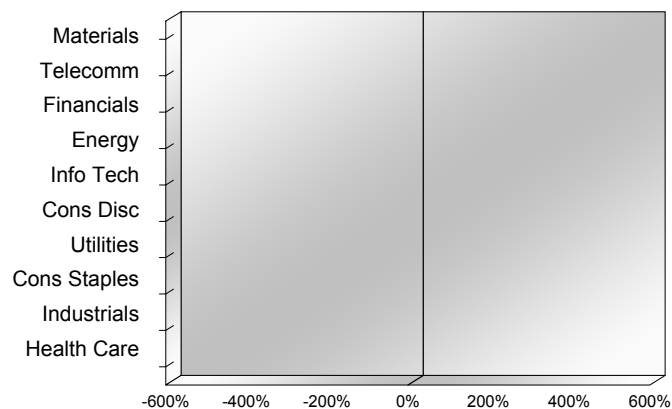
S&P/TSX Composite Index		
Advancers	Decliners	Unchanged
0	0	0

S&P/TSX Composite Index			
Top 10 Index Contributors		Top 10 Index Detractors	
Constituent	Index Contribution	Constituent	Index Contribution

S&P/TSX Composite Index			
Top 10 Advancers		Top 10 Decliners	
Constituent	Return	Constituent	Return
	%		%

S&P/TSX Composite Index				
Sector	# of Index Constituents	Weight	Market Cap (\$B)	Index Contribution
Materials	52	%	\$361.31	
Communication Services	8	%	\$140.34	
Financials	27	%	\$902.63	
Energy	23	%	\$381.91	
Information Technology	11	%	\$288.65	
Consumer Discretionary	13	%	\$112.75	
Utilities	16	%	\$132.99	
Consumer Staples	13	%	\$104.04	
Industrials	30	%	\$334.97	
Health Care	10	%	\$40.33	
S&P/TSX Composite Index	203	%	\$2,799.93	

S&P/TSX Composite Index - Sectors Returns



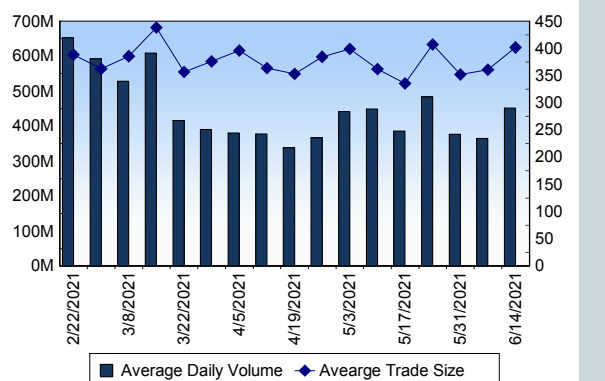
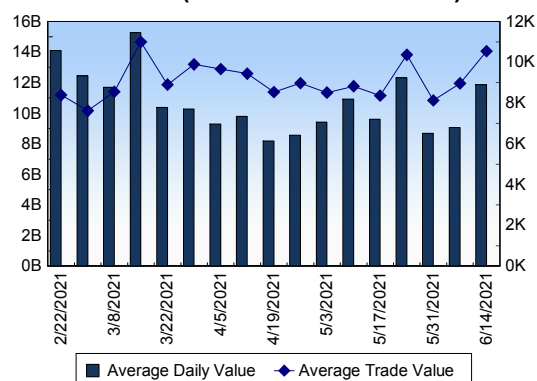
This report is published by TSX Inc. TSX Inc. does not guarantee either the completeness or the accuracy of this information. The information contained in this report is provided for informational purposes only and you agree not to rely upon the information contained in this report for any trading, business or financial purpose. These sheets are printed in Canada and issued by TSX Inc. under the express condition, to which everyone receiving or making use thereof assents, that no liability shall be incurred by TSX Inc. or its affiliated companies or any other vendor or donor, including, without limitation, for reliance on or for any errors or inaccuracies in this report. Neither TMX Group Limited, TSX Inc., nor any of their affiliated companies, guarantees the completeness of the information contained in this document and are not responsible for any errors or omission in or your use of, or reliance on, the information. This publication is under copyright. © 2015 TSX Inc. All rights reserved. Do not copy, distribute, sell or modify this publication without the prior written consent of TSX Inc. www.tmx.com/trading

TSX

Daily Volume	451,407,296
Daily Value	\$11,849,780,727
Daily Trades	1,123,672
Daily Symbols Traded	2,089

TSX ANONYMOUS TRADING

Daily Volume	174,059,722
Daily Value	\$4,445,841,630
Average Trade Size	336
% TSX Volume	38.56 %

TSX Volume**TSX Value (in Canadian Dollars)****Top 20 TSX Symbols by Volume**

Symbol	TSX Volume	TSX Value
CNQ	28,494,405	\$1,297,686,498
ENB	17,041,881	\$838,143,075
BCE	13,099,564	\$795,772,602
MFC	12,927,136	\$317,943,686
SU	9,747,469	\$298,944,163
CVE	8,954,611	\$109,301,032
WCP	6,742,369	\$43,137,960
BB	6,716,897	\$116,683,684
NXE	6,496,764	\$34,792,351
CPG	6,458,531	\$36,675,191
TD	6,314,782	\$548,792,805
HUT	6,169,032	\$32,970,144
HWX	5,671,783	\$24,946,186
TRP	5,062,928	\$325,116,860
BBD.B	4,991,679	\$5,427,756
XLY	4,296,629	\$1,068,787
BTE	4,068,871	\$9,109,113
SGY	3,871,159	\$2,485,002
POW	3,851,602	\$152,219,654
TVE	3,813,902	\$10,179,750

Top 20 TSX Symbols by Value

Symbol	TSX Volume	TSX Value
CNQ	28,494,405	\$1,297,686,498
ENB	17,041,881	\$838,143,075
BCE	13,099,564	\$795,772,602
TD	6,314,782	\$548,792,805
TRP	5,062,928	\$325,116,860
MFC	12,927,136	\$317,943,686
BNS	3,763,429	\$304,100,142
SU	9,747,469	\$298,944,163
RY	2,353,915	\$297,112,599
SHOP	153,618	\$241,038,132
NA	2,258,644	\$206,015,506
SLF	3,062,825	\$194,523,680
CM	1,216,050	\$175,483,730
POW	3,851,602	\$152,219,654
RCI.B	2,387,467	\$149,197,022
CNR	997,515	\$133,853,679
PPL	3,178,536	\$128,485,990
BMO	960,745	\$121,643,408
NTR	1,511,357	\$117,186,187
BB	6,716,897	\$116,683,684

ETF Trading

Daily Volume	20,184,496	Average Trade Value	\$6,982
Daily Value	\$406,414,127	Average Trade Size	347
# Trades	58,208	# of ETFs Traded	797

Top 10 ETFs by TSX Volume

Symbol	Market Volume	Market Value
XIU	1,679,688	\$50,927,220
BTCC.B	1,295,916	\$9,456,349
HND	1,235,128	\$7,742,066
XEG	976,148	\$8,993,645
BTCC.U	645,398	\$4,980,363
BTCC	636,707	\$5,365,461
DLR	391,889	\$4,793,084
ETHX.B	359,731	\$4,132,579
DLR.U	343,852	\$3,464,457
XGD	329,170	\$6,682,328

Top 10 ETFs by TSX Value

Symbol	Market Volume	Market Value
XIU	1,679,688	\$50,927,220
HXT	243,067	\$11,376,347
BTCC.B	1,295,916	\$9,456,349
XEG	976,148	\$8,993,645
VFV	98,089	\$8,984,325
XUT	275,251	\$8,340,784
ZEB	222,539	\$8,042,333
XIC	248,950	\$8,002,544
HND	1,235,128	\$7,742,066
XSP	166,556	\$7,621,215

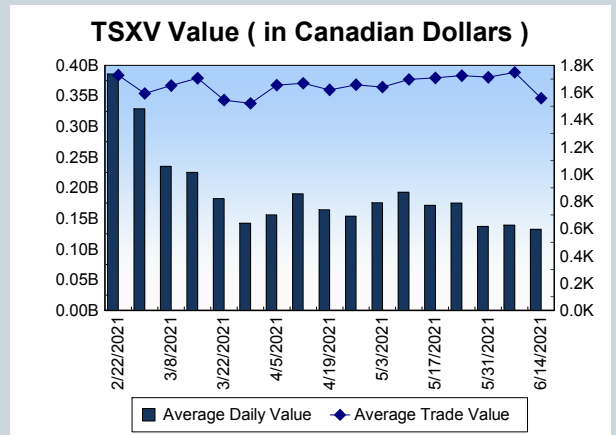
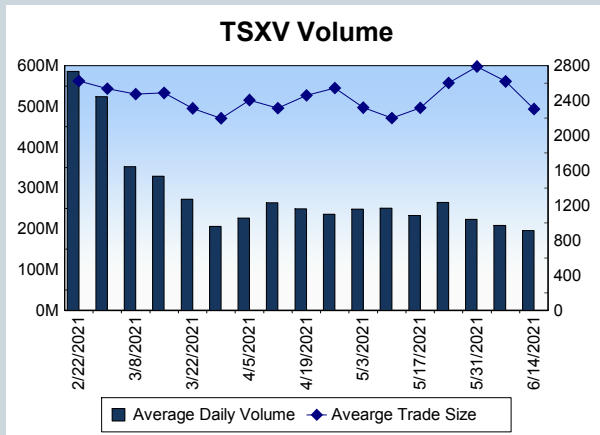
Block Trades	Non Block Trades
1,108	1,122,564

Top 5 Block Trade Brokers by Volume	
Broker	TSX Block Volume
BMO NESBITT BURNS INC.	32,504,300
RBC CAPITAL MARKETS	30,293,700
MORGAN STANLEY CANADA	29,651,700
SCOTIA CAPITAL INC.	23,344,100
NATIONAL BANK FINANCIAL	20,581,100

Top 5 Block Trade Symbols by Volume	
Symbol	TSX Block Volume
CNQ	25,367,200
BCE	11,096,200
MFC	10,533,400
ENB	10,264,600
SU	5,233,000

TSXV	
Daily Volume	195,509,463
Daily Value	\$132,206,274
Daily Trades	84,871
Daily Symbols Traded	1,304

TSXV ANONYMOUS TRADING	
Daily Volume	88,283,791
Daily Value	\$63,242,155
Average Trade Size	2,917
% TSXV Volume	45.16%



Top 20 TSXV Symbols by Volume		
Symbol	TSXV Volume	TSXV Value
NUG	5,069,675	\$847,004
CSTR	4,729,147	\$934,369
NHP	3,563,605	\$130,911
HIVE	3,142,735	\$9,760,489
SUGR	2,505,013	\$114,273
PUL	2,442,184	\$167,897
PQE	2,349,703	\$352,333
DMGI	1,844,530	\$1,667,921
QUIS	1,782,343	\$2,814,527
MXR	1,349,676	\$368,029
VISN	1,329,050	\$66,768
BITF	1,275,018	\$6,570,169
PBX	1,267,949	\$978,643
NUMI	1,245,676	\$1,268,039
ABRA	1,182,896	\$734,116
GXU	1,140,479	\$319,345
CLAS	1,139,954	\$33,154
AIR	1,134,994	\$339,824
TZR	1,130,000	\$5,875
TYMB	1,091,000	\$12,865

Top 20 TSXV Symbols by Value		
Symbol	TSXV Volume	TSXV Value
HIVE	3,142,735	\$9,760,489
BITF	1,275,018	\$6,570,169
TOI	48,634	\$4,152,613
RECO	430,546	\$3,989,254
SLL	899,548	\$3,716,783
NFG	255,255	\$3,140,308
QUIS	1,782,343	\$2,814,527
FIL	172,392	\$1,910,897
STC	488,222	\$1,790,452
DMGI	1,844,530	\$1,667,921
FD	110,496	\$1,643,337
PKT	1,027,107	\$1,520,154
HITI	135,786	\$1,275,386
NUMI	1,245,676	\$1,268,039
LAB	805,867	\$1,197,433
URC	357,033	\$1,156,496
STE	299,589	\$1,111,772
CNC	281,434	\$1,018,440
CUR	430,903	\$1,003,482
PBX	1,267,949	\$978,643

Dark TSX/TSXV Trading			
Volume	16,910,120	Daily Trades	64,310
Value	417,640,381	Daily Symbols Traded	1,350