



June 15, 2021

For more information, email trading_sales@tsx.com
 Visit our blog at <http://exchange.tmx.com/>

Indices	June 15 Close	Previous Close	Change	% Change
S&P/TSX Composite Index	20,231.32			%
S&P/TSX 60 Index	1,212.02			%
S&P/TSX Venture Composite	969.32			%
S&P/TSX Completion Index	1,214.49			%
S&P/TSX Smallcap Index	784.58			%

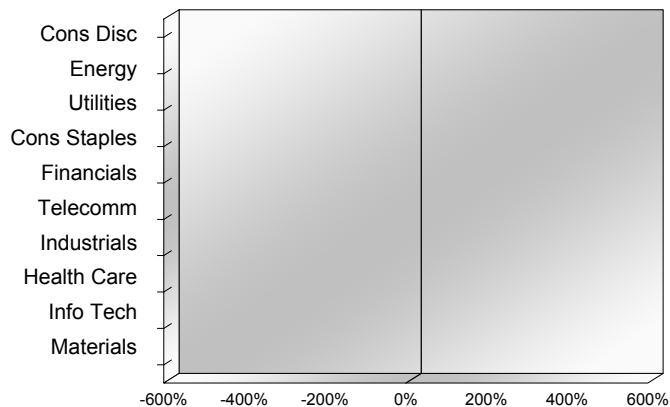
S&P/TSX Composite Index		
Advancers	Decliners	Unchanged
0	0	0

S&P/TSX Composite Index			
Top 10 Index Contributors		Top 10 Index Detractors	
Constituent	Index Contribution	Constituent	Index Contribution

S&P/TSX Composite Index			
Top 10 Advancers		Top 10 Decliners	
Constituent	Return	Constituent	Return
	%		%

S&P/TSX Composite Index				
Sector	# of Index Constituents	Weight	Market Cap (\$B)	Index Contribution
Consumer Discretionary	13	%	\$113.42	
Energy	23	%	\$387.45	
Utilities	16	%	\$132.99	
Consumer Staples	13	%	\$104.13	
Financials	27	%	\$908.82	
Communication Services	8	%	\$141.43	
Industrials	30	%	\$334.59	
Health Care	10	%	\$39.29	
Information Technology	11	%	\$291.72	
Materials	52	%	\$356.45	
S&P/TSX Composite Index	203	%	\$2,810.28	

S&P/TSX Composite Index - Sectors Returns



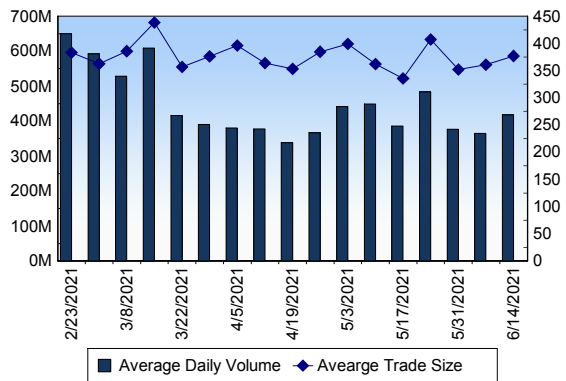
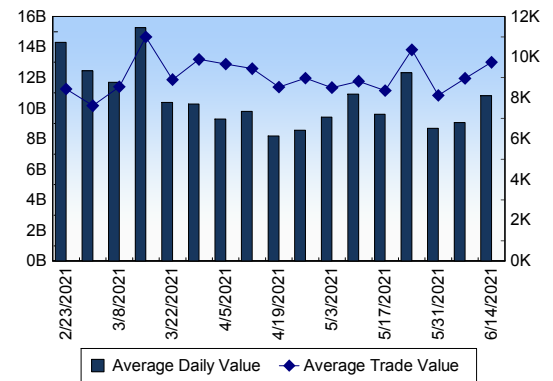
This report is published by TSX Inc. TSX Inc. does not guarantee either the completeness or the accuracy of this information. The information contained in this report is provided for informational purposes only and you agree not to rely upon the information contained in this report for any trading, business or financial purpose. These sheets are printed in Canada and issued by TSX Inc. under the express condition, to which everyone receiving or making use thereof assents, that no liability shall be incurred by TSX Inc. or its affiliated companies or any other vendor or donor, including, without limitation, for reliance on or for any errors or inaccuracies in this report. Neither TMX Group Limited, TSX Inc., nor any of their affiliated companies, guarantees the completeness of the information contained in this document and are not responsible for any errors or omission in or your use of, or reliance on, the information. This publication is under copyright. © 2015 TSX Inc. All rights reserved. Do not copy, distribute, sell or modify this publication without the prior written consent of TSX Inc. www.tmx.com/trading

TSX

Daily Volume	385,234,516
Daily Value	\$9,790,095,927
Daily Trades	1,095,747
Daily Symbols Traded	2,078

TSX ANONYMOUS TRADING

Daily Volume	179,032,999
Daily Value	\$5,018,976,309
Average Trade Size	342
% TSX Volume	46.47 %

TSX Volume**TSX Value (in Canadian Dollars)****Top 20 TSX Symbols by Volume**

Symbol	TSX Volume	TSX Value
CNQ	22,611,989	\$1,043,115,848
BCE	10,961,885	\$671,435,921
CVE	10,282,304	\$129,923,156
BB	6,331,654	\$107,444,334
SU	5,215,944	\$162,444,056
MFC	5,021,545	\$123,970,188
IMO	4,166,246	\$173,546,677
NA	3,948,032	\$362,105,259
CPG	3,902,558	\$22,334,554
ENB	3,826,221	\$189,973,394
XLY	3,706,555	\$1,037,666
HUT	3,544,399	\$18,077,987
ATH	3,504,265	\$3,034,591
IPL	3,449,172	\$70,605,693
IVN	3,347,526	\$27,777,310
BTE	3,345,462	\$7,524,156
FM	3,274,515	\$86,012,289
XIU	2,919,750	\$89,213,025
TV	2,902,485	\$651,975
TD	2,890,951	\$252,880,794

Top 20 TSX Symbols by Value

Symbol	TSX Volume	TSX Value
CNQ	22,611,989	\$1,043,115,848
BCE	10,961,885	\$671,435,921
NA	3,948,032	\$362,105,259
RY	2,308,107	\$293,835,171
SHOP	164,272	\$264,968,394
TD	2,890,951	\$252,880,794
CNR	1,494,831	\$201,353,031
CM	1,316,324	\$191,581,009
ENB	3,826,221	\$189,973,394
IMO	4,166,246	\$173,546,677
BNS	2,071,092	\$168,111,949
SU	5,215,944	\$162,444,056
TRP	2,441,060	\$158,087,344
BMO	1,127,470	\$143,615,557
NTR	1,755,853	\$135,005,938
CVE	10,282,304	\$129,923,156
MFC	5,021,545	\$123,970,188
BB	6,331,654	\$107,444,334
BAM.A	1,581,282	\$96,456,189
SLF	1,475,482	\$93,935,847

ETF Trading

Daily Volume	24,104,017	Average Trade Value	\$9,054
Daily Value	\$499,886,943	Average Trade Size	437
# Trades	55,212	# of ETFs Traded	799

Top 10 ETFs by TSX Volume

Symbol	Market Volume	Market Value
XIU	2,919,750	\$89,213,025
HND	1,539,806	\$9,954,206
XEG	1,166,869	\$10,837,713
BTCC.B	1,088,247	\$8,000,745
BTCX.U	970,327	\$7,431,193
XGD	791,828	\$15,960,472
HOD	657,770	\$1,972,758
HNU	617,095	\$5,483,945
BTCC	596,379	\$5,017,255
ZPR	517,313	\$5,892,732

Top 10 ETFs by TSX Value

Symbol	Market Volume	Market Value
XIU	2,919,750	\$89,213,025
ZEB	461,712	\$16,795,195
XGD	791,828	\$15,960,472
XIC	468,494	\$15,136,388
XSP	258,009	\$11,821,300
HXT	243,334	\$11,473,236
XEG	1,166,869	\$10,837,713
HND	1,539,806	\$9,954,206
VFV	99,108	\$9,126,602
BTCC.B	1,088,247	\$8,000,745

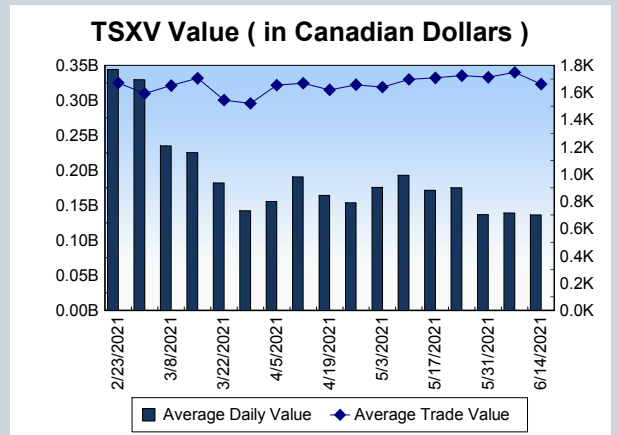
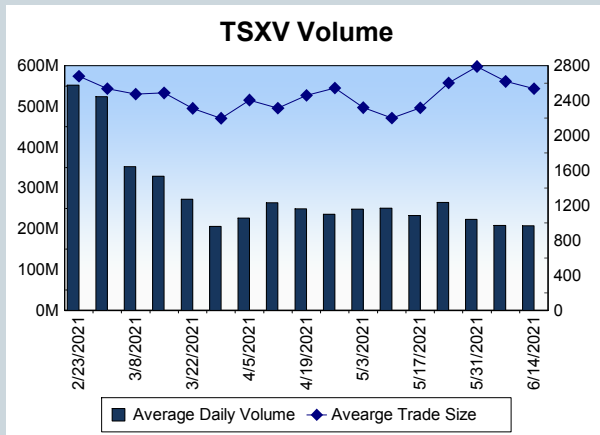
Block Trades	Non Block Trades
1,142	1,094,605

Top 5 Block Trade Brokers by Volume	
Broker	TSX Block Volume
BMO NESBITT BURNS INC.	18,618,040
RBC CAPITAL MARKETS	16,944,800
GOLDMAN SACHS CANADA I	14,821,900
MERRILL LYNCH CANADA LT	13,704,300
TD SECURITIES INC.	13,135,700

Top 5 Block Trade Symbols by Volume	
Symbol	TSX Block Volume
CNQ	19,337,800
BCE	8,882,300
IMO	3,306,400
NA	3,263,100
CVE	2,854,200

TSXV	
Daily Volume	219,743,900
Daily Value	\$140,093,968
Daily Trades	78,917
Daily Symbols Traded	1,310

TSXV ANONYMOUS TRADING	
Daily Volume	87,304,186
Daily Value	\$65,330,876
Average Trade Size	2,861
% TSXV Volume	39.73%



Top 20 TSXV Symbols by Volume		
Symbol	TSXV Volume	TSXV Value
CLAS	13,157,431	\$309,963
SAY	9,758,202	\$888,547
DAN	7,792,664	\$3,134,427
MOON	6,109,000	\$335,995
NRN	5,850,962	\$316,634
VXTR	5,599,079	\$5,049,217
NHHH	4,234,991	\$966,448
SUGR	3,101,893	\$139,535
AEC	1,934,125	\$308,094
PQE	1,763,933	\$248,130
JK	1,654,014	\$2,210,090
PUL	1,616,980	\$111,458
RLV	1,605,280	\$32,106
HIVE	1,585,928	\$4,992,286
EMO	1,496,881	\$1,366,150
NXS	1,454,500	\$85,550
ALTA	1,317,489	\$459,780
CSTR	1,284,737	\$244,155
LAB	1,257,430	\$1,702,094
AFM	1,197,839	\$798,204

Top 20 TSXV Symbols by Value		
Symbol	TSXV Volume	TSXV Value
RECO	622,554	\$6,196,146
FIL	561,246	\$5,682,321
BITF	1,039,356	\$5,153,823
VXTR	5,599,079	\$5,049,217
HIVE	1,585,928	\$4,992,286
SLL	922,911	\$3,945,162
NFG	322,335	\$3,859,252
TOI	40,292	\$3,483,799
DAN	7,792,664	\$3,134,427
AMC	537,096	\$2,812,976
JK	1,654,014	\$2,210,090
PRYM	513,079	\$2,107,182
GIP	225,013	\$2,028,671
STC	585,464	\$2,026,704
LAB	1,257,430	\$1,702,094
ZEN	536,786	\$1,658,399
HITI	171,776	\$1,553,099
DSV	578,731	\$1,449,031
EMO	1,496,881	\$1,366,150
SDE	234,037	\$1,259,539

Dark TSX/TSXV Trading			
Volume	18,505,250	Daily Trades	75,017
Value	493,027,043	Daily Symbols Traded	1,388