



June 18, 2021

For more information, email [trading\\_sales@tsx.com](mailto:trading_sales@tsx.com)  
 Visit our blog at <http://exchange.tmx.com/>

Indices	June 18 Close	Previous Close	Change	% Change
S&P/TSX Composite Index	19,999.59			%
S&P/TSX 60 Index	1,201.65			%
S&P/TSX Venture Composite	946.83			%
S&P/TSX Completion Index	1,187.64			%
S&P/TSX Smallcap Index	760.61			%

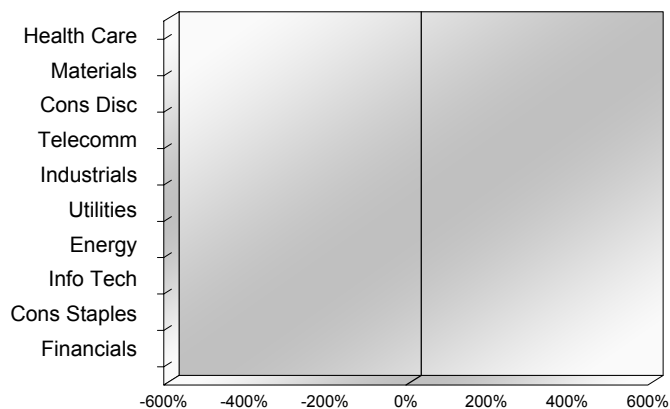
S&P/TSX Composite Index		
<b>Advancers</b>	<b>Decliners</b>	<b>Unchanged</b>
0	0	0

S&P/TSX Composite Index			
Top 10 Index Contributors		Top 10 Index Detractors	
Constituent	Index Contribution	Constituent	Index Contribution

S&P/TSX Composite Index			
Top 10 Advancers		Top 10 Decliners	
Constituent	Return	Constituent	Return
	%		%

S&P/TSX Composite Index				
Sector	# of Index Constituents	Weight	Market Cap (\$B)	Index Contribution
Health Care	10	%	\$38.12	
Materials	52	%	\$336.31	
Consumer Discretionary	13	%	\$110.27	
Communication Services	8	%	\$140.61	
Industrials	30	%	\$326.76	
Utilities	16	%	\$132.68	
Energy	23	%	\$372.92	
Information Technology	11	%	\$316.34	
Consumer Staples	13	%	\$102.91	
Financials	27	%	\$899.43	
<b>S&amp;P/TSX Composite Index</b>	<b>203</b>	<b>%</b>	<b>\$2,776.34</b>	

S&P/TSX Composite Index - Sectors Returns



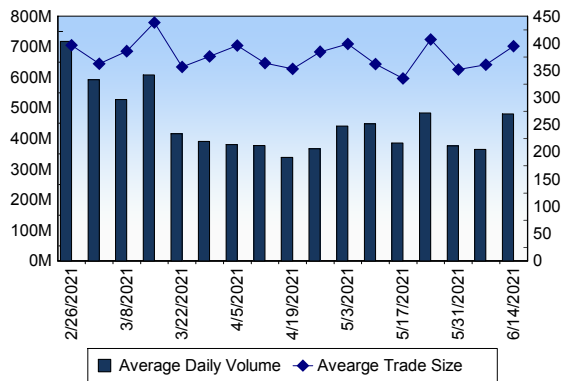
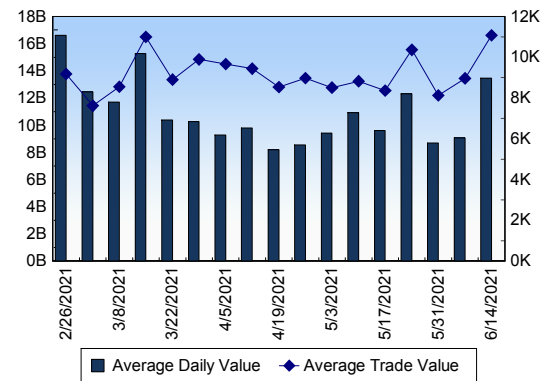
This report is published by TSX Inc. TSX Inc. does not guarantee either the completeness or the accuracy of this information. The information contained in this report is provided for informational purposes only and you agree not to rely upon the information contained in this report for any trading, business or financial purpose. These sheets are printed in Canada and issued by TSX Inc. under the express condition, to which everyone receiving or making use thereof assents, that no liability shall be incurred by TSX Inc. or its affiliated companies or any other vendor or donor, including, without limitation, for reliance on or for any errors or inaccuracies in this report. Neither TMX Group Limited, TSX Inc., nor any of their affiliated companies, guarantees the completeness of the information contained in this document and are not responsible for any errors or omission in or your use of, or reliance on, the information. This publication is under copyright. © 2015 TSX Inc. All rights reserved. Do not copy, distribute, sell or modify this publication without the prior written consent of TSX Inc. [www.tmx.com/trading](http://www.tmx.com/trading)

**TSX**

Daily Volume	719,321,449
Daily Value	\$22,819,561,838
Daily Trades	1,354,783
Daily Symbols Traded	2,095

**TSX ANONYMOUS TRADING**

Daily Volume	314,544,089
Daily Value	\$8,928,829,353
Average Trade Size	474
% TSX Volume	43.73 %

**TSX Volume****TSX Value ( in Canadian Dollars )****Top 20 TSX Symbols by Volume**

Symbol	TSX Volume	TSX Value
AR	17,183,863	\$52,540,864
GGD	16,600,951	\$50,800,246
CVE	13,581,826	\$163,220,911
TD	13,299,976	\$1,157,017,100
SU	12,529,783	\$365,709,804
CNQ	11,623,571	\$497,050,127
BNS	11,469,517	\$914,751,769
WCP	11,034,033	\$66,575,983
CS	10,653,924	\$46,821,144
BB	10,244,046	\$165,645,749
ENB	10,229,222	\$505,894,236
RY	9,652,454	\$1,217,800,346
CNR	9,157,940	\$1,189,787,891
TCN	9,039,426	\$125,892,965
MFC	8,803,322	\$211,832,657
AQN	8,794,971	\$164,335,735
ABX	8,752,558	\$227,681,967
EDV	8,615,374	\$252,487,751
CXB	8,377,945	\$15,978,202
K	8,310,071	\$67,524,287

**Top 20 TSX Symbols by Value**

Symbol	TSX Volume	TSX Value
RY	9,652,454	\$1,217,800,346
CNR	9,157,940	\$1,189,787,891
TD	13,299,976	\$1,157,017,100
SHOP	522,524	\$945,386,707
BNS	11,469,517	\$914,751,769
CM	4,699,704	\$680,048,440
BMO	5,230,547	\$664,431,743
ENB	10,229,222	\$505,894,236
CNQ	11,623,571	\$497,050,127
TRP	5,864,020	\$376,927,458
NA	4,044,347	\$371,292,512
SU	12,529,783	\$365,709,804
BAM.A	5,309,625	\$321,610,685
CP	3,234,348	\$306,930,767
ATD.B	6,519,961	\$292,140,949
NTR	3,648,055	\$264,435,702
SLF	4,182,656	\$260,821,382
EDV	8,615,374	\$252,487,751
BCE	4,106,434	\$250,180,977
CSU	126,676	\$233,842,046

**ETF Trading**

Daily Volume	35,267,419	Average Trade Value	\$9,909
Daily Value	\$801,330,753	Average Trade Size	436
# Trades	80,872	# of ETFs Traded	805

**Top 10 ETFs by TSX Volume**

Symbol	Market Volume	Market Value
XIU	4,206,669	\$127,683,793
XEG	1,966,069	\$17,208,357
BTCC.B	1,937,138	\$13,130,588
ZEB	1,419,756	\$51,325,205
HND	1,242,434	\$8,198,101
ZCN	866,008	\$23,509,797
XGD	860,027	\$16,222,842
XRE	831,139	\$16,044,639
ETHX.U	752,009	\$7,571,645
ETHX.B	751,916	\$7,616,482

**Top 10 ETFs by TSX Value**

Symbol	Market Volume	Market Value
XIU	4,206,669	\$127,683,793
ZEB	1,419,756	\$51,325,205
HXT	741,619	\$34,734,395
ZCN	866,008	\$23,509,797
XSP	468,064	\$21,109,204
XEG	1,966,069	\$17,208,357
XIC	526,173	\$16,856,452
XGD	860,027	\$16,222,842
XFN	348,754	\$16,163,638
XRE	831,139	\$16,044,639

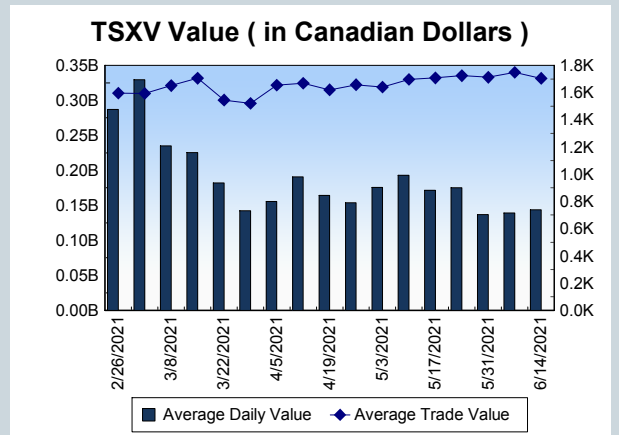
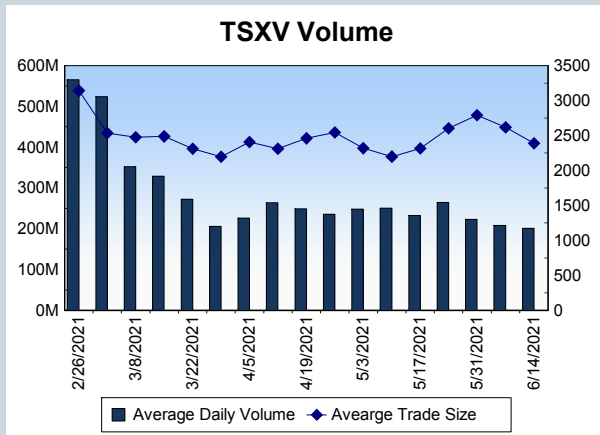
<b>Block Trades</b>	<b>Non Block Trades</b>
6,314	1,348,469

Top 5 Block Trade Brokers by Volume	
Broker	TSX Block Volume
TD SECURITIES INC.	63,957,800
BMO NESBITT BURNS INC.	63,233,000
UBS SECURITIES CANADA IN	61,092,300
GOLDMAN SACHS CANADA I	51,495,000
MERRILL LYNCH CANADA LT	43,585,700

Top 5 Block Trade Symbols by Volume	
Symbol	TSX Block Volume
AR	14,758,100
GGD	13,111,500
TD	9,431,100
CS	7,615,600
TCN	7,597,200

TSXV	
Daily Volume	175,077,944
Daily Value	\$145,432,088
Daily Trades	83,385
Daily Symbols Traded	1,274

TSXV ANONYMOUS TRADING	
Daily Volume	73,345,210
Daily Value	\$77,011,417
Average Trade Size	2,130
% TSXV Volume	41.89%



Top 20 TSXV Symbols by Volume		
Symbol	TSXV Volume	TSXV Value
CLAS	4,256,204	\$129,301
NHP	3,709,744	\$129,064
THRM	3,448,861	\$1,450,810
NVV	3,329,500	\$413,908
ACP	3,182,659	\$350,759
DSM	3,157,176	\$433,720
HIVE	2,793,583	\$8,468,431
SLL	2,420,300	\$11,356,576
LAB	2,402,191	\$3,699,747
PQE	2,055,378	\$325,550
FKM	1,720,975	\$308,920
BITF	1,642,750	\$8,746,212
ROS	1,447,217	\$591,712
NAR	1,413,672	\$121,638
NHHH	1,391,055	\$249,677
SUGR	1,371,624	\$60,113
NUG	1,311,644	\$183,685
EQG	1,228,481	\$35,313
DSV	1,199,158	\$2,673,117
CSTR	1,180,068	\$212,039

Top 20 TSXV Symbols by Value		
Symbol	TSXV Volume	TSXV Value
SLL	2,420,300	\$11,356,576
BITF	1,642,750	\$8,746,212
HIVE	2,793,583	\$8,468,431
RECO	641,907	\$7,754,896
NFG	518,149	\$5,872,526
FD	255,693	\$3,866,650
NOU	407,932	\$3,758,443
LAB	2,402,191	\$3,699,747
TOI	35,100	\$2,952,131
HITI	316,538	\$2,833,783
DSV	1,199,158	\$2,673,117
GBR	138,593	\$2,069,413
NLC	760,892	\$1,966,675
FIL	155,888	\$1,531,315
PRYM	376,408	\$1,457,390
THRM	3,448,861	\$1,450,810
SVI	280,454	\$1,304,871
MTA	101,760	\$1,255,879
GPV	52,238	\$1,253,803
NUMI	1,120,249	\$1,167,642

Dark TSX/TSXV Trading			
Volume	20,868,380	Daily Trades	88,074
Value	640,910,988	Daily Symbols Traded	1,407