



June 21, 2021

For more information, email [trading\\_sales@tsx.com](mailto:trading_sales@tsx.com)  
 Visit our blog at <http://exchange.tmx.com/>

Indices	June 21 Close	Previous Close	Change	% Change
S&P/TSX Composite Index	20,156.36			%
S&P/TSX 60 Index	1,210.23			%
S&P/TSX Venture Composite	941.93			%
S&P/TSX Completion Index	1,199.99			%
S&P/TSX Smallcap Index	770.20			%

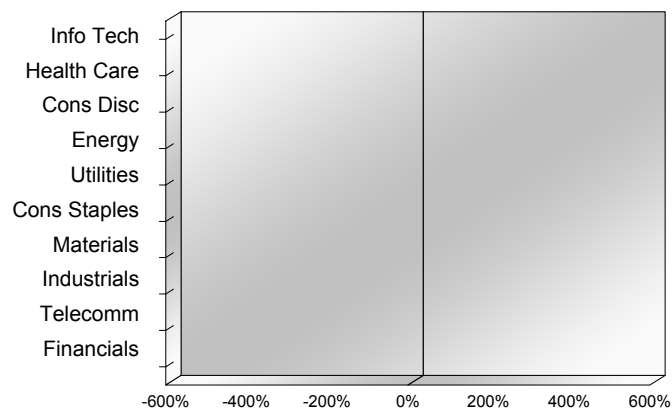
S&P/TSX Composite Index		
<b>Advancers</b>	<b>Decliners</b>	<b>Unchanged</b>
0	0	0

S&P/TSX Composite Index			
Top 10 Index Contributors		Top 10 Index Detractors	
Constituent	Index Contribution	Constituent	Index Contribution

S&P/TSX Composite Index			
Top 10 Advancers		Top 10 Decliners	
Constituent	Return	Constituent	Return
	%		%

S&P/TSX Composite Index				
Sector	# of Index Constituents	Weight	Market Cap (\$B)	Index Contribution
Information Technology	12	%	\$323.08	
Health Care	10	%	\$39.00	
Consumer Discretionary	13	%	\$111.40	
Energy	23	%	\$380.43	
Utilities	16	%	\$132.57	
Consumer Staples	13	%	\$101.02	
Materials	53	%	\$337.79	
Industrials	30	%	\$329.17	
Communication Services	7	%	\$140.44	
Financials	28	%	\$908.98	
<b>S&amp;P/TSX Composite Index</b>	<b>205</b>	<b>%</b>	<b>\$2,803.88</b>	

S&P/TSX Composite Index - Sectors Returns



This report is published by TSX Inc. TSX Inc. does not guarantee either the completeness or the accuracy of this information. The information contained in this report is provided for informational purposes only and you agree not to rely upon the information contained in this report for any trading, business or financial purpose. These sheets are printed in Canada and issued by TSX Inc. under the express condition, to which everyone receiving or making use thereof assents, that no liability shall be incurred by TSX Inc. or its affiliated companies or any other vendor or donor, including, without limitation, for reliance on or for any errors or inaccuracies in this report. Neither TMX Group Limited, TSX Inc., nor any of their affiliated companies, guarantees the completeness of the information contained in this document and are not responsible for any errors or omission in or your use of, or reliance on, the information. This publication is under copyright. © 2015 TSX Inc. All rights reserved. Do not copy, distribute, sell or modify this publication without the prior written consent of TSX Inc. [www.tmx.com/trading](http://www.tmx.com/trading)

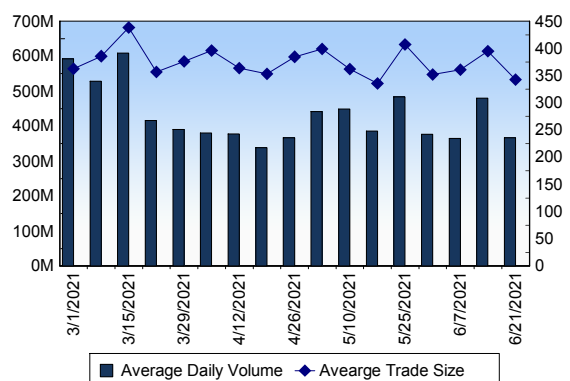
## TSX

Daily Volume	366,674,258
Daily Value	\$9,141,063,951
Daily Trades	1,070,453
Daily Symbols Traded	2,075

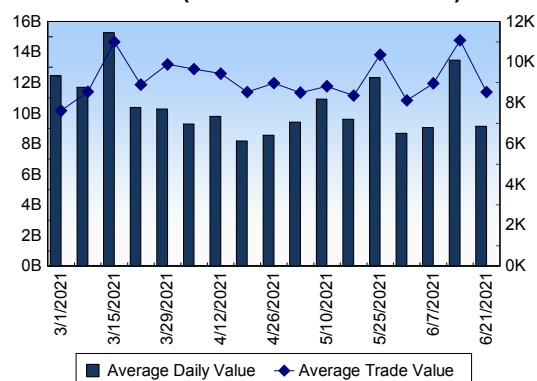
## TSX ANONYMOUS TRADING

Daily Volume	158,036,515
Daily Value	\$3,978,403,037
Average Trade Size	299
% TSX Volume	43.10 %

### TSX Volume



### TSX Value ( in Canadian Dollars )



### Top 20 TSX Symbols by Volume

Symbol	TSX Volume	TSX Value
CNQ	13,454,647	\$596,836,113
LUN	8,165,054	\$83,316,547
BBD.B	7,104,164	\$7,830,589
ATH	6,944,816	\$6,887,639
SU	6,911,494	\$207,758,597
BTE	5,963,935	\$13,901,314
GXE	5,635,356	\$5,080,515
CVE	5,308,606	\$65,112,906
TRP	5,004,343	\$320,324,299
AQN	4,940,378	\$92,747,209
CPG	4,793,946	\$26,653,776
FF	4,437,890	\$1,832,182
TVE	4,397,617	\$11,466,331
CM	4,332,922	\$633,628,352
MEG	4,186,912	\$38,987,880
MFC	4,060,484	\$97,695,680
BTCC.B	4,046,569	\$24,560,770
BB	3,862,812	\$60,564,810
BNS	3,820,911	\$305,184,675
T	3,472,677	\$96,278,868

### Top 20 TSX Symbols by Value

Symbol	TSX Volume	TSX Value
CM	4,332,922	\$633,628,352
CNQ	13,454,647	\$596,836,113
SHOP	290,659	\$539,174,366
TRP	5,004,343	\$320,324,299
BNS	3,820,911	\$305,184,675
TD	2,542,585	\$222,704,724
SU	6,911,494	\$207,758,597
BCE	3,322,999	\$203,359,278
RY	1,557,862	\$196,986,540
SLF	2,753,998	\$172,696,537
QSR	2,096,650	\$172,509,360
CNR	1,123,032	\$146,116,806
BMO	1,095,350	\$139,908,580
ENB	2,376,278	\$117,520,313
NTR	1,561,258	\$115,331,567
NA	1,244,636	\$115,325,682
MFC	4,060,484	\$97,695,680
T	3,472,677	\$96,278,868
LSPD	911,274	\$93,040,751
AQN	4,940,378	\$92,747,209

### ETF Trading

Daily Volume	28,860,625	Average Trade Value	\$7,446
Daily Value	\$532,275,661	Average Trade Size	404
# Trades	71,481	# of ETFs Traded	796

### Top 10 ETFs by TSX Volume

Symbol	Market Volume	Market Value
BTCC.B	4,046,569	\$24,560,770
XEG	1,994,468	\$18,035,395
XIU	1,964,112	\$59,934,459
HND	1,059,234	\$7,225,313
BTCC	919,408	\$6,243,583
ETHX.B	803,543	\$7,196,438
HOD	717,581	\$2,089,959
BTCC.U	694,704	\$4,306,637
HNU	646,174	\$5,412,081
HXT	533,624	\$25,129,547

### Top 10 ETFs by TSX Value

Symbol	Market Volume	Market Value
XIU	1,964,112	\$59,934,459
HXT	533,624	\$25,129,547
BTCC.B	4,046,569	\$24,560,770
XEG	1,994,468	\$18,035,395
ZEB	384,062	\$13,957,616
HQU	265,678	\$12,559,039
XIC	372,969	\$12,003,848
XSP	253,281	\$11,490,807
XFN	221,080	\$10,263,708
ZSP	176,843	\$10,141,488

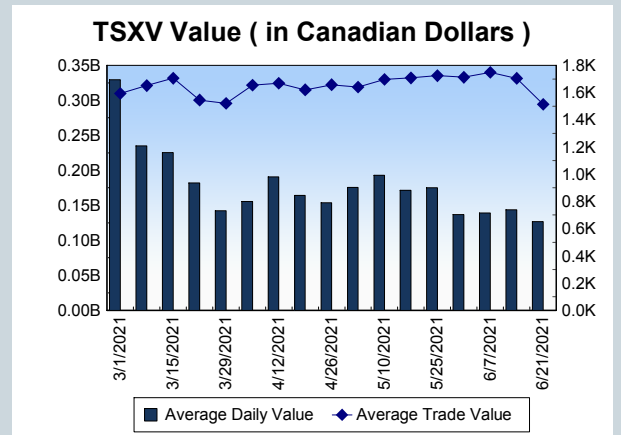
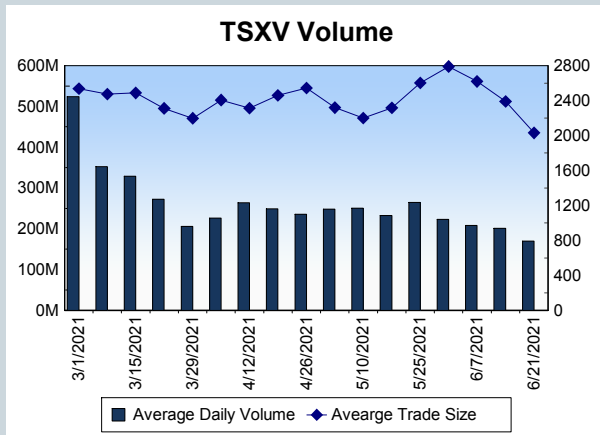
<b>Block Trades</b>	<b>Non Block Trades</b>
736	1,069,717

Top 5 Block Trade Brokers by Volume	
Broker	TSX Block Volume
TD SECURITIES INC.	18,725,400
RBC CAPITAL MARKETS	15,595,000
BMO NESBITT BURNS INC.	14,263,100
NATIONAL BANK FINANCIAL	13,061,000
GOLDMAN SACHS CANADA I	10,379,800

Top 5 Block Trade Symbols by Volume	
Symbol	TSX Block Volume
CNQ	10,161,800
TRP	3,894,800
CM	3,469,800
AQN	2,928,100
T	2,593,000

TSXV	
Daily Volume	170,064,489
Daily Value	\$126,806,380
Daily Trades	83,755
Daily Symbols Traded	1,290

TSXV ANONYMOUS TRADING	
Daily Volume	75,054,829
Daily Value	\$63,965,858
Average Trade Size	2,178
% TSXV Volume	44.13%



Top 20 TSXV Symbols by Volume		
Symbol	TSXV Volume	TSXV Value
NRN	4,611,170	\$188,492
ELY	3,718,317	\$4,401,666
CSTR	2,797,602	\$472,074
PQE	2,768,623	\$455,207
NIP	2,310,150	\$46,203
DSM	2,098,675	\$251,122
GGM	2,029,725	\$330,173
TZR	2,019,800	\$10,163
BITF	1,934,098	\$9,516,065
SIC	1,904,588	\$1,339,069
LAB	1,836,467	\$3,183,575
NHHH	1,724,723	\$302,852
HIVE	1,656,131	\$4,834,275
DM	1,363,965	\$298,428
SOIL	1,265,615	\$208,952
DMGI	1,230,908	\$965,581
BXR	1,166,000	\$17,365
DAC	1,077,800	\$85,309
EMO	1,051,642	\$1,011,133
UPI	1,041,802	\$359,976

Top 20 TSXV Symbols by Value		
Symbol	TSXV Volume	TSXV Value
BITF	1,934,098	\$9,516,065
RECO	708,346	\$8,395,385
HIVE	1,656,131	\$4,834,275
ELY	3,718,317	\$4,401,666
NFG	348,817	\$4,267,444
TOI	48,470	\$4,019,259
LAB	1,836,467	\$3,183,575
FIL	277,455	\$2,675,335
NOU	266,795	\$2,611,099
FOM	696,120	\$1,480,480
FD	97,553	\$1,466,226
PKT	976,500	\$1,430,451
SIC	1,904,588	\$1,339,069
GMTN	502,634	\$1,112,719
HITI	117,919	\$1,077,571
EXRO	260,286	\$1,068,053
SLL	226,178	\$1,042,180
EMO	1,051,642	\$1,011,133
DMGI	1,230,908	\$965,581
SPOT	673,566	\$869,971

Dark TSX/TSXV Trading			
Volume	18,463,610	Daily Trades	69,604
Value	447,425,262	Daily Symbols Traded	1,336