



June 22, 2021

For more information, email trading_sales@tsx.com
 Visit our blog at <http://exchange.tmx.com/>

Indices	June 22 Close	Previous Close	Change	% Change
S&P/TSX Composite Index	20,200.65			%
S&P/TSX 60 Index	1,211.62			%
S&P/TSX Venture Composite	939.19			%
S&P/TSX Completion Index	1,207.25			%
S&P/TSX Smallcap Index	768.67			%

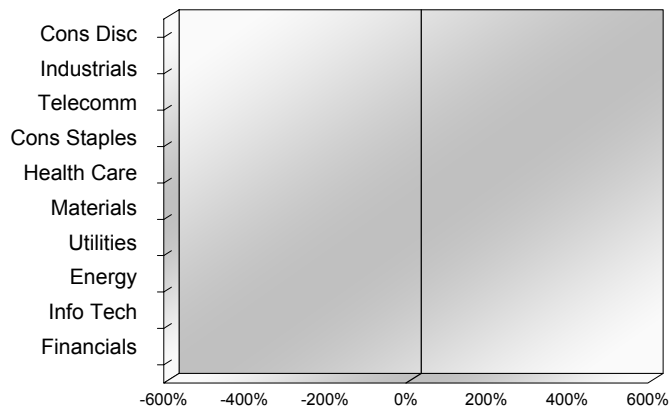
S&P/TSX Composite Index		
Advancers	Decliners	Unchanged
0	0	0

S&P/TSX Composite Index			
Top 10 Index Contributors		Top 10 Index Detractors	
Constituent	Index Contribution	Constituent	Index Contribution

S&P/TSX Composite Index			
Top 10 Advancers		Top 10 Decliners	
Constituent	Return	Constituent	Return
	%		%

S&P/TSX Composite Index				
Sector	# of Index Constituents	Weight	Market Cap (\$B)	Index Contribution
Consumer Discretionary	13	%	\$112.04	
Industrials	30	%	\$329.72	
Communication Services	7	%	\$140.46	
Consumer Staples	13	%	\$101.67	
Health Care	10	%	\$38.93	
Materials	53	%	\$338.70	
Utilities	16	%	\$132.76	
Energy	23	%	\$379.16	
Information Technology	12	%	\$327.59	
Financials	28	%	\$909.15	
S&P/TSX Composite Index	205	%	\$2,810.18	

S&P/TSX Composite Index - Sectors Returns



This report is published by TSX Inc. TSX Inc. does not guarantee either the completeness or the accuracy of this information. The information contained in this report is provided for informational purposes only and you agree not to rely upon the information contained in this report for any trading, business or financial purpose. These sheets are printed in Canada and issued by TSX Inc. under the express condition, to which everyone receiving or making use thereof assents, that no liability shall be incurred by TSX Inc. or its affiliated companies or any other vendor or donor, including, without limitation, for reliance on or for any errors or inaccuracies in this report. Neither TMX Group Limited, TSX Inc., nor any of their affiliated companies, guarantees the completeness of the information contained in this document and are not responsible for any errors or omission in or your use of, or reliance on, the information. This publication is under copyright. © 2015 TSX Inc. All rights reserved. Do not copy, distribute, sell or modify this publication without the prior written consent of TSX Inc. www.tmx.com/trading

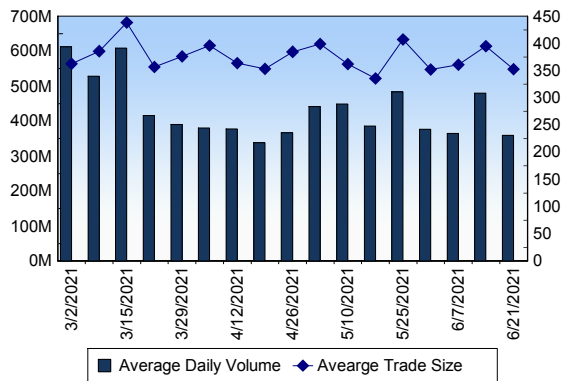
TSX

Daily Volume	351,603,121
Daily Value	\$9,631,560,137
Daily Trades	966,939
Daily Symbols Traded	2,041

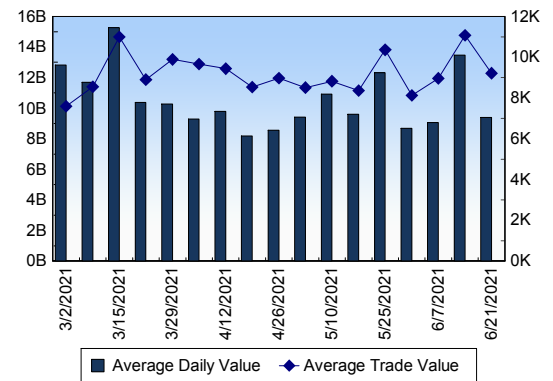
TSX ANONYMOUS TRADING

Daily Volume	143,614,825
Daily Value	\$3,996,478,400
Average Trade Size	306
% TSX Volume	40.85 %

TSX Volume



TSX Value (in Canadian Dollars)



Top 20 TSX Symbols by Volume

Symbol	TSX Volume	TSX Value
CNQ	15,396,076	\$689,862,144
K	7,823,978	\$60,396,526
TRP	7,536,807	\$478,302,780
SU	7,285,461	\$221,095,763
CVE	6,474,645	\$78,664,104
ENB	5,822,757	\$286,694,610
TD	5,517,841	\$480,574,293
AQN	5,370,568	\$101,324,313
BB	5,282,028	\$85,178,140
POW	5,107,590	\$204,075,255
BCE	5,015,747	\$306,847,384
MFC	4,666,281	\$111,609,840
FF	4,298,038	\$1,937,934
BBD.B	4,076,371	\$4,574,412
TVE	3,788,511	\$10,054,798
BTCC.B	3,705,077	\$21,250,730
LUN	3,595,114	\$38,165,037
PPL	3,571,204	\$144,879,062
BTE	3,472,406	\$8,229,820
CPG	3,468,095	\$19,297,471

Top 20 TSX Symbols by Value

Symbol	TSX Volume	TSX Value
CNQ	15,396,076	\$689,862,144
TD	5,517,841	\$480,574,293
TRP	7,536,807	\$478,302,780
SHOP	186,219	\$344,059,255
BCE	5,015,747	\$306,847,384
ENB	5,822,757	\$286,694,610
NA	2,676,488	\$249,984,251
RY	1,927,722	\$242,633,288
CM	1,653,958	\$241,510,478
SU	7,285,461	\$221,095,763
BNS	2,661,176	\$211,906,068
POW	5,107,590	\$204,075,255
NTR	2,056,987	\$155,417,167
PPL	3,571,204	\$144,879,062
ATD.B	3,181,030	\$139,842,375
CNR	965,129	\$125,655,034
BMO	969,765	\$124,022,630
RCI.B	1,780,672	\$114,664,074
MFC	4,666,281	\$111,609,840
CSU	55,416	\$104,115,032

ETF Trading

Daily Volume	28,198,522	Average Trade Value	\$7,129
Daily Value	\$496,845,256	Average Trade Size	405
# Trades	69,698	# of ETFs Traded	755

Top 10 ETFs by TSX Volume

Symbol	Market Volume	Market Value
BTCC.B	3,705,077	\$21,250,730
XIU	2,117,361	\$64,650,585
BTCC	1,471,060	\$9,462,337
XEG	1,230,323	\$11,155,005
ETHX.B	1,218,350	\$10,100,565
BTCC.U	915,032	\$5,393,720
ETHX.U	847,651	\$6,921,227
HND	778,490	\$5,048,760
BTCX.B	703,954	\$4,102,613
BTCQ	585,722	\$3,650,179

Top 10 ETFs by TSX Value

Symbol	Market Volume	Market Value
XIU	2,117,361	\$64,650,585
BTCC.B	3,705,077	\$21,250,730
ZSP	346,420	\$19,959,662
HXT	374,027	\$17,627,920
XSP	355,731	\$16,282,451
ZEB	417,211	\$15,151,384
XEG	1,230,323	\$11,155,005
XIC	332,171	\$10,707,998
ETHX.B	1,218,350	\$10,100,565
BTCC	1,471,060	\$9,462,337

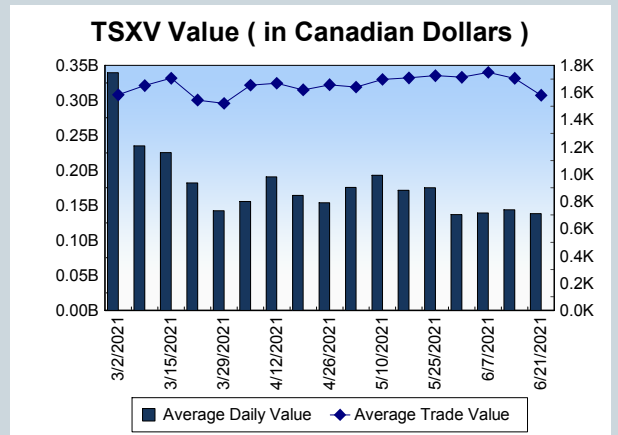
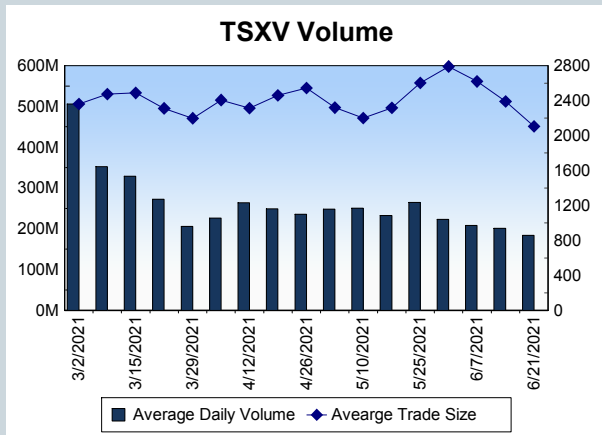
Block Trades	Non Block Trades
978	965,961

Top 5 Block Trade Brokers by Volume	
Broker	TSX Block Volume
GOLDMAN SACHS CANADA I	27,328,100
NATIONAL BANK FINANCIAL	26,689,600
BMO NESBITT BURNS INC.	17,702,400
TD SECURITIES INC.	12,134,700
RBC CAPITAL MARKETS	11,024,500

Top 5 Block Trade Symbols by Volume	
Symbol	TSX Block Volume
CNQ	12,834,500
TRP	5,695,700
AQN	4,168,800
POW	3,941,300
BCE	3,912,800

TSXV	
Daily Volume	197,681,226
Daily Value	\$149,162,110
Daily Trades	90,902
Daily Symbols Traded	1,263

TSXV ANONYMOUS TRADING	
Daily Volume	90,722,449
Daily Value	\$71,919,646
Average Trade Size	2,569
% TSXV Volume	45.89%



Top 20 TSXV Symbols by Volume		
Symbol	TSXV Volume	TSXV Value
HIVE	5,244,225	\$14,288,043
NHHH	4,564,466	\$698,430
CSTR	4,350,326	\$662,416
BXR	3,545,446	\$53,897
EMO	3,448,140	\$3,819,228
NRN	3,018,609	\$111,669
EMM	2,591,627	\$956,548
DSM	2,507,544	\$326,629
LAB	2,432,453	\$4,003,642
DMGI	2,356,968	\$1,691,289
ATW	2,289,927	\$218,421
NGY	2,273,337	\$126,090
BITF	2,206,305	\$10,435,282
NBM	2,093,574	\$715,772
BRAU	1,905,784	\$499,283
ELY	1,795,032	\$2,212,614
UI	1,567,267	\$269,483
AIS	1,490,000	\$123,350
ROE	1,421,286	\$803,319
AZM	1,404,721	\$3,133,496

Top 20 TSXV Symbols by Value		
Symbol	TSXV Volume	TSXV Value
HIVE	5,244,225	\$14,288,043
BITF	2,206,305	\$10,435,282
RECO	787,981	\$9,936,255
LAB	2,432,453	\$4,003,642
EMO	3,448,140	\$3,819,228
SDE	615,271	\$3,354,352
TOI	38,949	\$3,222,159
AZM	1,404,721	\$3,133,496
ELY	1,795,032	\$2,212,614
NFG	162,193	\$1,944,298
QIPT	261,261	\$1,775,942
DMGI	2,356,968	\$1,691,289
SPOT	1,216,754	\$1,688,615
SLL	357,816	\$1,685,341
DOC	951,186	\$1,646,008
GMTN	733,555	\$1,537,658
VZLA	572,146	\$1,427,332
NOU	126,008	\$1,242,499
FIL	120,881	\$1,180,565
HITI	123,499	\$1,172,379

Dark TSX/TSXV Trading			
Volume	16,579,480	Daily Trades	67,218
Value	439,356,910	Daily Symbols Traded	1,373