



June 23, 2021

For more information, email trading_sales@tsx.com
 Visit our blog at <http://exchange.tmx.com/>

Indices	June 23 Close	Previous Close	Change	% Change
S&P/TSX Composite Index	20,164.39			%
S&P/TSX 60 Index	1,208.65			%
S&P/TSX Venture Composite	945.90			%
S&P/TSX Completion Index	1,207.97			%
S&P/TSX Smallcap Index	774.63			%

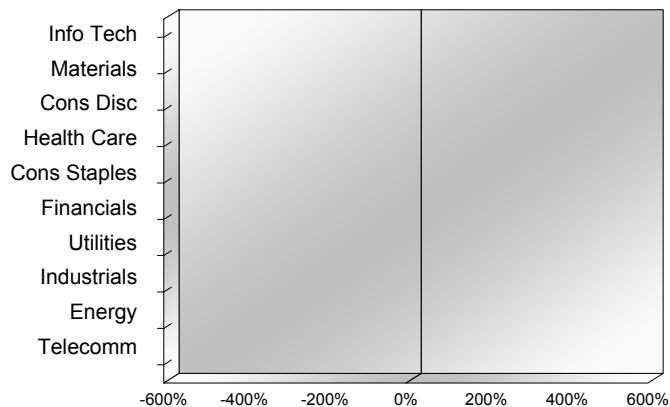
S&P/TSX Composite Index		
Advancers	Decliners	Unchanged
0	0	0

S&P/TSX Composite Index			
Top 10 Index Contributors		Top 10 Index Detractors	
Constituent	Index Contribution	Constituent	Index Contribution

S&P/TSX Composite Index			
Top 10 Advancers		Top 10 Decliners	
Constituent	Return	Constituent	Return
	%		%

S&P/TSX Composite Index				
Sector	# of Index Constituents	Weight	Market Cap (\$B)	Index Contribution
Information Technology	12	%	\$327.46	
Materials	53	%	\$338.34	
Consumer Discretionary	13	%	\$111.79	
Health Care	10	%	\$39.18	
Consumer Staples	13	%	\$100.64	
Financials	28	%	\$908.46	
Utilities	16	%	\$132.03	
Industrials	30	%	\$329.26	
Energy	23	%	\$378.61	
Communication Services	7	%	\$139.67	
S&P/TSX Composite Index	205	%	\$2,805.43	

S&P/TSX Composite Index - Sectors Returns



This report is published by TSX Inc. TSX Inc. does not guarantee either the completeness or the accuracy of this information. The information contained in this report is provided for informational purposes only and you agree not to rely upon the information contained in this report for any trading, business or financial purpose. These sheets are printed in Canada and issued by TSX Inc. under the express condition, to which everyone receiving or making use thereof assents, that no liability shall be incurred by TSX Inc. or its affiliated companies or any other vendor or donor, including, without limitation, for reliance on or for any errors or inaccuracies in this report. Neither TMX Group Limited, TSX Inc., nor any of their affiliated companies, guarantees the completeness of the information contained in this document and are not responsible for any errors or omission in or your use of, or reliance on, the information. This publication is under copyright. © 2015 TSX Inc. All rights reserved. Do not copy, distribute, sell or modify this publication without the prior written consent of TSX Inc. www.tmx.com/trading

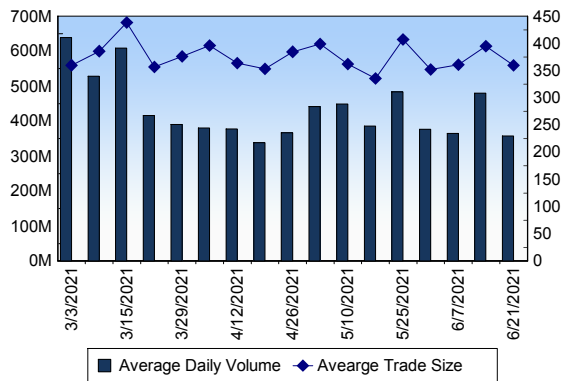
TSX

Daily Volume	354,970,186
Daily Value	\$8,419,574,201
Daily Trades	947,568
Daily Symbols Traded	2,046

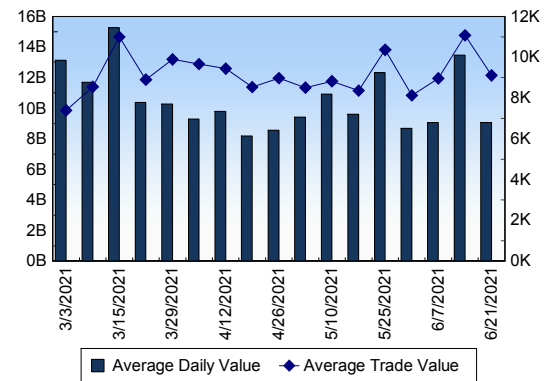
TSX ANONYMOUS TRADING

Daily Volume	137,367,542
Daily Value	\$3,245,524,089
Average Trade Size	308
% TSX Volume	38.70 %

TSX Volume



TSX Value (in Canadian Dollars)



Top 20 TSX Symbols by Volume

Symbol	TSX Volume	TSX Value
HWX	12,233,337	\$52,733,023
SU	8,272,052	\$253,305,956
POW	7,304,523	\$292,703,069
BTE	6,112,025	\$15,016,719
AQN	5,733,349	\$107,179,476
LUN	5,309,665	\$58,198,946
BBD.B	5,303,092	\$6,029,267
CNQ	5,163,169	\$231,254,566
SGY	5,087,061	\$3,719,914
TRP	4,785,355	\$301,778,205
CVE	4,705,549	\$57,212,037
K	4,459,582	\$35,292,029
BB	4,161,467	\$67,282,396
PPL	3,943,704	\$160,451,151
CPG	3,909,884	\$22,531,931
ATH	3,612,492	\$3,590,614
TVE	3,465,764	\$9,377,556
FF	3,462,036	\$1,655,630
TD	3,224,032	\$280,334,335
ENB	3,206,774	\$157,647,374

Top 20 TSX Symbols by Value

Symbol	TSX Volume	TSX Value
TRP	4,785,355	\$301,778,205
POW	7,304,523	\$292,703,069
TD	3,224,032	\$280,334,335
BNS	3,177,803	\$253,915,608
SU	8,272,052	\$253,305,956
CNQ	5,163,169	\$231,254,566
SHOP	121,045	\$224,487,623
RY	1,768,901	\$222,463,989
CNR	1,417,958	\$183,998,729
NA	1,812,412	\$169,122,257
PPL	3,943,704	\$160,451,151
ENB	3,206,774	\$157,647,374
CM	1,028,902	\$150,665,514
BCE	2,142,379	\$130,162,745
BMO	925,748	\$118,465,675
NTR	1,480,843	\$111,841,665
AQN	5,733,349	\$107,179,476
RCI.B	1,656,743	\$106,968,275
ATD.B	2,080,832	\$89,922,396
AC	3,173,725	\$85,879,933

ETF Trading

Daily Volume	21,601,653	Average Trade Value	\$8,383
Daily Value	\$443,535,614	Average Trade Size	408
# Trades	52,909	# of ETFs Traded	768

Top 10 ETFs by TSX Volume

Symbol	Market Volume	Market Value
XIU	2,669,186	\$81,519,761
HND	1,456,869	\$8,906,968
BTCC.B	1,314,840	\$8,110,732
XEG	976,210	\$8,981,082
HNU	636,470	\$5,922,095
BTCC	537,959	\$3,778,306
ZEB	515,420	\$18,733,325
HOD	496,498	\$1,402,211
HUV	493,304	\$6,820,424
ETHX.B	425,248	\$3,827,203

Top 10 ETFs by TSX Value

Symbol	Market Volume	Market Value
XIU	2,669,186	\$81,519,761
HXT	418,616	\$19,734,878
ZEB	515,420	\$18,733,325
ZSP	204,484	\$11,736,834
XSP	248,166	\$11,378,769
XEG	976,210	\$8,981,082
HND	1,456,869	\$8,906,968
HXU	157,495	\$8,817,551
XUT	290,173	\$8,696,873
VFV	87,630	\$8,137,737

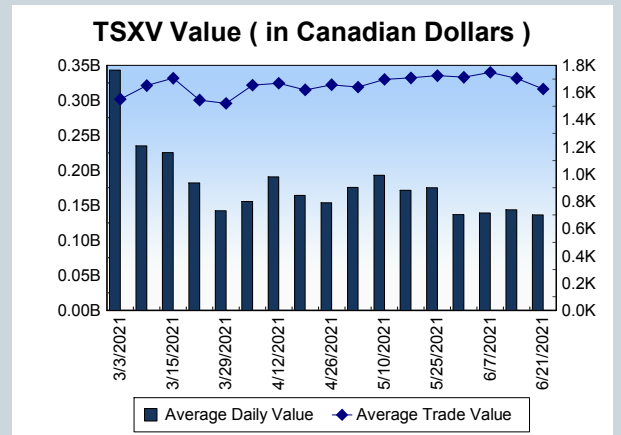
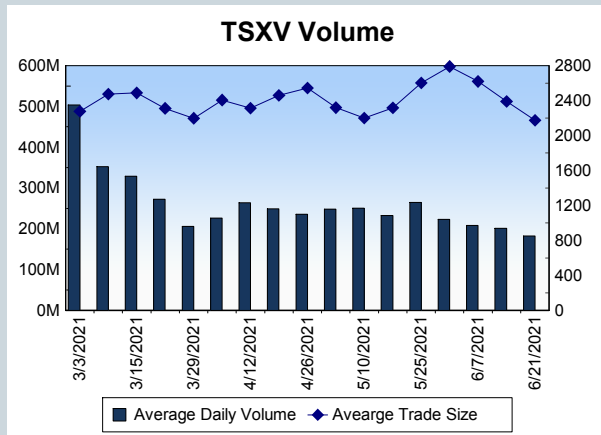
Block Trades	Non Block Trades
1,009	946,559

Top 5 Block Trade Brokers by Volume	
Broker	TSX Block Volume
BMO NESBITT BURNS INC.	23,845,200
MORGAN STANLEY CANADA	15,532,200
NATIONAL BANK FINANCIAL	13,949,600
PETERS & CO. LTD.	12,282,800
GOLDMAN SACHS CANADA I	11,691,800

Top 5 Block Trade Symbols by Volume	
Symbol	TSX Block Volume
HWX	11,418,500
POW	6,256,400
AQN	3,935,100
SU	3,934,600
TRP	3,386,000

TSXV	
Daily Volume	178,998,381
Daily Value	\$133,015,725
Daily Trades	76,895
Daily Symbols Traded	1,258

TSXV ANONYMOUS TRADING	
Daily Volume	87,838,277
Daily Value	\$71,483,988
Average Trade Size	2,748
% TSXV Volume	49.07%



Top 20 TSXV Symbols by Volume		
Symbol	TSXV Volume	TSXV Value
VISN	5,447,669	\$313,970
SOLR	3,404,903	\$910,146
NBM	3,245,450	\$1,258,497
NRN	2,912,700	\$100,452
DSM	2,369,166	\$275,051
EMO	2,236,494	\$2,930,919
MVY	2,212,103	\$540,910
MAE	1,997,630	\$367,616
BRAU	1,950,240	\$654,224
BITF	1,645,347	\$8,823,414
SOIL	1,619,860	\$276,193
HIVE	1,572,817	\$4,564,014
DOC	1,513,953	\$2,766,055
QRO	1,498,000	\$175,248
TM	1,470,986	\$435,533
VIV	1,329,903	\$444,929
SEV	1,323,150	\$33,079
AN	1,279,357	\$130,469
PDM	1,273,356	\$368,279
LAB	1,222,558	\$1,988,993

Top 20 TSXV Symbols by Value		
Symbol	TSXV Volume	TSXV Value
RECO	1,029,035	\$13,598,918
BITF	1,645,347	\$8,823,414
HIVE	1,572,817	\$4,564,014
NFG	328,484	\$4,139,527
TOI	37,292	\$3,063,658
EMO	2,236,494	\$2,930,919
DOC	1,513,953	\$2,766,055
LAB	1,222,558	\$1,988,993
GMTN	835,285	\$1,807,304
SLL	346,168	\$1,685,163
GRA	418,136	\$1,479,835
STE	490,556	\$1,472,094
PKT	941,281	\$1,383,860
QUIS	774,060	\$1,274,213
NBM	3,245,450	\$1,258,497
HITI	122,338	\$1,222,264
GAME	87,070	\$1,218,408
SGMA	185,673	\$1,116,704
OYL	592,483	\$1,036,214
DGHI	703,607	\$984,025

Dark TSX/TSXV Trading			
Volume	16,196,480	Daily Trades	64,583
Value	425,965,538	Daily Symbols Traded	1,332