



June 25, 2021

For more information, email trading_sales@tsx.com
 Visit our blog at <http://exchange.tmx.com/>

Indices	June 25 Close	Previous Close	Change	% Change
S&P/TSX Composite Index	20,230.26			%
S&P/TSX 60 Index	1,213.50			%
S&P/TSX Venture Composite	948.51			%
S&P/TSX Completion Index	1,208.64			%
S&P/TSX Smallcap Index	777.66			%

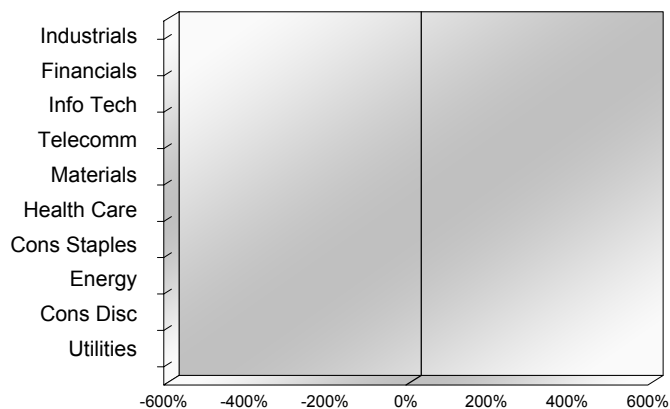
S&P/TSX Composite Index		
Advancers	Decliners	Unchanged
0	0	0

S&P/TSX Composite Index			
Top 10 Index Contributors		Top 10 Index Detractors	
Constituent	Index Contribution	Constituent	Index Contribution

S&P/TSX Composite Index			
Top 10 Advancers		Top 10 Decliners	
Constituent	Return	Constituent	Return
	%		%

S&P/TSX Composite Index				
Sector	# of Index Constituents	Weight	Market Cap (\$B)	Index Contribution
Industrials	30	%	\$331.15	
Financials	28	%	\$917.55	
Information Technology	12	%	\$323.58	
Communication Services	7	%	\$139.62	
Materials	53	%	\$337.43	
Health Care	10	%	\$40.30	
Consumer Staples	13	%	\$101.07	
Energy	23	%	\$380.45	
Consumer Discretionary	13	%	\$112.61	
Utilities	16	%	\$131.76	
S&P/TSX Composite Index	205	%	\$2,815.52	

S&P/TSX Composite Index - Sectors Returns



This report is published by TSX Inc. TSX Inc. does not guarantee either the completeness or the accuracy of this information. The information contained in this report is provided for informational purposes only and you agree not to rely upon the information contained in this report for any trading, business or financial purpose. These sheets are printed in Canada and issued by TSX Inc. under the express condition, to which everyone receiving or making use thereof assents, that no liability shall be incurred by TSX Inc. or its affiliated companies or any other vendor or donor, including, without limitation, for reliance on or for any errors or inaccuracies in this report. Neither TMX Group Limited, TSX Inc., nor any of their affiliated companies, guarantees the completeness of the information contained in this document and are not responsible for any errors or omission in or your use of, or reliance on, the information. This publication is under copyright. © 2015 TSX Inc. All rights reserved. Do not copy, distribute, sell or modify this publication without the prior written consent of TSX Inc. www.tmx.com/trading

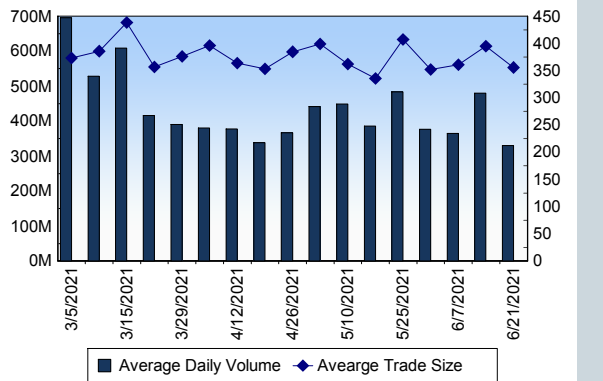
TSX

Daily Volume	303,032,275
Daily Value	\$8,259,217,246
Daily Trades	822,963
Daily Symbols Traded	2,026

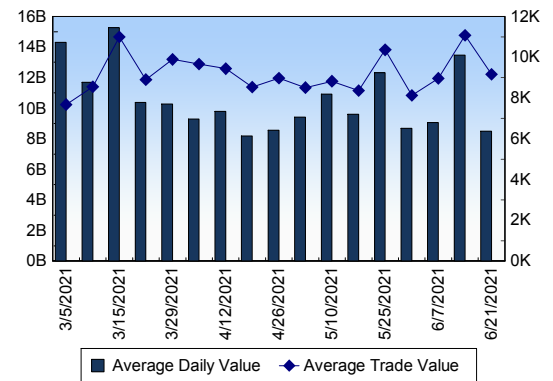
TSX ANONYMOUS TRADING

Daily Volume	132,043,069
Daily Value	\$3,912,636,218
Average Trade Size	338
% TSX Volume	43.57 %

TSX Volume



TSX Value (in Canadian Dollars)



Top 20 TSX Symbols by Volume

Symbol	TSX Volume	TSX Value
TRP	18,909,718	\$1,191,487,127
BBD.B	10,540,655	\$13,217,308
BB	6,150,684	\$91,044,430
SU	5,850,651	\$177,649,938
CNQ	4,843,433	\$219,111,255
BIR	4,740,301	\$22,135,457
CM	4,643,983	\$669,135,882
BCE	4,463,814	\$270,842,336
ARX	4,315,081	\$44,624,072
BTO	4,306,753	\$22,454,166
MFC	3,796,724	\$93,010,597
AC	3,567,624	\$92,788,107
WCP	3,455,667	\$21,773,895
LUN	3,339,986	\$37,716,686
BTCC.B	3,217,061	\$19,218,773
BNS	3,145,290	\$254,168,729
BTE	2,961,772	\$7,157,644
TD	2,942,661	\$257,904,366
K	2,728,159	\$21,470,883
CVE	2,583,622	\$31,052,042

Top 20 TSX Symbols by Value

Symbol	TSX Volume	TSX Value
TRP	18,909,718	\$1,191,487,127
CM	4,643,983	\$669,135,882
BCE	4,463,814	\$270,842,336
TD	2,942,661	\$257,904,366
BNS	3,145,290	\$254,168,729
SHOP	134,358	\$240,898,958
RY	1,789,548	\$225,801,298
CNQ	4,843,433	\$219,111,255
NA	2,146,840	\$200,702,331
SU	5,850,651	\$177,649,938
BMO	1,200,001	\$154,163,185
CNR	963,357	\$126,233,417
ENB	1,993,815	\$98,514,590
MFC	3,796,724	\$93,010,597
AC	3,567,624	\$92,788,107
BB	6,150,684	\$91,044,430
IMO	1,890,796	\$75,192,732
NTR	994,827	\$74,820,130
BAM.A	1,034,593	\$66,093,105
ABX	2,504,246	\$64,503,106

ETF Trading

Daily Volume	22,315,885	Average Trade Value	\$7,021
Daily Value	\$379,672,489	Average Trade Size	413
# Trades	54,078	# of ETFs Traded	765

Top 10 ETFs by TSX Volume

Symbol	Market Volume	Market Value
BTCC.B	3,217,061	\$19,218,773
XEG	1,976,982	\$18,034,728
HND	1,870,046	\$10,548,277
XIU	1,025,102	\$31,307,450
ETHX.B	864,702	\$7,231,950
HNU	775,309	\$7,818,666
BTCC	627,439	\$4,222,381
ZEB	534,382	\$19,533,698
BTCC.U	492,467	\$3,017,607
HOD	371,909	\$1,047,436

Top 10 ETFs by TSX Value

Symbol	Market Volume	Market Value
XIU	1,025,102	\$31,307,450
ZEB	534,382	\$19,533,698
BTCC.B	3,217,061	\$19,218,773
XEG	1,976,982	\$18,034,728
XSP	357,423	\$16,424,629
HND	1,870,046	\$10,548,277
XIC	252,812	\$8,105,691
HQU	161,508	\$7,933,517
HNU	775,309	\$7,818,666
ETHX.B	864,702	\$7,231,950

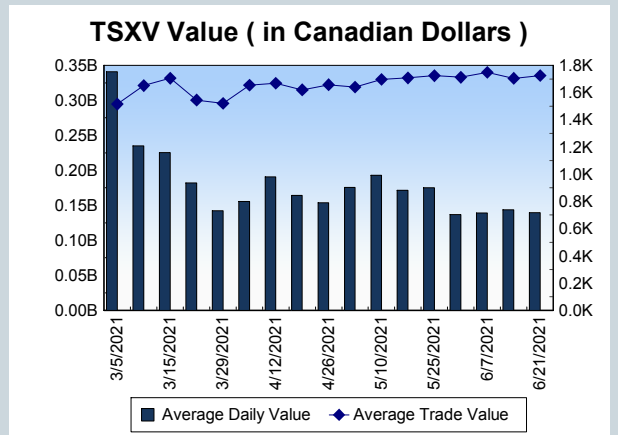
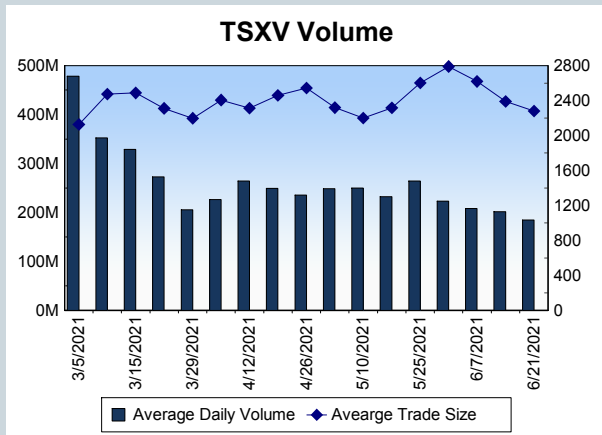
Block Trades	Non Block Trades
747	822,216

Top 5 Block Trade Brokers by Volume	
Broker	TSX Block Volume
BMO NESBITT BURNS INC.	23,409,500
RBC CAPITAL MARKETS	14,591,100
GOLDMAN SACHS CANADA I	10,184,900
TD SECURITIES INC.	8,968,100
SCOTIA CAPITAL INC.	7,630,200

Top 5 Block Trade Symbols by Volume	
Symbol	TSX Block Volume
TRP	17,915,400
BCE	3,649,900
SU	3,343,800
CM	3,342,700
CNQ	2,383,800

TSXV	
Daily Volume	194,688,709
Daily Value	\$139,127,064
Daily Trades	77,364
Daily Symbols Traded	1,263

TSXV ANONYMOUS TRADING	
Daily Volume	86,264,476
Daily Value	\$70,451,750
Average Trade Size	2,703
% TSXV Volume	44.31%



Top 20 TSXV Symbols by Volume		
Symbol	TSXV Volume	TSXV Value
DSM	24,082,832	\$1,036,301
JOR	6,325,486	\$310,920
NBM	4,890,658	\$3,270,197
EMO	4,396,135	\$5,419,229
CMC	4,248,334	\$4,194,055
MARV	3,785,627	\$612,066
ROE	3,050,092	\$1,576,896
QNC	2,656,329	\$765,689
CVX	2,409,209	\$1,243,483
WGO	2,150,628	\$1,302,305
ELY	2,067,955	\$2,821,334
RECO	2,024,047	\$23,894,779
CSTR	1,679,038	\$249,305
NHHH	1,669,223	\$313,663
HIVE	1,534,826	\$4,295,986
LOVE	1,470,395	\$243,048
THRM	1,453,586	\$492,083
SUGR	1,407,672	\$63,341
SPDR	1,324,846	\$81,768
SOIL	1,288,200	\$199,415

Top 20 TSXV Symbols by Value		
Symbol	TSXV Volume	TSXV Value
RECO	2,024,047	\$23,894,779
BITF	1,216,856	\$6,200,465
EMO	4,396,135	\$5,419,229
GAME	286,577	\$4,473,061
HIVE	1,534,826	\$4,295,986
CMC	4,248,334	\$4,194,055
NBM	4,890,658	\$3,270,197
ELY	2,067,955	\$2,821,334
HITI	239,439	\$2,457,128
OYL	998,301	\$2,396,773
LAB	1,130,822	\$1,699,448
ROE	3,050,092	\$1,576,896
SLL	297,120	\$1,468,427
WGO	2,150,628	\$1,302,305
CVX	2,409,209	\$1,243,483
TOI	14,598	\$1,230,410
MTA	109,707	\$1,212,284
GRA	265,705	\$1,171,804
NFG	87,733	\$1,064,991
DSM	24,082,832	\$1,036,301

Dark TSX/TSXV Trading			
Volume	13,959,320	Daily Trades	53,743
Value	345,280,218	Daily Symbols Traded	1,285