



June 30, 2021

For more information, email trading_sales@tsx.com
 Visit our blog at <http://exchange.tmx.com/>

Indices	June 30 Close	Previous Close	Change	% Change
S&P/TSX Composite Index	20,165.58			%
S&P/TSX 60 Index	1,209.15			%
S&P/TSX Venture Composite	960.69			%
S&P/TSX Completion Index	1,206.52			%
S&P/TSX Smallcap Index	777.61			%

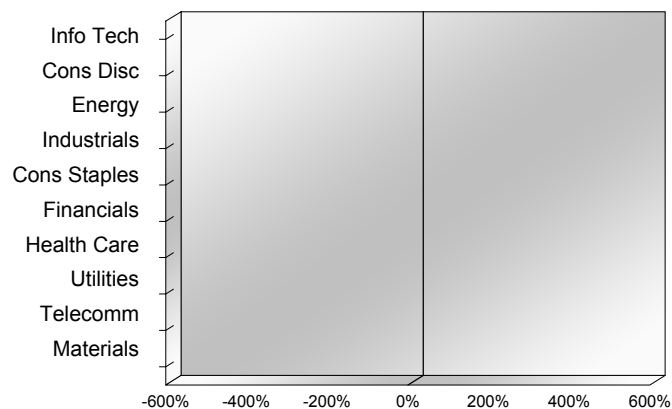
S&P/TSX Composite Index		
Advancers	Decliners	Unchanged
0	0	0

S&P/TSX Composite Index			
Top 10 Index Contributors		Top 10 Index Detractors	
Constituent	Index Contribution	Constituent	Index Contribution

S&P/TSX Composite Index			
Top 10 Advancers		Top 10 Decliners	
Constituent	Return	Constituent	Return
	%		%

S&P/TSX Composite Index				
Sector	# of Index Constituents	Weight	Market Cap (\$B)	Index Contribution
Information Technology	12	%	\$324.06	
Consumer Discretionary	13	%	\$112.34	
Energy	23	%	\$376.26	
Industrials	30	%	\$331.47	
Consumer Staples	13	%	\$102.97	
Financials	28	%	\$908.65	
Health Care	10	%	\$39.92	
Utilities	16	%	\$131.81	
Communication Services	7	%	\$141.35	
Materials	53	%	\$337.10	
S&P/TSX Composite Index	205	%	\$2,805.93	

S&P/TSX Composite Index - Sectors Returns



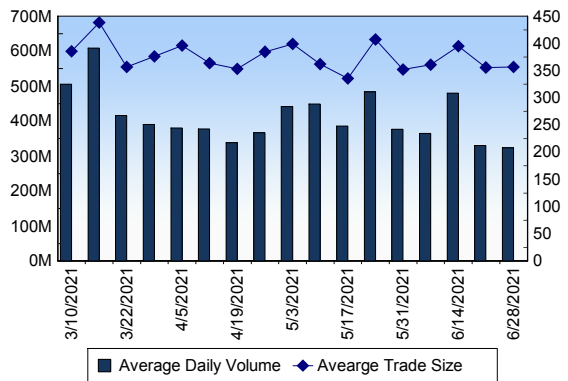
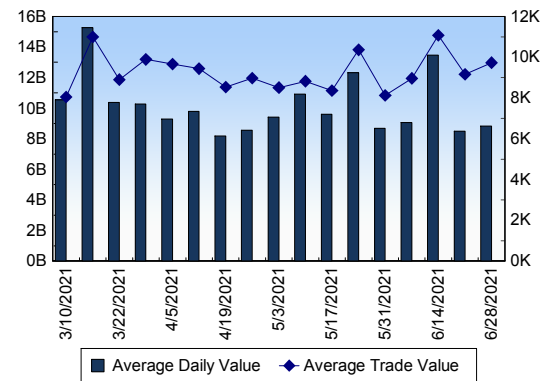
This report is published by TSX Inc. TSX Inc. does not guarantee either the completeness or the accuracy of this information. The information contained in this report is provided for informational purposes only and you agree not to rely upon the information contained in this report for any trading, business or financial purpose. These sheets are printed in Canada and issued by TSX Inc. under the express condition, to which everyone receiving or making use thereof assents, that no liability shall be incurred by TSX Inc. or its affiliated companies or any other vendor or donor, including, without limitation, for reliance on or for any errors or inaccuracies in this report. Neither TMX Group Limited, TSX Inc., nor any of their affiliated companies, guarantees the completeness of the information contained in this document and are not responsible for any errors or omission in or your use of, or reliance on, the information. This publication is under copyright. © 2015 TSX Inc. All rights reserved. Do not copy, distribute, sell or modify this publication without the prior written consent of TSX Inc. www.tmx.com/trading

TSX

Daily Volume	341,645,486
Daily Value	\$9,421,468,598
Daily Trades	931,469
Daily Symbols Traded	2,036

TSX ANONYMOUS TRADING

Daily Volume	155,826,833
Daily Value	\$4,626,848,109
Average Trade Size	335
% TSX Volume	45.61 %

TSX Volume**TSX Value (in Canadian Dollars)****Top 20 TSX Symbols by Volume**

Symbol	TSX Volume	TSX Value
ROXG	9,456,670	\$17,964,925
TD	6,830,447	\$593,261,170
TRP	6,302,109	\$386,381,538
BBD.B	5,948,718	\$7,008,039
ENB	5,759,792	\$285,745,617
POW	5,516,113	\$215,571,926
BNS	5,315,386	\$428,019,018
HUT	4,423,005	\$23,327,730
SU	4,380,156	\$129,817,242
AQN	4,244,805	\$78,296,388
K	3,869,636	\$30,430,888
BTO	3,658,223	\$19,041,218
CM	3,634,187	\$512,629,451
BB	3,627,382	\$55,012,048
CVE	3,515,915	\$41,714,314
NCU	3,461,117	\$728,483
BCE	3,270,905	\$199,844,474
FCU	3,169,730	\$1,891,689
ABX	3,018,358	\$77,318,033
BIR	2,995,372	\$15,196,079

Top 20 TSX Symbols by Value

Symbol	TSX Volume	TSX Value
TD	6,830,447	\$593,261,170
CM	3,634,187	\$512,629,451
BNS	5,315,386	\$428,019,018
TRP	6,302,109	\$386,381,538
RY	2,493,124	\$312,930,618
ENB	5,759,792	\$285,745,617
SHOP	135,750	\$246,813,348
POW	5,516,113	\$215,571,926
CNR	1,583,679	\$207,201,595
NA	2,191,979	\$203,855,400
BCE	3,270,905	\$199,844,474
BAM.A	2,652,663	\$168,378,535
NTR	2,024,330	\$151,635,694
BMO	1,064,888	\$135,170,743
SU	4,380,156	\$129,817,242
ATD.B	2,851,568	\$129,626,619
CNQ	2,818,681	\$127,095,288
CP	1,233,291	\$117,541,081
PPL	2,829,770	\$111,599,897
FNV	531,541	\$95,563,064

ETF Trading

Daily Volume	19,749,275	Average Trade Value	\$8,821
Daily Value	\$409,445,647	Average Trade Size	425
# Trades	46,419	# of ETFs Traded	771

Top 10 ETFs by TSX Volume

Symbol	Market Volume	Market Value
XIU	2,698,660	\$82,405,912
HND	1,614,214	\$8,249,471
HNU	1,313,253	\$14,485,888
XEG	1,146,511	\$10,362,981
BTCC.B	754,941	\$4,822,063
ETHX.B	619,226	\$6,172,433
DLR	526,342	\$6,573,086
HOD	363,259	\$1,025,632
HXT	309,340	\$14,575,340
ZEB	270,264	\$9,744,121

Top 10 ETFs by TSX Value

Symbol	Market Volume	Market Value
XIU	2,698,660	\$82,405,912
HXT	309,340	\$14,575,340
HNU	1,313,253	\$14,485,888
XEG	1,146,511	\$10,362,981
VFV	105,154	\$9,925,388
ZEB	270,264	\$9,744,121
HQU	171,262	\$8,650,445
HND	1,614,214	\$8,249,471
XIC	248,744	\$7,966,801
DLR	526,342	\$6,573,086

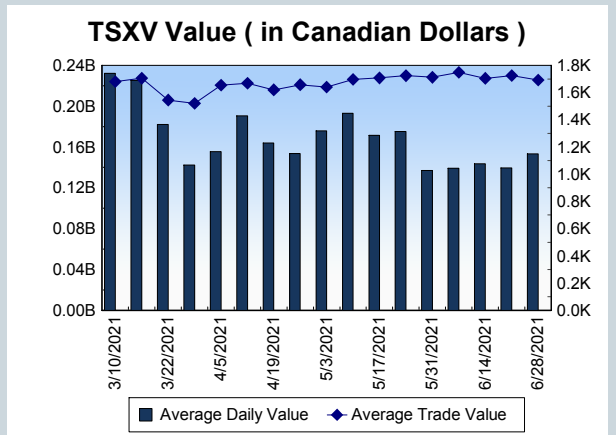
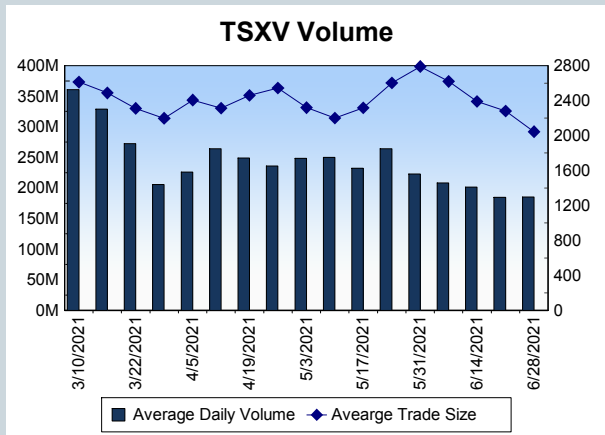
Block Trades	Non Block Trades
1,333	930,136

Top 5 Block Trade Brokers by Volume	
Broker	TSX Block Volume
GOLDMAN SACHS CANADA I	26,140,900
NATIONAL BANK FINANCIAL	18,949,400
RBC CAPITAL MARKETS	13,330,100
SCOTIA CAPITAL INC.	9,444,700
TD SECURITIES INC.	7,752,700

Top 5 Block Trade Symbols by Volume	
Symbol	TSX Block Volume
TRP	5,115,000
TD	4,634,200
POW	4,253,700
BNS	3,432,200
ENB	3,245,800

TSXV	
Daily Volume	199,034,208
Daily Value	\$166,181,559
Daily Trades	101,346
Daily Symbols Traded	1,255

TSXV ANONYMOUS TRADING	
Daily Volume	87,698,605
Daily Value	\$82,393,766
Average Trade Size	2,112
% TSXV Volume	44.06%



Top 20 TSXV Symbols by Volume		
Symbol	TSXV Volume	TSXV Value
MTLO	7,141,339	\$1,019,359
HIVE	6,918,138	\$24,947,239
WATR	5,643,971	\$395,213
CMC	3,308,798	\$3,504,690
VISN	2,812,717	\$141,808
AAZ	2,689,577	\$161,843
DSM	2,211,281	\$99,043
PTK	2,207,190	\$3,153,039
SYH	2,128,185	\$741,119
CSTR	2,037,174	\$315,350
NBM	1,997,818	\$1,695,202
DHR	1,949,800	\$182,868
OGO	1,919,072	\$884,357
DOC	1,895,596	\$4,226,806
AVX	1,871,745	\$161,171
DM	1,771,003	\$383,780
BITF	1,628,250	\$8,003,677
BRAU	1,532,034	\$582,513
GXU	1,516,888	\$428,091
SAO	1,443,000	\$115,440

Top 20 TSXV Symbols by Value		
Symbol	TSXV Volume	TSXV Value
HIVE	6,918,138	\$24,947,239
RECO	760,740	\$8,883,870
BITF	1,628,250	\$8,003,677
TOI	73,121	\$6,599,877
NFG	381,097	\$4,596,053
DOC	1,895,596	\$4,226,806
CMC	3,308,798	\$3,504,690
PTK	2,207,190	\$3,153,039
MTA	275,906	\$2,967,193
URC	669,479	\$2,326,084
SLL	462,339	\$2,293,502
VMC	277,127	\$2,238,771
PRYM	530,817	\$2,230,961
GPV	78,298	\$1,929,861
OYL	973,854	\$1,846,943
FIL	173,211	\$1,719,673
NBM	1,997,818	\$1,695,202
LAB	995,324	\$1,461,547
SDE	220,839	\$1,317,570
HITI	129,608	\$1,286,888

Dark TSX/TSXV Trading			
Volume	15,798,030	Daily Trades	66,947
Value	404,532,723	Daily Symbols Traded	1,322