



July 6, 2021

For more information, email [trading\\_sales@tsx.com](mailto:trading_sales@tsx.com)  
 Visit our blog at <http://exchange.tmx.com/>

Indices	July 6 Close	Previous Close	Change	% Change
S&P/TSX Composite Index	20,300.03			%
S&P/TSX 60 Index	1,217.80			%
S&P/TSX Venture Composite	953.52			%
S&P/TSX Completion Index	1,212.41			%
S&P/TSX Smallcap Index	772.18			%

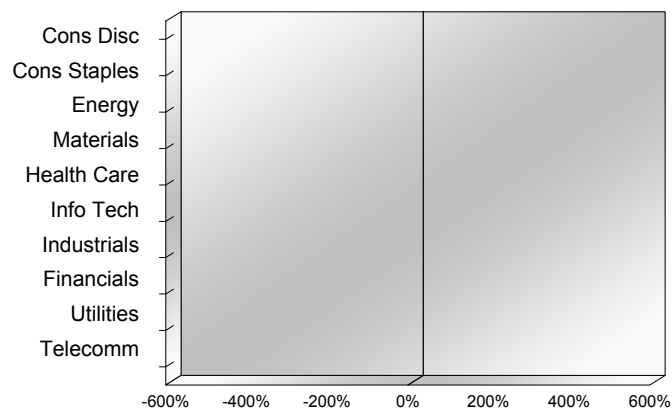
S&P/TSX Composite Index		
Advancers	Decliners	Unchanged
0	0	0

S&P/TSX Composite Index			
Top 10 Index Contributors		Top 10 Index Detractors	
Constituent	Index Contribution	Constituent	Index Contribution

S&P/TSX Composite Index			
Top 10 Advancers		Top 10 Decliners	
Constituent	Return	Constituent	Return
	%		%

S&P/TSX Composite Index				
Sector	# of Index Constituents	Weight	Market Cap (\$B)	Index Contribution
Consumer Discretionary	13	%	\$111.50	
Consumer Staples	13	%	\$102.54	
Energy	23	%	\$376.63	
Materials	53	%	\$340.19	
Health Care	10	%	\$38.66	
Information Technology	12	%	\$337.21	
Industrials	30	%	\$332.24	
Financials	28	%	\$909.60	
Utilities	16	%	\$133.16	
Communication Services	7	%	\$141.69	
<b>S&amp;P/TSX Composite Index</b>	<b>205</b>	<b>%</b>	<b>\$2,823.42</b>	

S&P/TSX Composite Index - Sectors Returns



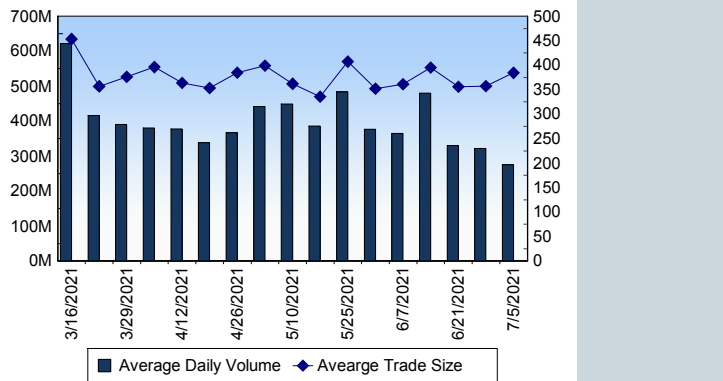
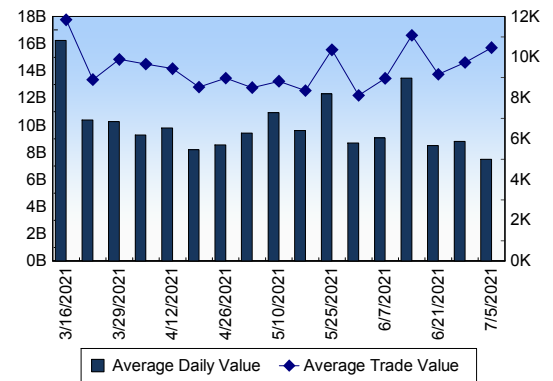
This report is published by TSX Inc. TSX Inc. does not guarantee either the completeness or the accuracy of this information. The information contained in this report is provided for informational purposes only and you agree not to rely upon the information contained in this report for any trading, business or financial purpose. These sheets are printed in Canada and issued by TSX Inc. under the express condition, to which everyone receiving or making use thereof assents, that no liability shall be incurred by TSX Inc. or its affiliated companies or any other vendor or donor, including, without limitation, for reliance on or for any errors or inaccuracies in this report. Neither TMX Group Limited, TSX Inc., nor any of their affiliated companies, guarantees the completeness of the information contained in this document and are not responsible for any errors or omission in or your use of, or reliance on, the information. This publication is under copyright. © 2015 TSX Inc. All rights reserved. Do not copy, distribute, sell or modify this publication without the prior written consent of TSX Inc. [www.tmx.com/trading](http://www.tmx.com/trading)

**TSX**

Daily Volume	381,575,682
Daily Value	\$11,401,228,965
Daily Trades	1,023,210
Daily Symbols Traded	2,077

**TSX ANONYMOUS TRADING**

Daily Volume	156,892,534
Daily Value	\$4,828,909,413
Average Trade Size	322
% TSX Volume	41.12 %

**TSX Volume****TSX Value ( in Canadian Dollars )****Top 20 TSX Symbols by Volume**

Symbol	TSX Volume	TSX Value
TD	25,478,290	\$2,223,627,038
BBD.B	16,732,854	\$23,117,053
SU	9,417,117	\$277,341,585
BNS	9,329,969	\$742,637,244
CPG	9,150,104	\$48,436,369
CNQ	8,362,674	\$374,021,246
CVE	7,054,459	\$82,647,389
BTE	5,312,703	\$13,023,546
TRP	5,302,405	\$327,890,352
BCE	4,944,391	\$304,154,723
ABX	4,921,924	\$129,984,942
ENB	4,620,973	\$231,214,891
MFC	4,260,197	\$103,578,243
XEG	3,920,284	\$35,198,176
TVE	3,813,688	\$10,073,915
BTO	3,802,665	\$20,066,388
K	3,693,403	\$29,940,577
YRI	3,475,380	\$18,557,572
AC	3,112,726	\$83,059,799
WCP	2,895,746	\$18,463,421

**Top 20 TSX Symbols by Value**

Symbol	TSX Volume	TSX Value
TD	25,478,290	\$2,223,627,038
BNS	9,329,969	\$742,637,244
SHOP	200,784	\$379,499,929
CNQ	8,362,674	\$374,021,246
RY	2,682,118	\$337,797,352
TRP	5,302,405	\$327,890,352
BCE	4,944,391	\$304,154,723
SU	9,417,117	\$277,341,585
ENB	4,620,973	\$231,214,891
CM	1,508,457	\$213,490,153
CNR	1,496,348	\$193,948,313
BMO	1,164,526	\$147,501,552
CP	1,454,316	\$138,100,979
WFG	1,509,211	\$130,969,702
ABX	4,921,924	\$129,984,942
NTR	1,709,846	\$125,901,551
NA	1,330,898	\$124,282,072
BAM.A	1,878,908	\$119,282,657
MFC	4,260,197	\$103,578,243
ATD.B	2,247,435	\$101,945,372

**ETF Trading**

Daily Volume	25,976,940	Average Trade Value	\$8,012
Daily Value	\$522,401,068	Average Trade Size	398
# Trades	65,200	# of ETFs Traded	829

**Top 10 ETFs by TSX Volume**

Symbol	Market Volume	Market Value
XEG	3,920,284	\$35,198,176
XIU	1,677,665	\$51,476,329
HND	1,443,860	\$7,491,021
HNU	1,110,330	\$12,073,074
XGD	1,020,824	\$19,252,720
ZEB	598,197	\$21,607,679
BTCC.U	468,537	\$3,014,364
HOD	459,912	\$5,166,720
DLR	449,118	\$5,635,661
ETHX.B	445,326	\$4,716,879

**Top 10 ETFs by TSX Value**

Symbol	Market Volume	Market Value
XIU	1,677,665	\$51,476,329
XEG	3,920,284	\$35,198,176
ZSP	436,058	\$25,815,331
ZEB	598,197	\$21,607,679
XGD	1,020,824	\$19,252,720
VFV	158,019	\$15,133,277
HNU	1,110,330	\$12,073,074
VUN	134,760	\$10,228,271
HXT	197,441	\$9,350,456
XIC	253,670	\$8,166,170

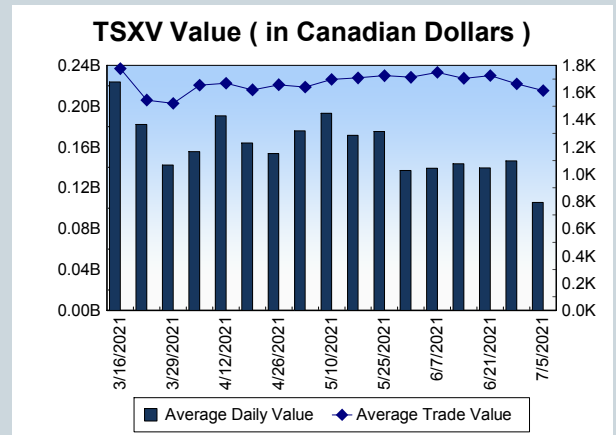
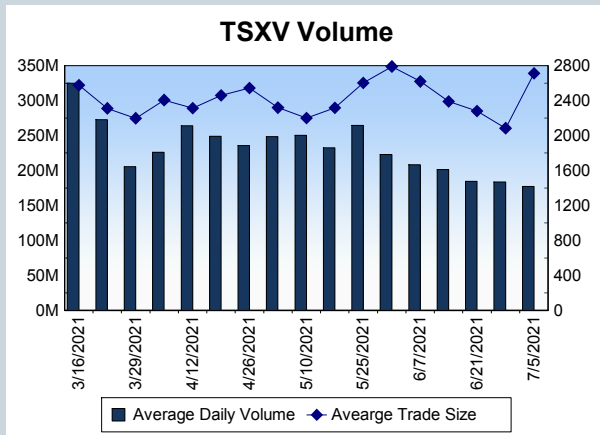
<b>Block Trades</b> 1,122	<b>Non Block Trades</b> 1,022,088
------------------------------	--------------------------------------

Top 5 Block Trade Brokers by Volume	
Broker	TSX Block Volume
NATIONAL BANK FINANCIAL	30,167,100
GOLDMAN SACHS CANADA I	28,554,100
SCOTIA CAPITAL INC.	12,229,050
RBC CAPITAL MARKETS	11,128,100
BMO NESBITT BURNS INC.	10,732,250

Top 5 Block Trade Symbols by Volume	
Symbol	TSX Block Volume
TD	22,704,800
BNS	6,839,400
CNQ	4,414,400
TRP	3,983,700
BCE	3,555,900

TSXV	
Daily Volume	192,836,245
Daily Value	\$122,132,805
Daily Trades	79,523
Daily Symbols Traded	1,281

TSXV ANONYMOUS TRADING	
Daily Volume	86,403,947
Daily Value	\$57,954,141
Average Trade Size	2,790
% TSXV Volume	44.81%



Top 20 TSXV Symbols by Volume		
Symbol	TSXV Volume	TSXV Value
SNS	7,929,407	\$597,704
CMC	6,209,999	\$8,192,286
SRI	6,051,771	\$791,566
AAZ	5,067,227	\$307,492
NBM	4,395,932	\$4,291,156
CLAS	3,744,574	\$93,614
KHRN	3,014,953	\$1,191,835
DSM	2,890,053	\$141,058
NHP	2,836,100	\$85,083
DOC	2,351,731	\$5,211,206
ELXR	1,959,666	\$29,062
EMO	1,876,587	\$3,354,626
ADD	1,784,619	\$286,302
OOR	1,780,000	\$62,325
SEV	1,691,147	\$42,852
SOIL	1,678,215	\$230,670
HIVE	1,639,189	\$6,054,289
NRG	1,618,137	\$322,245
GGO	1,607,563	\$147,737
SUGR	1,511,718	\$62,072

Top 20 TSXV Symbols by Value		
Symbol	TSXV Volume	TSXV Value
CMC	6,209,999	\$8,192,286
BITF	1,313,855	\$6,640,440
HIVE	1,639,189	\$6,054,289
DOC	2,351,731	\$5,211,206
NBM	4,395,932	\$4,291,156
RECO	291,955	\$3,516,144
EMO	1,876,587	\$3,354,626
FD	189,845	\$2,418,876
TOI	25,161	\$2,263,610
VMC	223,801	\$2,172,386
PTK	1,370,940	\$1,659,220
PRYM	368,768	\$1,579,076
LI	788,000	\$1,545,964
SLL	284,178	\$1,397,685
ELO	326,290	\$1,322,556
ORE	879,868	\$1,290,868
NFG	104,077	\$1,251,893
NUMI	1,413,445	\$1,225,849
PBX	1,302,602	\$1,199,056
KHRN	3,014,953	\$1,191,835

Dark TSX/TSXV Trading			
Volume	16,579,670	Daily Trades	63,645
Value	420,244,775	Daily Symbols Traded	1,363