



July 9, 2021

For more information, email trading_sales@tsx.com
 Visit our blog at <http://exchange.tmx.com/>

Indices	July 9 Close	Previous Close	Change	% Change
S&P/TSX Composite Index	20,257.95			%
S&P/TSX 60 Index	1,214.79			%
S&P/TSX Venture Composite	938.47			%
S&P/TSX Completion Index	1,211.65			%
S&P/TSX Smallcap Index	768.03			%

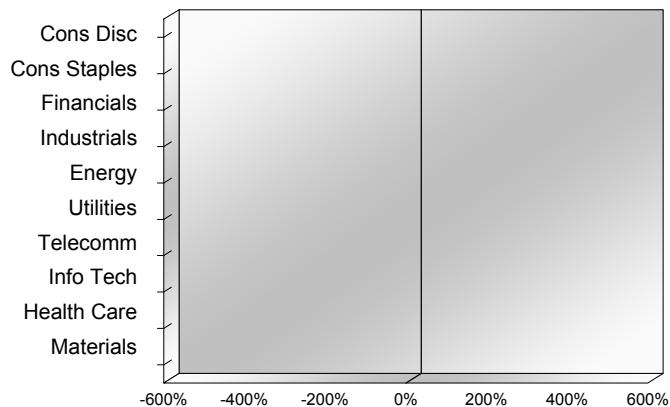
S&P/TSX Composite Index		
Advancers	Decliners	Unchanged
0	0	0

S&P/TSX Composite Index			
Top 10 Index Contributors		Top 10 Index Detractors	
Constituent	Index Contribution	Constituent	Index Contribution

S&P/TSX Composite Index			
Top 10 Advancers		Top 10 Decliners	
Constituent	Return	Constituent	Return
	%		%

S&P/TSX Composite Index				
Sector	# of Index Constituents	Weight	Market Cap (\$B)	Index Contribution
Consumer Discretionary	13	%	\$111.31	
Consumer Staples	13	%	\$104.40	
Financials	28	%	\$903.77	
Industrials	30	%	\$334.29	
Energy	23	%	\$374.32	
Utilities	16	%	\$133.39	
Communication Services	7	%	\$142.67	
Information Technology	12	%	\$331.85	
Health Care	10	%	\$37.97	
Materials	53	%	\$342.47	
S&P/TSX Composite Index	205	%	\$2,816.43	

S&P/TSX Composite Index - Sectors Returns



This report is published by TSX Inc. TSX Inc. does not guarantee either the completeness or the accuracy of this information. The information contained in this report is provided for informational purposes only and you agree not to rely upon the information contained in this report for any trading, business or financial purpose. These sheets are printed in Canada and issued by TSX Inc. under the express condition, to which everyone receiving or making use thereof assents, that no liability shall be incurred by TSX Inc. or its affiliated companies or any other vendor or donor, including, without limitation, for reliance on or for any errors or inaccuracies in this report. Neither TMX Group Limited, TSX Inc., nor any of their affiliated companies, guarantees the completeness of the information contained in this document and are not responsible for any errors or omission in or your use of, or reliance on, the information. This publication is under copyright. © 2015 TSX Inc. All rights reserved. Do not copy, distribute, sell or modify this publication without the prior written consent of TSX Inc. www.tmx.com/trading

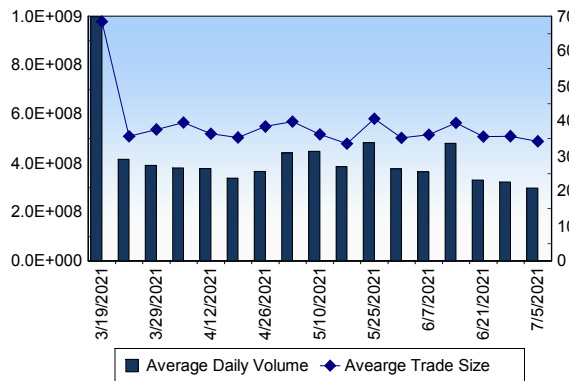
TSX

Daily Volume	257,685,595
Daily Value	\$7,592,013,932
Daily Trades	844,744
Daily Symbols Traded	1,993

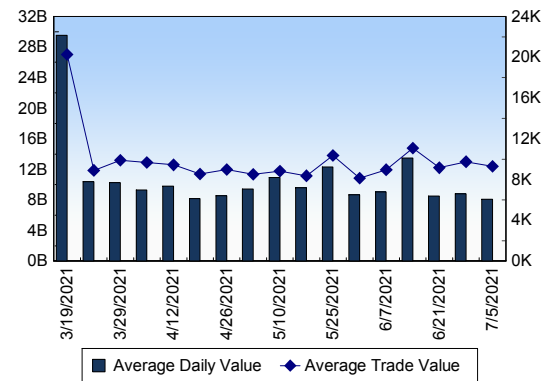
TSX ANONYMOUS TRADING

Daily Volume	109,324,790
Daily Value	\$3,376,831,186
Average Trade Size	263
% TSX Volume	42.43 %

TSX Volume



TSX Value (in Canadian Dollars)



Top 20 TSX Symbols by Volume

Symbol	TSX Volume	TSX Value
TD	7,138,172	\$603,562,152
BNS	5,343,607	\$420,011,139
NCU	5,092,938	\$1,053,309
BBD.B	4,618,990	\$6,389,349
RY	4,405,821	\$556,708,747
TRP	4,237,152	\$264,956,954
SU	3,972,288	\$115,282,914
ENB	3,746,202	\$187,515,524
XIU	3,392,252	\$103,940,097
BTE	3,348,413	\$8,093,335
MFC	3,345,860	\$80,333,117
CVE	3,204,255	\$36,472,582
K	3,123,328	\$24,632,032
CPG	3,121,734	\$15,588,906
BTO	2,875,131	\$14,604,893
BMO	2,860,150	\$360,429,903
AQN	2,665,657	\$49,989,876
ARX	2,391,048	\$24,267,173
TECK.B	2,314,952	\$67,394,287
PPL	2,269,999	\$90,369,355

Top 20 TSX Symbols by Value

Symbol	TSX Volume	TSX Value
TD	7,138,172	\$603,562,152
RY	4,405,821	\$556,708,747
BNS	5,343,607	\$420,011,139
BMO	2,860,150	\$360,429,903
TRP	4,237,152	\$264,956,954
SHOP	102,607	\$189,650,289
ENB	3,746,202	\$187,515,524
CM	1,089,969	\$154,538,643
NA	1,613,309	\$150,666,141
BCE	2,155,844	\$133,611,439
CNR	992,560	\$132,549,951
SU	3,972,288	\$115,282,914
XIU	3,392,252	\$103,940,097
CP	1,112,624	\$103,347,362
CNQ	2,141,374	\$94,998,806
PPL	2,269,999	\$90,369,355
MFC	3,345,860	\$80,333,117
TECK.B	2,314,952	\$67,394,287
ATD.B	1,432,250	\$66,166,902
POW	1,687,925	\$65,788,982

ETF Trading

Daily Volume	19,154,475	Average Trade Value	\$9,934
Daily Value	\$445,491,780	Average Trade Size	427
# Trades	44,844	# of ETFs Traded	762

Top 10 ETFs by TSX Volume

Symbol	Market Volume	Market Value
XIU	3,392,252	\$103,940,097
HND	1,325,318	\$6,668,169
XEG	946,661	\$8,331,388
ZEB	814,424	\$29,270,007
XFN	748,382	\$34,744,994
HNU	467,697	\$5,231,127
XGD	446,330	\$8,371,603
HSD	386,038	\$3,000,694
BTCC.B	335,658	\$2,087,599
ETHX.B	311,196	\$3,080,922

Top 10 ETFs by TSX Value

Symbol	Market Volume	Market Value
XIU	3,392,252	\$103,940,097
XFN	748,382	\$34,744,994
ZEB	814,424	\$29,270,007
HXT	210,394	\$9,949,788
XIC	303,899	\$9,769,860
VFV	91,185	\$8,797,730
XGD	446,330	\$8,371,603
XEG	946,661	\$8,331,388
XSP	154,620	\$7,243,936
HND	1,325,318	\$6,668,169

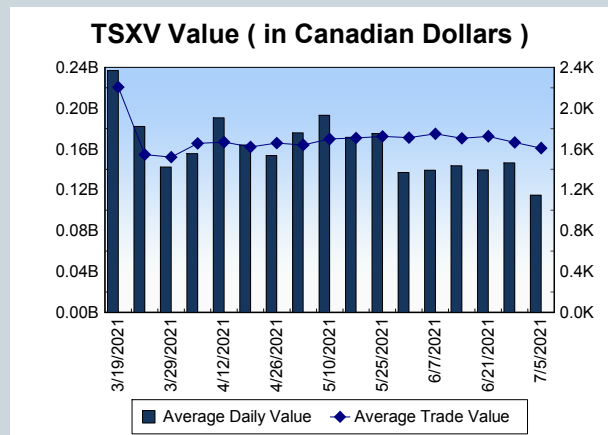
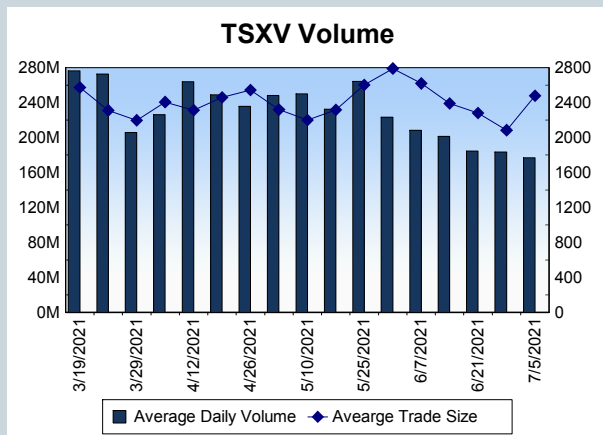
Block Trades	Non Block Trades
697	844,047

Top 5 Block Trade Brokers by Volume	
Broker	TSX Block Volume
BMO NESBITT BURNS INC.	8,014,300
NATIONAL BANK FINANCIAL	7,493,800
SCOTIA CAPITAL INC.	6,282,500
RBC CAPITAL MARKETS	5,535,900
TD SECURITIES INC.	3,558,800

Top 5 Block Trade Symbols by Volume	
Symbol	TSX Block Volume
BNS	3,193,700
TRP	2,837,300
TD	2,836,900
RY	2,229,300
ENB	1,608,500

TSXV	
Daily Volume	144,477,347
Daily Value	\$107,709,326
Daily Trades	69,440
Daily Symbols Traded	1,227

TSXV ANONYMOUS TRADING	
Daily Volume	71,546,613
Daily Value	\$54,816,337
Average Trade Size	2,440
% TSXV Volume	49.52%



Top 20 TSXV Symbols by Volume		
Symbol	TSXV Volume	TSXV Value
CMC	5,508,586	\$6,900,398
NUMI	5,106,459	\$5,064,821
NBM	3,819,178	\$4,087,373
FLT	3,611,607	\$4,752,481
EMO	2,120,077	\$3,217,644
GFG	1,768,000	\$217,520
SRI	1,522,615	\$147,883
SOU	1,470,000	\$136,425
DM	1,437,756	\$274,114
ROX	1,339,561	\$627,001
SSE	1,272,942	\$70,766
GGO	1,201,500	\$105,910
AAZ	1,167,450	\$65,320
VPT	1,099,814	\$353,524
HIVE	1,065,112	\$3,377,632
NICL	1,038,023	\$93,436
CSTR	1,014,390	\$144,937
KHRN	989,323	\$344,885
KO	922,749	\$117,385
BRAU	880,420	\$254,678

Top 20 TSXV Symbols by Value		
Symbol	TSXV Volume	TSXV Value
CMC	5,508,586	\$6,900,398
NUMI	5,106,459	\$5,064,821
FLT	3,611,607	\$4,752,481
RECO	370,681	\$4,255,430
NBM	3,819,178	\$4,087,373
SLL	569,408	\$3,411,576
HIVE	1,065,112	\$3,377,632
EMO	2,120,077	\$3,217,644
SVI	412,666	\$2,045,688
FOM	867,798	\$2,037,549
TOI	21,355	\$1,908,665
DOC	806,835	\$1,766,293
BITF	317,644	\$1,552,881
NFG	132,411	\$1,484,001
PRYM	271,344	\$1,163,318
GRAT	687,889	\$1,064,063
FD	94,108	\$1,027,415
STC	318,046	\$983,727
DSV	450,401	\$887,120
GDNP	765,732	\$840,960

Dark TSX/TSXV Trading			
Volume	12,495,050	Daily Trades	53,061
Value	365,320,750	Daily Symbols Traded	1,292