



July 14, 2021

For more information, email trading_sales@tsx.com
 Visit our blog at <http://exchange.tmx.com/>

Indices	July 14 Close	Previous Close	Change	% Change
S&P/TSX Composite Index	20,147.24			%
S&P/TSX 60 Index	1,209.62			%
S&P/TSX Venture Composite	937.82			%
S&P/TSX Completion Index	1,199.70			%
S&P/TSX Smallcap Index	755.69			%

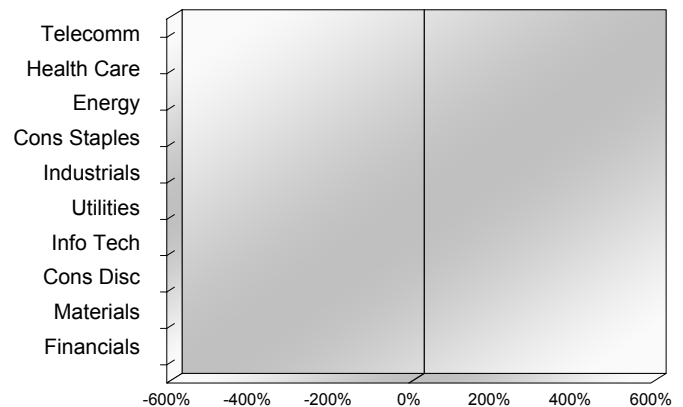
S&P/TSX Composite Index		
Advancers	Decliners	Unchanged
0	0	0

S&P/TSX Composite Index			
Top 10 Index Contributors		Top 10 Index Detractors	
Constituent	Index Contribution	Constituent	Index Contribution

S&P/TSX Composite Index			
Top 10 Advancers		Top 10 Decliners	
Constituent	Return	Constituent	Return
	%		%

S&P/TSX Composite Index				
Sector	# of Index Constituents	Weight	Market Cap (\$B)	Index Contribution
Communication Services	7	%	\$143.22	
Health Care	10	%	\$36.36	
Energy	23	%	\$366.17	
Consumer Staples	13	%	\$104.23	
Industrials	30	%	\$329.57	
Utilities	16	%	\$133.03	
Information Technology	12	%	\$326.11	
Consumer Discretionary	13	%	\$109.73	
Materials	53	%	\$344.36	
Financials	28	%	\$907.89	
S&P/TSX Composite Index	205	%	\$2,800.67	

S&P/TSX Composite Index - Sectors Returns



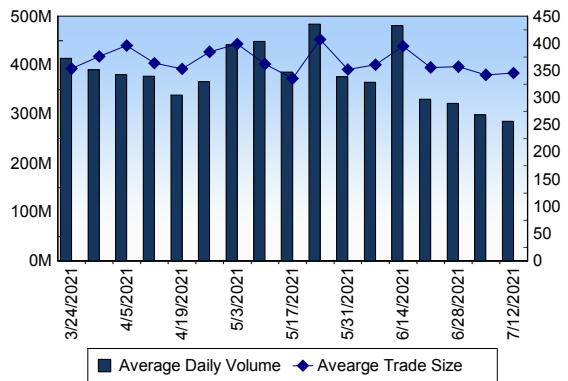
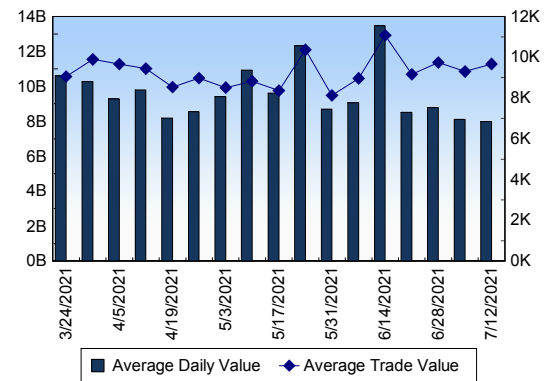
This report is published by TSX Inc. TSX Inc. does not guarantee either the completeness or the accuracy of this information. The information contained in this report is provided for informational purposes only and you agree not to rely upon the information contained in this report for any trading, business or financial purpose. These sheets are printed in Canada and issued by TSX Inc. under the express condition, to which everyone receiving or making use thereof assents, that no liability shall be incurred by TSX Inc. or its affiliated companies or any other vendor or donor, including, without limitation, for reliance on or for any errors or inaccuracies in this report. Neither TMX Group Limited, TSX Inc., nor any of their affiliated companies, guarantees the completeness of the information contained in this document and are not responsible for any errors or omission in or your use of, or reliance on, the information. This publication is under copyright. © 2015 TSX Inc. All rights reserved. Do not copy, distribute, sell or modify this publication without the prior written consent of TSX Inc. www.tmx.com/trading

TSX

Daily Volume	299,316,183
Daily Value	\$7,747,618,265
Daily Trades	881,315
Daily Symbols Traded	2,066

TSX ANONYMOUS TRADING

Daily Volume	129,752,586
Daily Value	\$3,436,864,198
Average Trade Size	314
% TSX Volume	43.35 %

TSX Volume**TSX Value (in Canadian Dollars)****Top 20 TSX Symbols by Volume**

Symbol	TSX Volume	TSX Value
BBD.B	8,604,872	\$12,811,064
ENB	7,036,662	\$348,545,273
OGC	5,835,604	\$14,227,761
CVE	5,721,605	\$62,891,939
SU	5,436,007	\$151,952,842
POW	5,197,127	\$203,361,550
CNQ	5,065,037	\$220,393,781
RY	4,975,491	\$640,150,664
TD	4,895,262	\$414,835,567
MFC	4,777,454	\$114,846,983
CPG	4,705,500	\$22,263,171
PPL	3,962,028	\$156,380,532
XIU	3,937,567	\$120,935,901
BTE	3,659,470	\$8,457,504
TVE	3,413,525	\$8,593,048
OGI	2,786,705	\$9,577,253
FM	2,778,239	\$75,905,481
K	2,772,678	\$22,234,589
ABX	2,716,863	\$72,500,595
BCE	2,690,124	\$167,803,614

Top 20 TSX Symbols by Value

Symbol	TSX Volume	TSX Value
RY	4,975,491	\$640,150,664
TD	4,895,262	\$414,835,567
ENB	7,036,662	\$348,545,273
SHOP	157,870	\$294,745,919
CNQ	5,065,037	\$220,393,781
BMO	1,617,502	\$204,574,129
POW	5,197,127	\$203,361,550
BCE	2,690,124	\$167,803,614
TRP	2,672,365	\$164,707,536
PPL	3,962,028	\$156,380,532
SU	5,436,007	\$151,952,842
BNS	1,864,976	\$147,446,289
XIU	3,937,567	\$120,935,901
NTR	1,568,706	\$120,784,038
CM	828,342	\$118,674,667
MFC	4,777,454	\$114,846,983
CNR	760,860	\$100,072,569
CP	1,059,377	\$95,718,553
TFII	732,600	\$89,402,434
FM	2,778,239	\$75,905,481

ETF Trading

Daily Volume	20,963,914	Average Trade Value	\$9,252
Daily Value	\$458,227,175	Average Trade Size	423
# Trades	49,528	# of ETFs Traded	782

Top 10 ETFs by TSX Volume

Symbol	Market Volume	Market Value
XIU	3,937,567	\$120,935,901
XEG	1,518,340	\$13,085,563
HND	1,082,311	\$5,487,185
HNU	868,058	\$9,574,556
HOD	465,433	\$5,178,830
HUV	436,097	\$5,824,220
HOU	420,276	\$5,185,356
DLR	385,341	\$4,849,415
ETHX.U	350,516	\$3,232,166
ZEB	310,520	\$11,256,060

Top 10 ETFs by TSX Value

Symbol	Market Volume	Market Value
XIU	3,937,567	\$120,935,901
VFV	181,183	\$17,604,405
HXT	289,205	\$13,728,572
XEG	1,518,340	\$13,085,563
XSP	249,562	\$11,749,315
ZEB	310,520	\$11,256,060
HNU	868,058	\$9,574,556
XIC	239,748	\$7,711,922
XFN	129,037	\$6,013,069
HUV	436,097	\$5,824,220

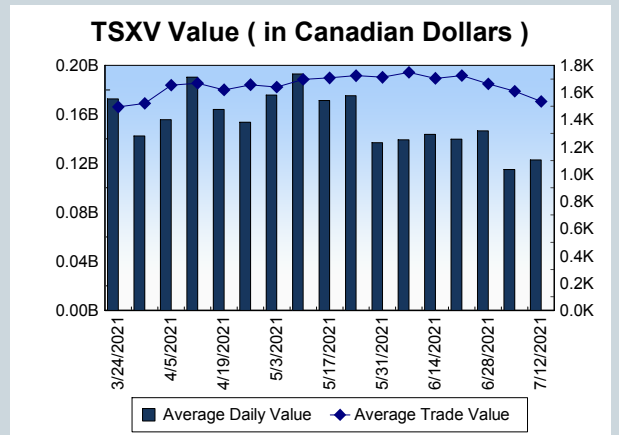
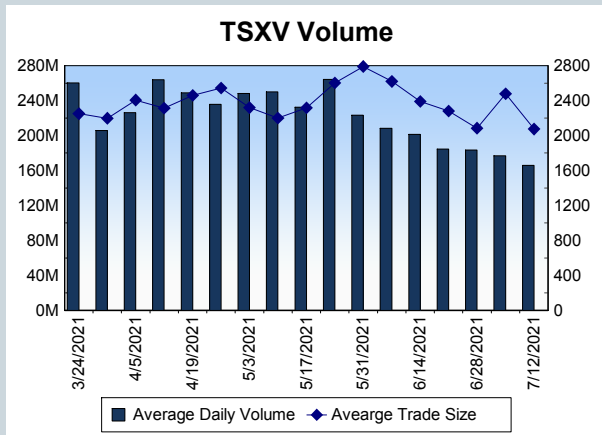
Block Trades	Non Block Trades
766	880,549

Top 5 Block Trade Brokers by Volume	
Broker	TSX Block Volume
NATIONAL BANK FINANCIAL	14,085,000
GOLDMAN SACHS CANADA I	11,900,200
TD SECURITIES INC.	10,526,900
RBC CAPITAL MARKETS	8,416,600
BMO NESBITT BURNS INC.	6,214,300

Top 5 Block Trade Symbols by Volume	
Symbol	TSX Block Volume
POW	4,337,600
ENB	4,109,300
RY	3,151,800
TD	2,669,000
PPL	2,637,800

TSXV	
Daily Volume	165,495,376
Daily Value	\$115,723,974
Daily Trades	75,081
Daily Symbols Traded	1,263

TSXV ANONYMOUS TRADING	
Daily Volume	74,656,337
Daily Value	\$60,187,959
Average Trade Size	2,345
% TSXV Volume	45.11%



Top 20 TSXV Symbols by Volume		
Symbol	TSXV Volume	TSXV Value
SRI	10,218,607	\$1,315,604
CMC	9,090,988	\$13,947,057
TRU	2,416,611	\$634,453
NUG	1,973,649	\$222,844
DBG	1,712,670	\$1,528,576
SOIL	1,693,500	\$213,514
LITT	1,587,071	\$47,969
CSTR	1,500,520	\$178,463
ROOF	1,411,564	\$519,722
OAM	1,398,868	\$2,752,146
SNS	1,354,100	\$74,261
HIVE	1,314,619	\$3,875,297
PUL	1,220,700	\$59,310
KHRN	1,198,022	\$381,411
BAY	1,194,800	\$51,397
EMO	1,180,302	\$1,980,127
NGE	1,102,784	\$206,082
AN	1,000,607	\$165,215
NUMI	991,815	\$1,062,914
HPQ	961,427	\$685,363

Top 20 TSXV Symbols by Value		
Symbol	TSXV Volume	TSXV Value
CMC	9,090,988	\$13,947,057
HIVE	1,314,619	\$3,875,297
RECO	349,662	\$3,835,567
SLI	537,983	\$3,751,808
BITF	782,482	\$3,441,471
TOI	33,036	\$3,007,161
OAM	1,398,868	\$2,752,146
FD	162,400	\$2,266,531
EMO	1,180,302	\$1,980,127
NLC	511,683	\$1,610,189
DBG	1,712,670	\$1,528,576
PRYM	375,300	\$1,517,766
HITI	172,472	\$1,496,508
NFG	133,129	\$1,451,778
ESK	523,015	\$1,426,217
SRI	10,218,607	\$1,315,604
AVN	462,381	\$1,240,936
DOC	555,218	\$1,157,548
VERY	339,542	\$1,119,146
NUMI	991,815	\$1,062,914

Dark TSX/TSXV Trading			
Volume	14,588,450	Daily Trades	56,416
Value	362,555,666	Daily Symbols Traded	1,414