



July 26, 2021

For more information, email trading_sales@tsx.com
 Visit our blog at <http://exchange.tmx.com/>

Indices	July 26 Close	Previous Close	Change	% Change
S&P/TSX Composite Index	20,164.96			%
S&P/TSX 60 Index	1,211.01			%
S&P/TSX Venture Composite	906.25			%
S&P/TSX Completion Index	1,199.55			%
S&P/TSX Smallcap Index	747.30			%

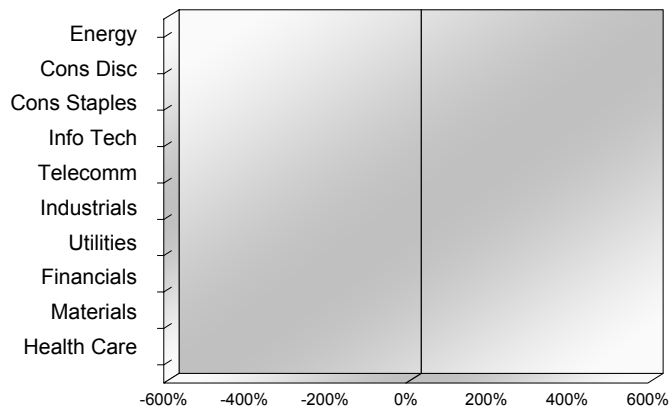
S&P/TSX Composite Index		
Advancers	Decliners	Unchanged
0	0	0

S&P/TSX Composite Index			
Top 10 Index Contributors		Top 10 Index Detractors	
Constituent	Index Contribution	Constituent	Index Contribution

S&P/TSX Composite Index			
Top 10 Advancers		Top 10 Decliners	
Constituent	Return	Constituent	Return
	%		%

S&P/TSX Composite Index				
Sector	# of Index Constituents	Weight	Market Cap (\$B)	Index Contribution
Energy	23	%	\$360.31	
Consumer Discretionary	13	%	\$109.49	
Consumer Staples	13	%	\$108.25	
Information Technology	12	%	\$345.29	
Communication Services	7	%	\$141.27	
Industrials	30	%	\$334.89	
Utilities	16	%	\$133.66	
Financials	28	%	\$898.91	
Materials	53	%	\$336.38	
Health Care	10	%	\$34.87	
S&P/TSX Composite Index	205	%	\$2,803.34	

S&P/TSX Composite Index - Sectors Returns



This report is published by TSX Inc. TSX Inc. does not guarantee either the completeness or the accuracy of this information. The information contained in this report is provided for informational purposes only and you agree not to rely upon the information contained in this report for any trading, business or financial purpose. These sheets are printed in Canada and issued by TSX Inc. under the express condition, to which everyone receiving or making use thereof assents, that no liability shall be incurred by TSX Inc. or its affiliated companies or any other vendor or donor, including, without limitation, for reliance on or for any errors or inaccuracies in this report. Neither TMX Group Limited, TSX Inc., nor any of their affiliated companies, guarantees the completeness of the information contained in this document and are not responsible for any errors or omission in or your use of, or reliance on, the information. This publication is under copyright. © 2015 TSX Inc. All rights reserved. Do not copy, distribute, sell or modify this publication without the prior written consent of TSX Inc. www.tmx.com/trading

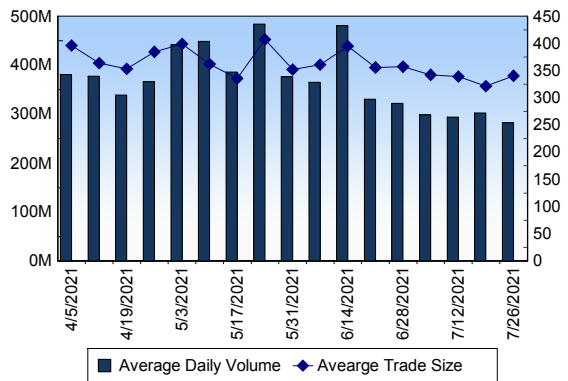
TSX

Daily Volume	282,141,532
Daily Value	\$8,393,259,729
Daily Trades	828,550
Daily Symbols Traded	2,071

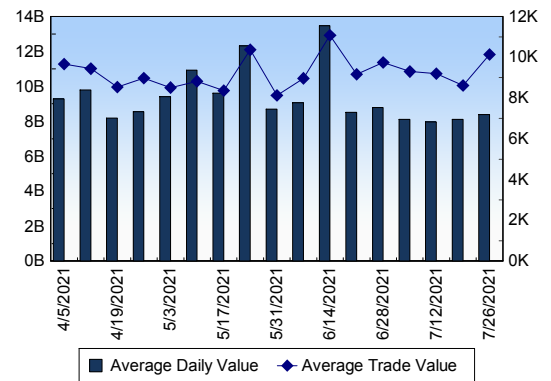
TSX ANONYMOUS TRADING

Daily Volume	127,584,373
Daily Value	\$3,956,243,509
Average Trade Size	318
% TSX Volume	45.22 %

TSX Volume



TSX Value (in Canadian Dollars)



Top 20 TSX Symbols by Volume

Symbol	TSX Volume	TSX Value
BPY.UN	15,607,586	\$363,736,209
CAE	11,149,228	\$427,261,094
ENB	7,465,779	\$364,289,113
BMO	5,936,113	\$741,765,840
RY	5,516,343	\$692,415,010
TD	4,323,548	\$356,891,265
BBD.B	3,896,636	\$5,669,716
HRT	3,803,195	\$270,785
SU	3,782,842	\$101,122,556
BAM.A	3,750,843	\$238,877,197
CNQ	3,607,856	\$149,605,097
PPL	3,525,072	\$144,123,379
MFC	3,267,654	\$78,470,809
MIN	3,020,924	\$1,649,811
BTCC.B	2,864,289	\$20,793,090
BB	2,836,802	\$36,118,632
CPG	2,812,733	\$12,321,660
IPL	2,735,184	\$54,673,484
CVE	2,621,756	\$26,928,214
TRP	2,618,289	\$160,399,761

Top 20 TSX Symbols by Value

Symbol	TSX Volume	TSX Value
BMO	5,936,113	\$741,765,840
RY	5,516,343	\$692,415,010
SHOP	220,587	\$444,025,287
CAE	11,149,228	\$427,261,094
ENB	7,465,779	\$364,289,113
BPY.UN	15,607,586	\$363,736,209
TD	4,323,548	\$356,891,265
BAM.A	3,750,843	\$238,877,197
BNS	2,068,678	\$161,220,871
TRP	2,618,289	\$160,399,761
CNQ	3,607,856	\$149,605,097
PPL	3,525,072	\$144,123,379
SU	3,782,842	\$101,122,556
CM	702,517	\$101,036,871
FNV	520,544	\$98,535,908
CNR	679,996	\$89,515,437
CP	976,908	\$89,253,828
MG	860,511	\$87,725,317
ATD.B	1,591,840	\$79,060,586
MFC	3,267,654	\$78,470,809

ETF Trading

Daily Volume	24,612,612	Average Trade Value	\$7,301
Daily Value	\$430,342,260	Average Trade Size	418
# Trades	58,946	# of ETFs Traded	802

Top 10 ETFs by TSX Volume

Symbol	Market Volume	Market Value
BTCC.B	2,864,289	\$20,793,090
XIU	1,893,452	\$58,031,304
HND	1,688,038	\$6,865,362
XEG	1,561,043	\$12,861,432
HNU	1,373,715	\$18,513,188
BTCC	793,147	\$6,402,034
BTCC.U	773,335	\$5,722,696
DLR	718,668	\$9,077,637
ETHX.B	683,906	\$7,453,111
ZEB	485,935	\$17,403,632

Top 10 ETFs by TSX Value

Symbol	Market Volume	Market Value
XIU	1,893,452	\$58,031,304
BTCC.B	2,864,289	\$20,793,090
HNU	1,373,715	\$18,513,188
ZEB	485,935	\$17,403,632
HXT	349,727	\$16,554,319
XEG	1,561,043	\$12,861,432
VFV	96,990	\$9,536,530
DLR	718,668	\$9,077,637
ZSP	131,904	\$8,011,731
ETHX.B	683,906	\$7,453,111

Block Trades

776

Non Block Trades

827,774

Top 5 Block Trade Brokers by Volume

Broker	TSX Block Volume
MORGAN STANLEY CANADA	12,863,000
SCOTIA CAPITAL INC.	12,174,200
RBC CAPITAL MARKETS	12,001,700
MERRILL LYNCH CANADA LT	10,325,500
NATIONAL BANK FINANCIAL	9,104,300

Top 5 Block Trade Symbols by Volume

Symbol	TSX Block Volume
BPY.UN	12,651,000
CAE	9,253,100
BMO	5,148,600
RY	3,783,300
ENB	3,684,700

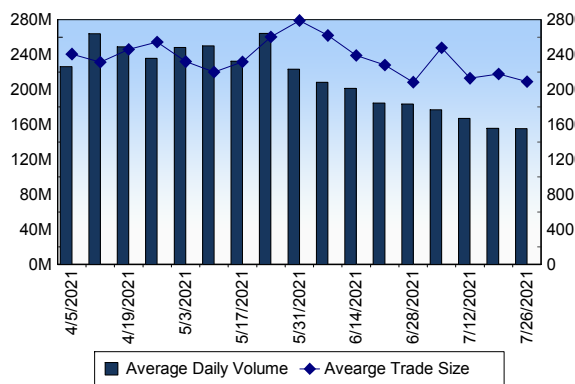
TSXV

Daily Volume	155,294,019
Daily Value	\$111,995,404
Daily Trades	74,274
Daily Symbols Traded	1,280

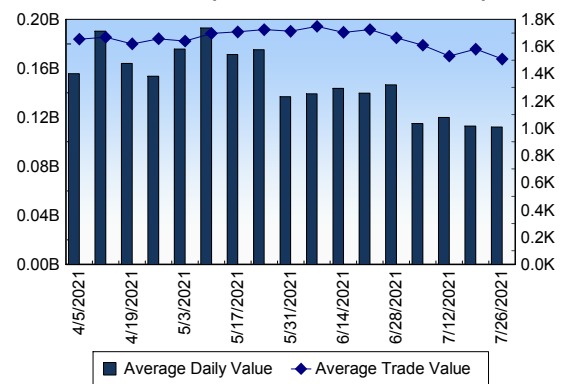
TSXV ANONYMOUS TRADING

Daily Volume	73,278,866
Daily Value	\$49,334,515
Average Trade Size	2,770
% TSXV Volume	47.19%

TSXV Volume



TSXV Value (in Canadian Dollars)



Top 20 TSXV Symbols by Volume

Symbol	TSXV Volume	TSXV Value
CSTR	9,620,746	\$1,452,532
CLAS.WT.B	8,889,372	\$90,426
LITT	5,268,833	\$202,606
GFP.RT	5,198,862	\$1,056,077
HIVE	4,912,990	\$15,544,786
BITF	3,183,361	\$16,348,987
DMGI	3,022,513	\$2,565,100
LAD	2,833,481	\$245,933
AFM	2,154,898	\$1,659,972
FCO	1,605,331	\$282,530
PQE	1,495,271	\$232,583
NDA	1,252,827	\$753,916
CMC	1,226,062	\$1,709,675
AN	1,112,223	\$190,062
IMIN	1,077,205	\$175,839
NOT	991,881	\$317,008
STMP	943,310	\$41,587
DGHI	935,857	\$1,556,086
MTLO	894,595	\$102,548
ECC	835,358	\$342,997

Top 20 TSXV Symbols by Value

Symbol	TSXV Volume	TSXV Value
BITF	3,183,361	\$16,348,987
HIVE	4,912,990	\$15,544,786
IPA	345,886	\$3,681,674
RECO	237,811	\$2,578,766
DMGI	3,022,513	\$2,565,100
SLI	262,363	\$1,835,083
SVI.DB	18,120	\$1,832,379
TOI	19,970	\$1,748,031
CMC	1,226,062	\$1,709,675
AFM	2,154,898	\$1,659,972
DGHI	935,857	\$1,556,086
EMO	802,065	\$1,492,733
CSTR	9,620,746	\$1,452,532
FIL	139,839	\$1,269,678
WE	105,632	\$1,169,261
GFP.RT	5,198,862	\$1,056,077
GOT	681,228	\$976,790
SVI	194,594	\$942,474
DOC	493,954	\$926,670
KWE	435,698	\$912,377

Dark TSX/TSXV Trading

Volume	13,393,840	Daily Trades	53,097
Value	345,673,722	Daily Symbols Traded	1,279