



September 8, 2021

For more information, email trading_sales@tsx.com
 Visit our blog at <http://exchange.tmx.com/>

Indices	September 8 Close	Previous Close	Change	% Change
S&P/TSX Composite Index	20,741.79			%
S&P/TSX 60 Index	1,242.59			%
S&P/TSX Venture Composite	907.89			%
S&P/TSX Completion Index	1,245.26			%
S&P/TSX Smallcap Index	761.24			%

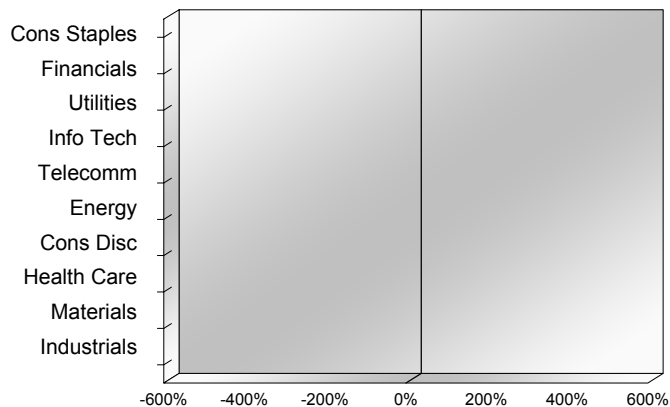
S&P/TSX Composite Index		
Advancers	Decliners	Unchanged
0	0	0

S&P/TSX Composite Index			
Top 10 Index Contributors		Top 10 Index Detractors	
Constituent	Index Contribution	Constituent	Index Contribution

S&P/TSX Composite Index			
Top 10 Advancers		Top 10 Decliners	
Constituent	Return	Constituent	Return
	%		%

S&P/TSX Composite Index				
Sector	# of Index Constituents	Weight	Market Cap (\$B)	Index Contribution
Consumer Staples	13	%	\$112.39	
Financials	28	%	\$930.14	
Utilities	16	%	\$137.76	
Information Technology	12	%	\$349.92	
Communication Services	7	%	\$148.22	
Energy	23	%	\$363.96	
Consumer Discretionary	13	%	\$109.99	
Health Care	9	%	\$32.70	
Materials	54	%	\$337.26	
Industrials	29	%	\$361.56	
S&P/TSX Composite Index	204	%	\$2,883.89	

S&P/TSX Composite Index - Sectors Returns



This report is published by TSX Inc. TSX Inc. does not guarantee either the completeness or the accuracy of this information. The information contained in this report is provided for informational purposes only and you agree not to rely upon the information contained in this report for any trading, business or financial purpose. These sheets are printed in Canada and issued by TSX Inc. under the express condition, to which everyone receiving or making use thereof assents, that no liability shall be incurred by TSX Inc. or its affiliated companies or any other vendor or donor, including, without limitation, for reliance on or for any errors or inaccuracies in this report. Neither TMX Group Limited, TSX Inc., nor any of their affiliated companies, guarantees the completeness of the information contained in this document and are not responsible for any errors or omission in or your use of, or reliance on, the information. This publication is under copyright. © 2015 TSX Inc. All rights reserved. Do not copy, distribute, sell or modify this publication without the prior written consent of TSX Inc. www.tmx.com/trading

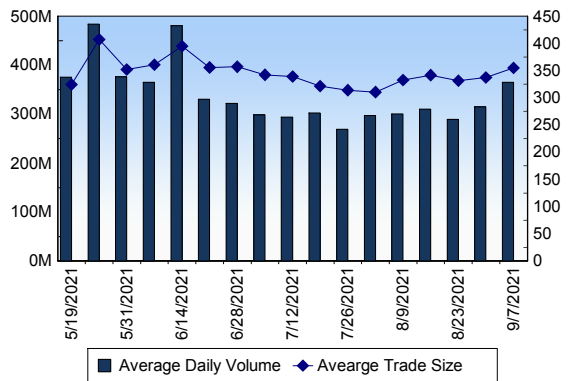
TSX

Daily Volume	345,582,900
Daily Value	\$8,962,230,336
Daily Trades	989,287
Daily Symbols Traded	2,076

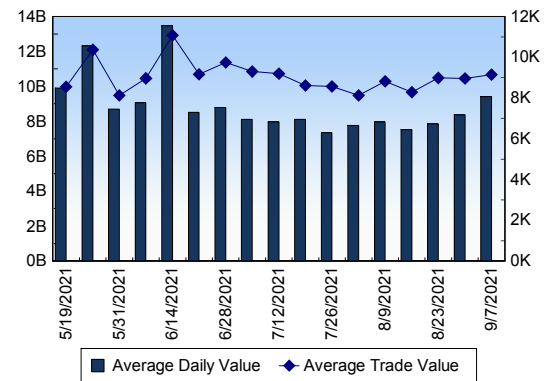
TSX ANONYMOUS TRADING

Daily Volume	148,236,965
Daily Value	\$4,033,178,714
Average Trade Size	297
% TSX Volume	42.89 %

TSX Volume



TSX Value (in Canadian Dollars)



Top 20 TSX Symbols by Volume

Symbol	TSX Volume	TSX Value
BCE	10,762,425	\$713,573,225
BBD.B	10,486,149	\$20,080,216
SU	10,216,994	\$237,621,267
ENB	8,428,444	\$431,744,865
H	8,256,950	\$258,226,823
CNQ	8,169,323	\$350,176,194
HND	6,054,615	\$15,649,259
TGOD	5,359,198	\$1,063,870
FCU	5,014,285	\$4,159,869
IPL	4,058,625	\$81,026,116
BTO	4,053,503	\$19,525,849
MFC	3,771,702	\$92,741,129
NXE	3,674,297	\$26,487,761
LUN	3,654,081	\$35,403,964
HUT	3,632,725	\$45,589,639
ARX	3,523,187	\$32,832,580
CVE	3,518,387	\$37,987,076
DML	3,473,987	\$6,378,504
CPG	3,460,423	\$15,149,449
AZZ	3,316,028	\$1,981,905

Top 20 TSX Symbols by Value

Symbol	TSX Volume	TSX Value
BCE	10,762,425	\$713,573,225
ENB	8,428,444	\$431,744,865
CNQ	8,169,323	\$350,176,194
CNR	2,008,484	\$310,302,715
SHOP	145,209	\$274,855,413
H	8,256,950	\$258,226,823
SU	10,216,994	\$237,621,267
TD	2,588,300	\$214,238,661
RY	1,347,238	\$174,699,958
RCI.B	2,675,427	\$167,145,046
TRP	2,265,479	\$139,801,020
CP	1,499,726	\$136,446,851
BNS	1,594,591	\$124,573,836
CM	793,389	\$115,520,854
TFII	787,075	\$110,251,057
BMO	807,076	\$103,604,191
SLF	1,567,925	\$102,669,810
LSPD	661,280	\$97,993,213
T	3,238,402	\$96,595,764
MG	963,943	\$96,344,686

ETF Trading

Daily Volume	25,088,277	Average Trade Value	\$8,726
Daily Value	\$465,787,671	Average Trade Size	470
# Trades	53,377	# of ETFs Traded	824

Top 10 ETFs by TSX Volume

Symbol	Market Volume	Market Value
HND	6,054,615	\$15,649,259
HNU	1,872,537	\$35,612,526
XIU	1,712,668	\$53,752,688
ETHX.B	712,318	\$11,548,889
XEG	659,450	\$5,359,709
BTCC.B	628,797	\$5,480,133
DLR	515,115	\$6,576,665
BTCX.B	447,527	\$3,967,631
XGD	427,068	\$7,725,680
XSP	364,636	\$17,718,885

Top 10 ETFs by TSX Value

Symbol	Market Volume	Market Value
XIU	1,712,668	\$53,752,688
HNU	1,872,537	\$35,612,526
VFV	260,982	\$26,563,817
XSP	364,636	\$17,718,885
HND	6,054,615	\$15,649,259
XFN	278,796	\$13,279,856
HXT	265,972	\$12,976,119
ETHX.B	712,318	\$11,548,889
ZEB	275,955	\$10,042,433
XUT	286,158	\$8,961,779

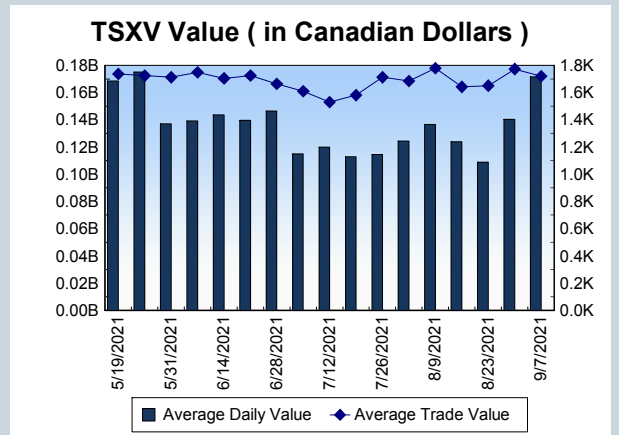
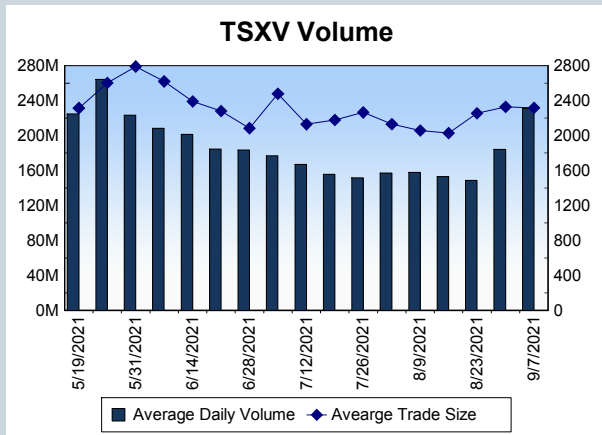
Block Trades	Non Block Trades
846	988,441

Top 5 Block Trade Brokers by Volume	
Broker	TSX Block Volume
BMO NESBITT BURNS INC.	23,136,400
MORGAN STANLEY CANADA	13,523,100
SCOTIA CAPITAL INC.	13,093,400
RBC CAPITAL MARKETS	9,749,600
CANACCORD GENUITY CORI	9,223,500

Top 5 Block Trade Symbols by Volume	
Symbol	TSX Block Volume
BCE	8,751,500
H	7,505,100
CNQ	6,092,900
ENB	5,111,300
SU	4,962,800

TSXV	
Daily Volume	187,546,854
Daily Value	\$149,362,407
Daily Trades	83,968
Daily Symbols Traded	1,247

TSXV ANONYMOUS TRADING	
Daily Volume	85,831,313
Daily Value	\$75,761,329
Average Trade Size	2,364
% TSXV Volume	45.77%



Top 20 TSXV Symbols by Volume		
Symbol	TSXV Volume	TSXV Value
CMC	6,176,548	\$5,219,030
TKX	5,377,675	\$623,801
FO	3,361,036	\$595,024
PGM	3,042,348	\$3,099,212
HIVE	2,882,114	\$11,655,120
FOBI	2,717,005	\$6,003,882
PAI	2,301,869	\$122,935
PBX	2,155,561	\$2,721,232
GGO	1,995,565	\$163,000
CSTR	1,966,764	\$309,913
DIA	1,762,000	\$77,895
MNO	1,735,366	\$1,343,801
CAD	1,593,407	\$2,180,298
NICL	1,548,637	\$167,115
DMGI	1,486,032	\$1,779,023
GXU	1,476,435	\$567,945
AAZ	1,474,067	\$111,878
BITF	1,437,297	\$10,484,547
EMO	1,367,974	\$2,615,016
FRE	1,347,500	\$35,605

Top 20 TSXV Symbols by Value		
Symbol	TSXV Volume	TSXV Value
HIVE	2,882,114	\$11,655,120
BITF	1,437,297	\$10,484,547
FOBI	2,717,005	\$6,003,882
RECO	964,302	\$5,826,578
CMC	6,176,548	\$5,219,030
ML	1,274,298	\$4,809,228
PRYM	1,076,933	\$4,043,980
TOI	33,038	\$4,001,571
PGM	3,042,348	\$3,099,212
PBX	2,155,561	\$2,721,232
EMO	1,367,974	\$2,615,016
CAD	1,593,407	\$2,180,298
NFG	238,213	\$2,076,436
FD	1,097,783	\$2,047,348
BNXA	463,682	\$1,871,356
DMGI	1,486,032	\$1,779,023
LA	252,020	\$1,765,001
EU	966,920	\$1,702,303
ZEN	404,410	\$1,604,530
LI	625,066	\$1,597,558

Dark TSX/TSXV Trading			
Volume	17,031,330	Daily Trades	69,952
Value	527,919,115	Daily Symbols Traded	1,310