



September 9, 2021

For more information, email trading_sales@tsx.com
 Visit our blog at <http://exchange.tmx.com/>

Indices	September 9 Close	Previous Close	Change	% Change
S&P/TSX Composite Index	20,705.27			%
S&P/TSX 60 Index	1,239.63			%
S&P/TSX Venture Composite	905.20			%
S&P/TSX Completion Index	1,245.94			%
S&P/TSX Smallcap Index	758.21			%

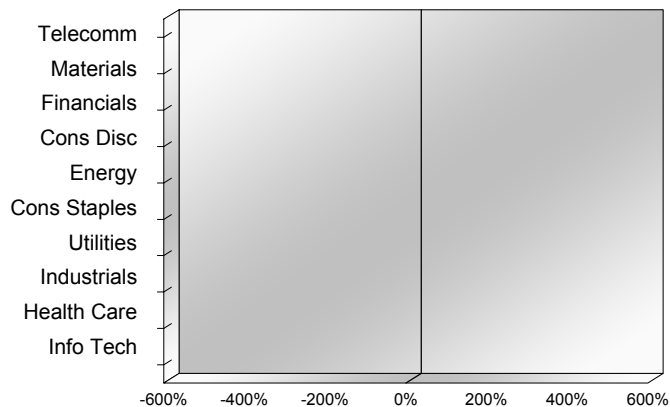
S&P/TSX Composite Index		
Advancers	Decliners	Unchanged
0	0	0

S&P/TSX Composite Index			
Top 10 Index Contributors		Top 10 Index Detractors	
Constituent	Index Contribution	Constituent	Index Contribution

S&P/TSX Composite Index			
Top 10 Advancers		Top 10 Decliners	
Constituent	Return	Constituent	Return
	%		%

S&P/TSX Composite Index				
Sector	# of Index Constituents	Weight	Market Cap (\$B)	Index Contribution
Communication Services	7	%	\$147.02	
Materials	54	%	\$336.28	
Financials	28	%	\$930.90	
Consumer Discretionary	13	%	\$109.55	
Energy	23	%	\$362.27	
Consumer Staples	13	%	\$111.20	
Utilities	16	%	\$137.45	
Industrials	29	%	\$357.41	
Health Care	9	%	\$32.65	
Information Technology	12	%	\$354.08	
S&P/TSX Composite Index	204	%	\$2,878.80	

S&P/TSX Composite Index - Sectors Returns



This report is published by TSX Inc. TSX Inc. does not guarantee either the completeness or the accuracy of this information. The information contained in this report is provided for informational purposes only and you agree not to rely upon the information contained in this report for any trading, business or financial purpose. These sheets are printed in Canada and issued by TSX Inc. under the express condition, to which everyone receiving or making use thereof assents, that no liability shall be incurred by TSX Inc. or its affiliated companies or any other vendor or donor, including, without limitation, for reliance on or for any errors or inaccuracies in this report. Neither TMX Group Limited, TSX Inc., nor any of their affiliated companies, guarantees the completeness of the information contained in this document and are not responsible for any errors or omission in or your use of, or reliance on, the information. This publication is under copyright. © 2015 TSX Inc. All rights reserved. Do not copy, distribute, sell or modify this publication without the prior written consent of TSX Inc. www.tmx.com/trading

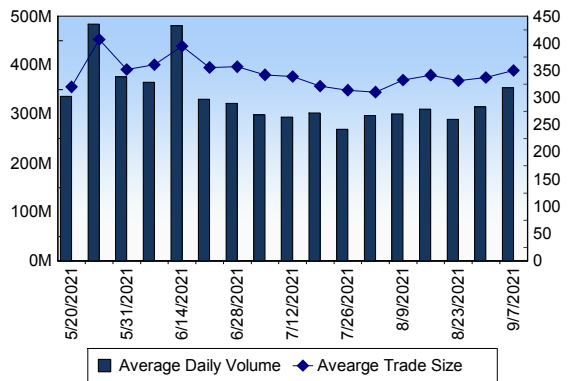
TSX

Daily Volume	331,590,973
Daily Value	\$8,428,242,584
Daily Trades	972,177
Daily Symbols Traded	2,052

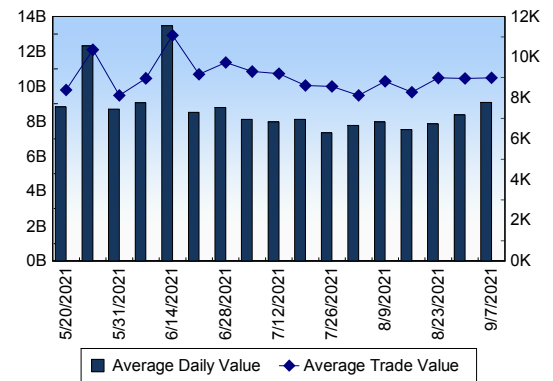
TSX ANONYMOUS TRADING

Daily Volume	144,832,063
Daily Value	\$3,817,478,012
Average Trade Size	289
% TSX Volume	43.68 %

TSX Volume



TSX Value (in Canadian Dollars)



Top 20 TSX Symbols by Volume

Symbol	TSX Volume	TSX Value
NCU	15,528,395	\$1,260,409
SU	12,268,003	\$286,866,873
ENB	8,219,769	\$417,280,760
TGOD	7,564,493	\$1,388,501
MFC	7,475,367	\$184,535,688
CNQ	6,375,559	\$271,506,187
BCE	5,952,280	\$397,317,845
TV	5,688,677	\$1,136,759
HND	4,228,116	\$10,731,246
CVE	4,152,431	\$43,863,162
BBD.B	3,940,703	\$7,480,871
NXE	3,679,906	\$25,924,379
K	3,555,737	\$26,369,352
BTO	3,379,636	\$16,014,888
ABX	3,355,772	\$83,701,913
HEXO	3,319,152	\$9,579,072
DML	3,279,080	\$5,795,969
AC	3,165,745	\$75,670,958
BTE	3,085,910	\$7,158,851
CPG	3,052,404	\$13,148,810

Top 20 TSX Symbols by Value

Symbol	TSX Volume	TSX Value
ENB	8,219,769	\$417,280,760
BCE	5,952,280	\$397,317,845
CNR	2,222,923	\$337,010,736
SU	12,268,003	\$286,866,873
CNQ	6,375,559	\$271,506,187
CP	2,451,056	\$216,879,631
MFC	7,475,367	\$184,535,688
SHOP	96,048	\$183,052,850
TD	2,093,813	\$172,844,294
BMO	1,330,803	\$170,830,133
RY	1,292,873	\$168,022,611
CM	1,042,375	\$152,929,760
BNS	1,896,644	\$148,384,691
TRP	2,099,632	\$128,222,674
LSPD	789,221	\$121,755,974
SLF	1,624,004	\$106,717,911
NA	1,079,125	\$105,234,605
WFG	949,691	\$95,422,699
RCI.B	1,526,639	\$94,604,218
L	998,123	\$91,011,082

ETF Trading

Daily Volume	22,326,797	Average Trade Value	\$8,265
Daily Value	\$410,786,880	Average Trade Size	449
# Trades	49,700	# of ETFs Traded	811

Top 10 ETFs by TSX Volume

Symbol	Market Volume	Market Value
HND	4,228,116	\$10,731,246
XIU	1,404,030	\$43,924,110
XEG	1,009,177	\$8,085,197
BTCC.B	944,266	\$8,329,165
HNU	867,136	\$16,753,357
ETHX.B	660,722	\$10,837,507
HUV	624,893	\$7,325,533
HOU	453,812	\$4,845,478
HGU	359,813	\$5,990,398
HOD	354,102	\$4,118,463

Top 10 ETFs by TSX Value

Symbol	Market Volume	Market Value
XIU	1,404,030	\$43,924,110
VFV	300,841	\$30,526,646
HNU	867,136	\$16,753,357
ZSP	221,855	\$13,891,158
XSP	266,450	\$12,948,725
HXT	237,429	\$11,546,161
ETHX.B	660,722	\$10,837,507
HND	4,228,116	\$10,731,246
BTCC.B	944,266	\$8,329,165
XEG	1,009,177	\$8,085,197

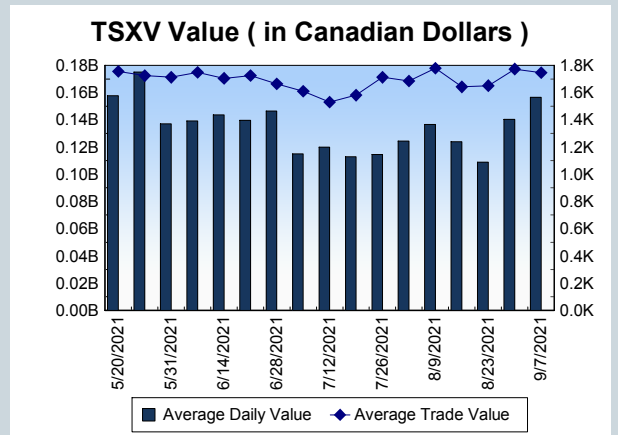
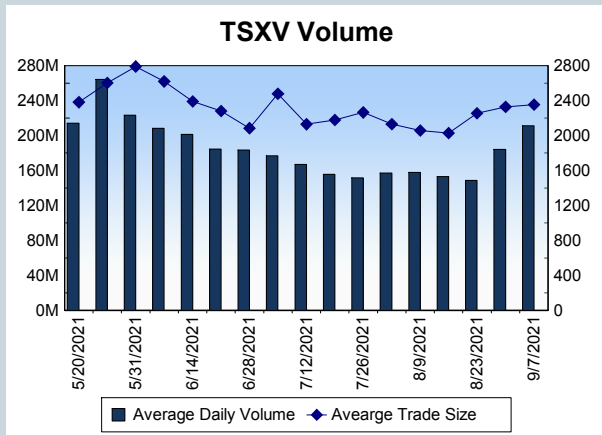
Block Trades	Non Block Trades
825	971,352

Top 5 Block Trade Brokers by Volume	
Broker	TSX Block Volume
BMO NESBITT BURNS INC.	19,188,350
TD SECURITIES INC.	13,190,800
CIBC WORLD MARKETS INC.	9,420,200
NATIONAL BANK FINANCIAL	7,725,600
RBC CAPITAL MARKETS	6,829,800

Top 5 Block Trade Symbols by Volume	
Symbol	TSX Block Volume
SU	6,272,300
ENB	6,176,000
MFC	4,840,100
BCE	4,373,900
CNQ	4,174,900

TSXV	
Daily Volume	171,207,321
Daily Value	\$126,706,519
Daily Trades	69,758
Daily Symbols Traded	1,230

TSXV ANONYMOUS TRADING	
Daily Volume	77,448,314
Daily Value	\$66,918,240
Average Trade Size	2,628
% TSXV Volume	45.24%



Top 20 TSXV Symbols by Volume		
Symbol	TSXV Volume	TSXV Value
WATR	8,363,507	\$431,155
CMC	3,805,381	\$3,271,808
SAY	3,248,674	\$314,195
ADD	3,132,592	\$450,806
DIA	2,698,400	\$147,027
FOBI	2,592,930	\$5,241,093
HIVE	2,308,677	\$9,548,718
GER	2,220,478	\$343,640
ENA	2,006,660	\$30,322
PRYM	1,989,516	\$8,201,557
PGM	1,676,266	\$1,676,759
ELXR	1,559,500	\$22,645
DMGI	1,501,812	\$1,805,369
SUGR	1,416,621	\$50,162
NUG	1,413,716	\$84,823
GUG	1,384,201	\$126,774
IZN	1,284,333	\$39,790
CAD	1,281,795	\$2,042,409
NBM	1,228,830	\$964,765
BXR	1,194,000	\$23,880

Top 20 TSXV Symbols by Value		
Symbol	TSXV Volume	TSXV Value
HIVE	2,308,677	\$9,548,718
PRYM	1,989,516	\$8,201,557
BITF	999,888	\$7,650,796
FOBI	2,592,930	\$5,241,093
TOI	36,251	\$4,543,902
CMC	3,805,381	\$3,271,808
LI	845,145	\$2,267,468
GZZ	205,989	\$2,167,536
RECO	353,703	\$2,150,656
ML	546,236	\$2,081,553
CAD	1,281,795	\$2,042,409
GBR	133,067	\$1,987,199
DMGI	1,501,812	\$1,805,369
NFG	198,198	\$1,689,204
FD	870,765	\$1,682,256
PGM	1,676,266	\$1,676,759
EU	971,596	\$1,663,572
KWE	720,040	\$1,653,784
PVT	378,200	\$1,438,209
SLI	170,047	\$1,397,711

Dark TSX/TSXV Trading			
Volume	15,707,450	Daily Trades	63,226
Value	471,124,807	Daily Symbols Traded	1,299