



September 15, 2021

For more information, email trading_sales@tsx.com
 Visit our blog at <http://exchange.tmx.com/>

Indices	September 15 Close	Previous Close	Change	% Change
S&P/TSX Composite Index	20,693.79			%
S&P/TSX 60 Index	1,237.06			%
S&P/TSX Venture Composite	904.70			%
S&P/TSX Completion Index	1,252.29			%
S&P/TSX Smallcap Index	773.58			%

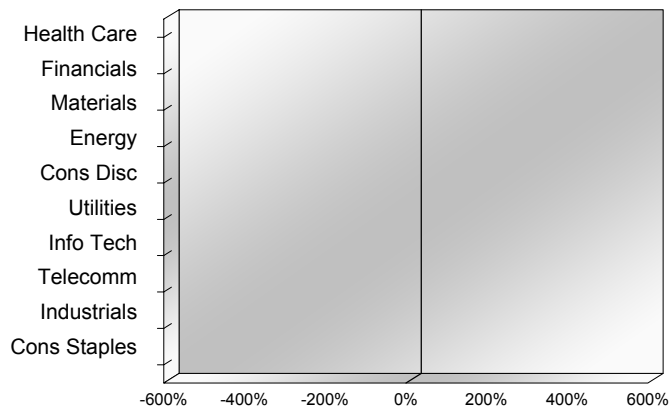
S&P/TSX Composite Index		
Advancers	Decliners	Unchanged
0	0	0

S&P/TSX Composite Index			
Top 10 Index Contributors		Top 10 Index Detractors	
Constituent	Index Contribution	Constituent	Index Contribution

S&P/TSX Composite Index			
Top 10 Advancers		Top 10 Decliners	
Constituent	Return	Constituent	Return
	%		%

S&P/TSX Composite Index				
Sector	# of Index Constituents	Weight	Market Cap (\$B)	Index Contribution
Health Care	9	%	\$31.49	
Financials	28	%	\$930.96	
Materials	54	%	\$338.91	
Energy	23	%	\$376.42	
Consumer Discretionary	13	%	\$109.51	
Utilities	16	%	\$136.42	
Information Technology	12	%	\$348.15	
Communication Services	7	%	\$143.32	
Industrials	29	%	\$352.81	
Consumer Staples	13	%	\$109.53	
S&P/TSX Composite Index	204	%	\$2,877.51	

S&P/TSX Composite Index - Sectors Returns



This report is published by TSX Inc. TSX Inc. does not guarantee either the completeness or the accuracy of this information. The information contained in this report is provided for informational purposes only and you agree not to rely upon the information contained in this report for any trading, business or financial purpose. These sheets are printed in Canada and issued by TSX Inc. under the express condition, to which everyone receiving or making use thereof assents, that no liability shall be incurred by TSX Inc. or its affiliated companies or any other vendor or donor, including, without limitation, for reliance on or for any errors or inaccuracies in this report. Neither TMX Group Limited, TSX Inc., nor any of their affiliated companies, guarantees the completeness of the information contained in this document and are not responsible for any errors or omission in or your use of, or reliance on, the information. This publication is under copyright. © 2015 TSX Inc. All rights reserved. Do not copy, distribute, sell or modify this publication without the prior written consent of TSX Inc. www.tmx.com/trading

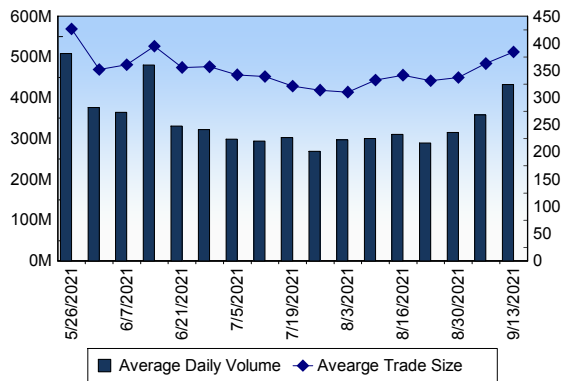
TSX

Daily Volume	455,261,892
Daily Value	\$12,038,193,839
Daily Trades	1,159,099
Daily Symbols Traded	2,052

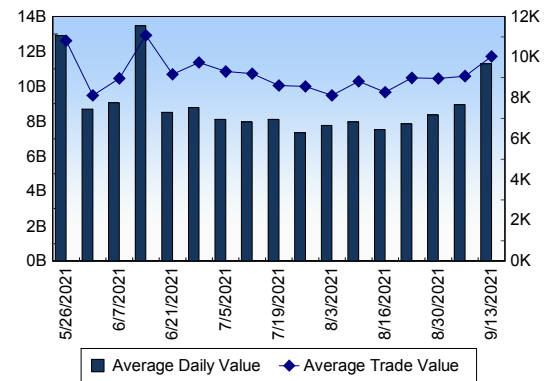
TSX ANONYMOUS TRADING

Daily Volume	202,001,766
Daily Value	\$5,685,026,434
Average Trade Size	337
% TSX Volume	44.37 %

TSX Volume



TSX Value (in Canadian Dollars)



Top 20 TSX Symbols by Volume

Symbol	TSX Volume	TSX Value
CNQ	30,836,950	\$1,367,285,937
SU	13,734,096	\$338,079,413
BCE	12,832,184	\$832,972,436
CVE	12,655,550	\$144,131,592
BTE	9,838,898	\$27,014,851
TVE	8,515,396	\$24,156,245
ARX	8,212,367	\$82,430,593
CPG	7,483,051	\$39,687,830
DML	6,933,494	\$15,143,440
ENB	6,107,858	\$310,490,260
BBD.B	5,424,154	\$10,370,924
TRP	5,406,032	\$339,263,959
NCU	5,308,452	\$411,136
HND	4,869,821	\$9,788,486
XIU	4,166,080	\$129,678,001
FCU	4,140,508	\$4,647,045
AC	4,099,803	\$92,036,431
MFC	4,025,018	\$99,803,076
HUT	3,757,238	\$41,964,302
BIR	3,754,010	\$24,425,699

Top 20 TSX Symbols by Value

Symbol	TSX Volume	TSX Value
CNQ	30,836,950	\$1,367,285,937
BCE	12,832,184	\$832,972,436
CNR	2,979,248	\$445,394,400
TRP	5,406,032	\$339,263,959
SU	13,734,096	\$338,079,413
ENB	6,107,858	\$310,490,260
NA	2,977,075	\$291,927,017
CP	3,270,499	\$285,032,964
BNS	3,592,912	\$280,461,334
CM	1,787,718	\$262,757,422
RY	1,934,747	\$250,001,400
QSR	2,656,430	\$214,842,769
TD	2,599,166	\$213,416,404
SHOP	115,293	\$212,629,239
BMO	1,331,529	\$170,604,015
NTR	1,967,534	\$156,837,323
TOU	3,467,557	\$147,153,167
CVE	12,655,550	\$144,131,592
BAM.A	2,013,596	\$141,005,414
XIU	4,166,080	\$129,678,001

ETF Trading

Daily Volume	29,918,700	Average Trade Value	\$10,716
Daily Value	\$589,342,223	Average Trade Size	544
# Trades	54,994	# of ETFs Traded	791

Top 10 ETFs by TSX Volume

Symbol	Market Volume	Market Value
HND	4,869,821	\$9,788,486
XIU	4,166,080	\$129,678,001
XEG	1,899,391	\$16,389,263
HNU	1,400,884	\$32,774,021
BTCC.B	1,287,459	\$11,601,963
DLR	999,869	\$12,728,169
ETHX.B	736,445	\$11,994,872
HOD	631,360	\$6,511,813
HUV	568,683	\$6,785,662
ZEB	527,099	\$19,137,939

Top 10 ETFs by TSX Value

Symbol	Market Volume	Market Value
XIU	4,166,080	\$129,678,001
HNU	1,400,884	\$32,774,021
ZSP	459,398	\$28,518,874
XSP	403,202	\$19,404,742
ZEB	527,099	\$19,137,939
HXT	358,604	\$17,328,707
XEG	1,899,391	\$16,389,263
VFV	162,195	\$16,266,625
DLR	999,869	\$12,728,169
ETHX.B	736,445	\$11,994,872

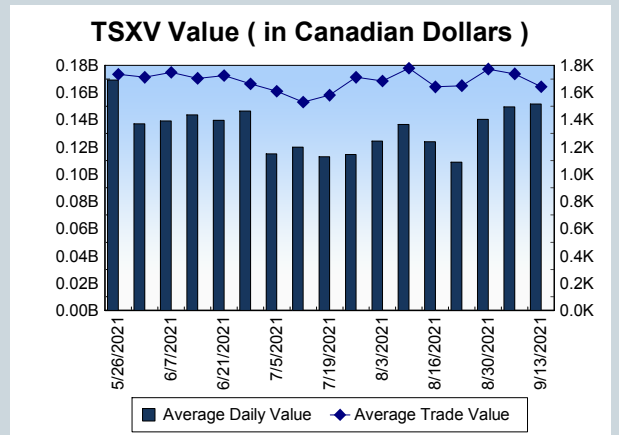
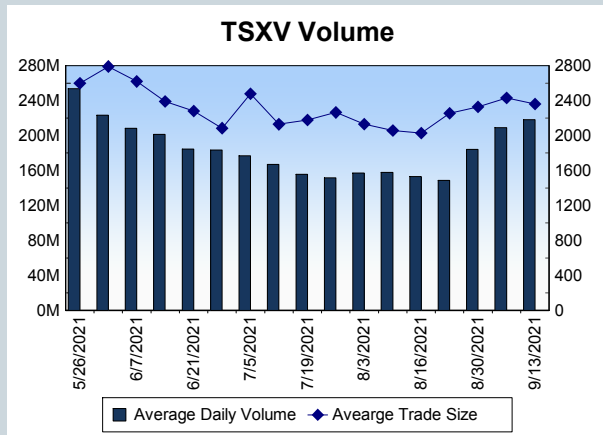
Block Trades	Non Block Trades
1,251	1,157,848

Top 5 Block Trade Brokers by Volume	
Broker	TSX Block Volume
GOLDMAN SACHS CANADA I	27,501,400
BMO NESBITT BURNS INC.	23,443,600
TD SECURITIES INC.	21,208,900
RBC CAPITAL MARKETS	17,298,900
MERRILL LYNCH CANADA LT	13,602,500

Top 5 Block Trade Symbols by Volume	
Symbol	TSX Block Volume
CNQ	26,044,000
BCE	11,181,800
CVE	7,392,000
SU	6,286,900
ENB	3,620,400

TSXV	
Daily Volume	215,480,025
Daily Value	\$149,861,380
Daily Trades	90,628
Daily Symbols Traded	1,282

TSXV ANONYMOUS TRADING	
Daily Volume	100,695,989
Daily Value	\$81,261,842
Average Trade Size	2,534
% TSXV Volume	46.73%



Top 20 TSXV Symbols by Volume		
Symbol	TSXV Volume	TSXV Value
CMC	11,424,096	\$6,534,725
KUB	6,309,068	\$180,370
UNO.H	5,482,383	\$280,792
AEC	3,075,485	\$543,938
SEI	2,435,622	\$233,099
TAL	2,291,186	\$826,397
GGO	2,211,280	\$166,844
NXO	2,109,674	\$1,503,662
FLWR	2,088,773	\$253,558
AAZ	2,047,107	\$211,059
PTU	2,038,128	\$314,937
GXU	2,032,864	\$1,036,583
MNO	2,023,575	\$1,614,752
BSK	1,940,354	\$675,886
GUG	1,755,270	\$193,656
SSE	1,693,000	\$71,020
SXL	1,649,733	\$208,511
FOBI	1,592,667	\$4,070,561
SOU	1,527,900	\$78,965
RHT	1,489,149	\$1,408,433

Top 20 TSXV Symbols by Value		
Symbol	TSXV Volume	TSXV Value
BITF	1,238,132	\$8,750,028
URC	1,382,607	\$8,706,291
TOI	61,333	\$8,542,881
CMC	11,424,096	\$6,534,725
HIVE	1,327,177	\$5,073,381
RECO	643,399	\$4,814,420
ISO	697,586	\$4,260,910
FOBI	1,592,667	\$4,070,561
URC.WT	884,415	\$3,768,216
NOU	500,285	\$3,705,379
EU	1,145,629	\$2,461,386
ML	594,342	\$2,381,176
NFG	300,660	\$2,313,958
NLC	444,419	\$2,051,751
LI	672,910	\$1,715,319
DME	531,378	\$1,690,700
MNO	2,023,575	\$1,614,752
DOC	969,246	\$1,562,509
VXTR	1,451,128	\$1,552,219
NXO	2,109,674	\$1,503,662

Dark TSX/TSXV Trading			
Volume	20,019,470	Daily Trades	77,917
Value	560,382,917	Daily Symbols Traded	1,360