



September 17, 2021

For more information, email trading_sales@tsx.com
 Visit our blog at <http://exchange.tmx.com/>

Indices	September 17 Close	Previous Close	Change	% Change
S&P/TSX Composite Index	20,490.36			%
S&P/TSX 60 Index	1,224.44			%
S&P/TSX Venture Composite	886.83			%
S&P/TSX Completion Index	1,241.69			%
S&P/TSX Smallcap Index	764.17			%

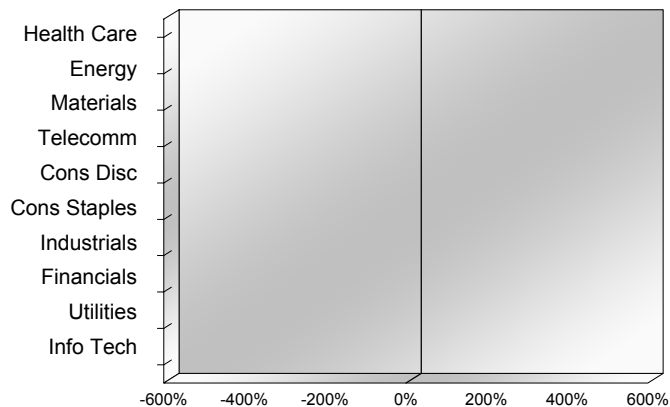
S&P/TSX Composite Index		
Advancers	Decliners	Unchanged
0	0	0

S&P/TSX Composite Index			
Top 10 Index Contributors		Top 10 Index Detractors	
Constituent	Index Contribution	Constituent	Index Contribution

S&P/TSX Composite Index			
Top 10 Advancers		Top 10 Decliners	
Constituent	Return	Constituent	Return
	%		%

S&P/TSX Composite Index				
Sector	# of Index Constituents	Weight	Market Cap (\$B)	Index Contribution
Health Care	9	%	\$31.39	
Energy	23	%	\$369.82	
Materials	54	%	\$326.43	
Communication Services	7	%	\$143.12	
Consumer Discretionary	13	%	\$107.83	
Consumer Staples	13	%	\$107.25	
Industrials	29	%	\$352.22	
Financials	28	%	\$923.24	
Utilities	16	%	\$135.51	
Information Technology	12	%	\$351.71	
S&P/TSX Composite Index	204	%	\$2,848.50	

S&P/TSX Composite Index - Sectors Returns



This report is published by TSX Inc. TSX Inc. does not guarantee either the completeness or the accuracy of this information. The information contained in this report is provided for informational purposes only and you agree not to rely upon the information contained in this report for any trading, business or financial purpose. These sheets are printed in Canada and issued by TSX Inc. under the express condition, to which everyone receiving or making use thereof assents, that no liability shall be incurred by TSX Inc. or its affiliated companies or any other vendor or donor, including, without limitation, for reliance on or for any errors or inaccuracies in this report. Neither TMX Group Limited, TSX Inc., nor any of their affiliated companies, guarantees the completeness of the information contained in this document and are not responsible for any errors or omission in or your use of, or reliance on, the information. This publication is under copyright. © 2015 TSX Inc. All rights reserved. Do not copy, distribute, sell or modify this publication without the prior written consent of TSX Inc. www.tmx.com/trading

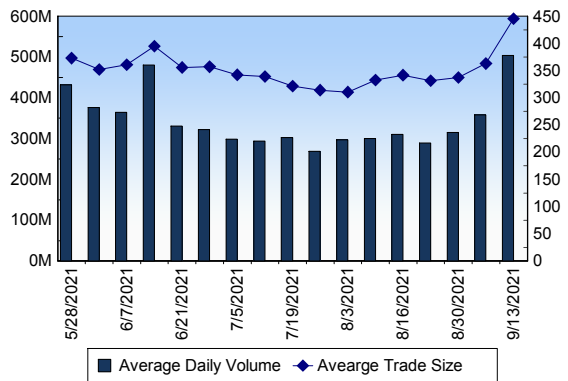
TSX

Daily Volume	845,214,074
Daily Value	\$25,198,314,878
Daily Trades	1,223,427
Daily Symbols Traded	2,048

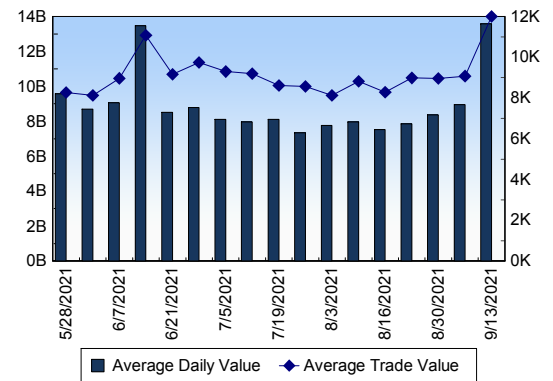
TSX ANONYMOUS TRADING

Daily Volume	392,252,598
Daily Value	\$10,171,642,782
Average Trade Size	633
% TSX Volume	46.41 %

TSX Volume



TSX Value (in Canadian Dollars)



Top 20 TSX Symbols by Volume

Symbol	TSX Volume	TSX Value
BBD.B	84,549,520	\$160,799,317
IPL	32,463,383	\$646,193,793
BIR	19,546,791	\$125,247,274
GGD	18,258,762	\$53,445,873
SU	16,664,091	\$408,972,271
ENB	14,670,492	\$742,284,724
CNR	12,794,766	\$1,920,416,126
CNQ	11,441,136	\$491,090,658
K	11,257,284	\$78,525,963
TD	11,214,712	\$925,423,681
MFC	10,895,246	\$269,018,273
KNT	10,720,034	\$69,067,823
CVE	10,693,964	\$118,349,570
ABX	10,014,114	\$233,172,899
BAM.A	9,427,417	\$649,744,199
BNS	8,669,693	\$677,348,998
CTS	8,286,299	\$100,301,387
CPG	7,943,367	\$39,428,725
RY	7,756,892	\$995,878,811
AYA	7,166,470	\$65,038,089

Top 20 TSX Symbols by Value

Symbol	TSX Volume	TSX Value
CNR	12,794,766	\$1,920,416,126
RY	7,756,892	\$995,878,811
TD	11,214,712	\$925,423,681
SHOP	476,373	\$886,379,333
ENB	14,670,492	\$742,284,724
BNS	8,669,693	\$677,348,998
CM	4,593,780	\$672,877,365
BAM.A	9,427,417	\$649,744,199
IPL	32,463,383	\$646,193,793
NVEI	3,042,192	\$525,236,057
BMO	3,868,555	\$495,427,901
CNQ	11,441,136	\$491,090,658
LSPD	2,900,800	\$460,821,657
CP	5,078,209	\$435,910,410
TRP	6,891,649	\$429,165,157
SU	16,664,091	\$408,972,271
FSV	1,511,353	\$366,379,282
NA	3,579,974	\$350,982,277
CSU	131,690	\$285,761,461
BCE	4,231,919	\$273,071,322

ETF Trading

Daily Volume	28,123,067	Average Trade Value	\$9,613
Daily Value	\$565,902,286	Average Trade Size	478
# Trades	58,866	# of ETFs Traded	799

Top 10 ETFs by TSX Volume

Symbol	Market Volume	Market Value
HND	4,241,220	\$9,655,225
XIU	3,881,247	\$119,808,593
XEG	1,691,824	\$14,333,373
HNU	995,990	\$20,654,157
HUV	982,152	\$11,859,520
DLR	643,968	\$8,255,013
BTCC.B	636,010	\$5,696,145
ETHX.B	587,085	\$9,477,113
ZEB	535,247	\$19,493,736
HGU	516,214	\$7,792,157

Top 10 ETFs by TSX Value

Symbol	Market Volume	Market Value
XIU	3,881,247	\$119,808,593
HXT	486,611	\$23,347,533
HNU	995,990	\$20,654,157
ZEB	535,247	\$19,493,736
XFN	359,456	\$17,001,769
XSP	307,649	\$14,728,737
XEG	1,691,824	\$14,333,373
HUV	982,152	\$11,859,520
VFV	113,472	\$11,411,567
VUN	125,224	\$9,935,361

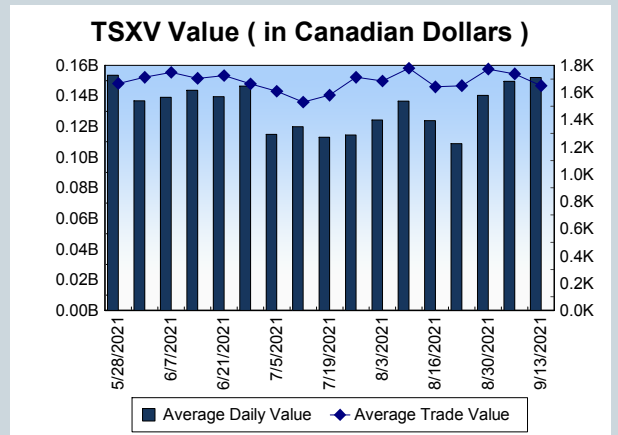
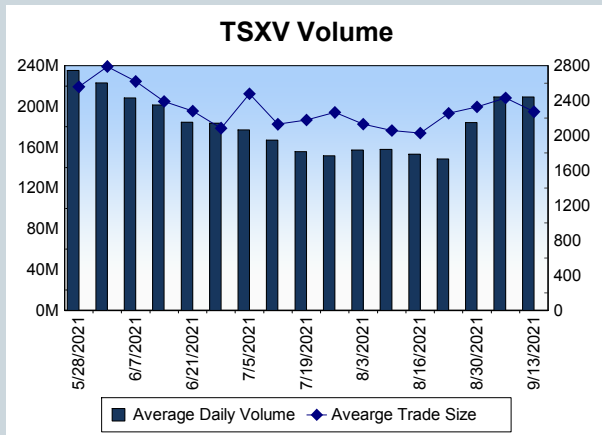
Block Trades	Non Block Trades
6,560	1,216,867

Top 5 Block Trade Brokers by Volume	
Broker	TSX Block Volume
GOLDMAN SACHS CANADA I	148,265,400
BMO NESBITT BURNS INC.	139,239,745
UBS SECURITIES CANADA IN	61,907,200
RBC CAPITAL MARKETS	59,008,300
MORGAN STANLEY CANADA	58,058,200

Top 5 Block Trade Symbols by Volume	
Symbol	TSX Block Volume
BBD.B	72,709,900
IPL	29,339,400
BIR	16,845,300
GGD	15,166,100
SU	11,420,900

TSXV	
Daily Volume	185,100,506
Daily Value	\$157,309,024
Daily Trades	97,761
Daily Symbols Traded	1,255

TSXV ANONYMOUS TRADING	
Daily Volume	87,203,852
Daily Value	\$82,626,600
Average Trade Size	2,164
% TSXV Volume	47.11%



Top 20 TSXV Symbols by Volume		
Symbol	TSXV Volume	TSXV Value
FD	8,444,635	\$27,851,792
CMC	7,238,188	\$5,483,805
PEGA	5,608,459	\$405,803
ROS	4,139,403	\$1,199,453
TKX	2,669,355	\$243,699
CSTR	2,639,621	\$383,562
NUG	2,388,149	\$132,598
UNO.H	2,143,502	\$118,162
KUB	1,984,000	\$49,600
VERT	1,956,575	\$330,668
GXU	1,896,867	\$915,414
DSV	1,757,707	\$2,376,474
EU	1,609,904	\$3,102,816
EGT	1,607,093	\$432,585
AEC	1,598,835	\$263,187
HIVE	1,511,358	\$5,471,122
THRM	1,456,960	\$671,305
VO	1,414,011	\$587,347
WEB	1,399,100	\$269,985
RHT	1,379,904	\$1,197,144

Top 20 TSXV Symbols by Value		
Symbol	TSXV Volume	TSXV Value
FD	8,444,635	\$27,851,792
TOI	65,280	\$9,089,179
SLI	701,469	\$6,138,202
BITF	859,530	\$5,686,166
CMC	7,238,188	\$5,483,805
HIVE	1,511,358	\$5,471,122
FOBI	1,321,510	\$3,643,216
GBR	273,646	\$3,582,438
ISO	614,630	\$3,428,365
EU	1,609,904	\$3,102,816
URC	475,755	\$2,924,546
NFG	360,649	\$2,612,546
DSV	1,757,707	\$2,376,474
RECO	292,653	\$2,001,046
NLC	348,713	\$1,599,816
DOC	828,069	\$1,292,587
PBX	1,119,617	\$1,289,464
ROS	4,139,403	\$1,199,453
RHT	1,379,904	\$1,197,144
FOM	565,332	\$1,175,792

Dark TSX/TSXV Trading			
Volume	20,413,610	Daily Trades	82,910
Value	601,835,781	Daily Symbols Traded	1,328