



September 20, 2021

For more information, email trading_sales@tsx.com
 Visit our blog at <http://exchange.tmx.com/>

Indices	September 20 Close	Previous Close	Change	% Change
S&P/TSX Composite Index	20,154.54			%
S&P/TSX 60 Index	1,205.22			%
S&P/TSX Venture Composite	853.89			%
S&P/TSX Completion Index	1,218.31			%
S&P/TSX Smallcap Index	743.22			%

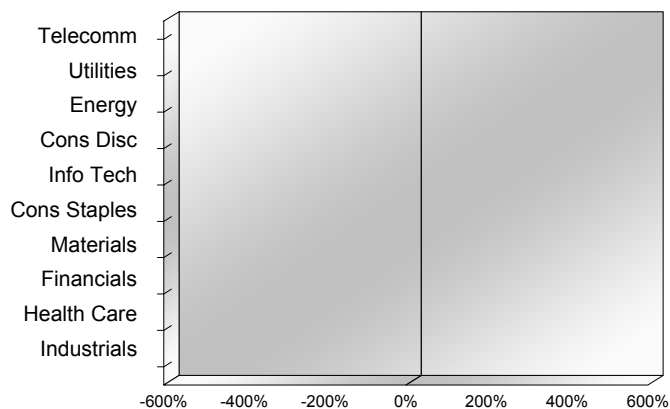
S&P/TSX Composite Index		
Advancers	Decliners	Unchanged
0	0	0

S&P/TSX Composite Index			
Top 10 Index Contributors		Top 10 Index Detractors	
Constituent	Index Contribution	Constituent	Index Contribution

S&P/TSX Composite Index			
Top 10 Advancers		Top 10 Decliners	
Constituent	Return	Constituent	Return
	%		%

S&P/TSX Composite Index				
Sector	# of Index Constituents	Weight	Market Cap (\$B)	Index Contribution
Communication Services	7	%	\$142.81	
Utilities	16	%	\$136.77	
Energy	23	%	\$356.43	
Consumer Discretionary	14	%	\$108.71	
Information Technology	15	%	\$355.08	
Consumer Staples	13	%	\$106.77	
Materials	55	%	\$330.31	
Financials	28	%	\$913.65	
Health Care	9	%	\$28.93	
Industrials	30	%	\$335.18	
S&P/TSX Composite Index	210	%	\$2,814.65	

S&P/TSX Composite Index - Sectors Returns



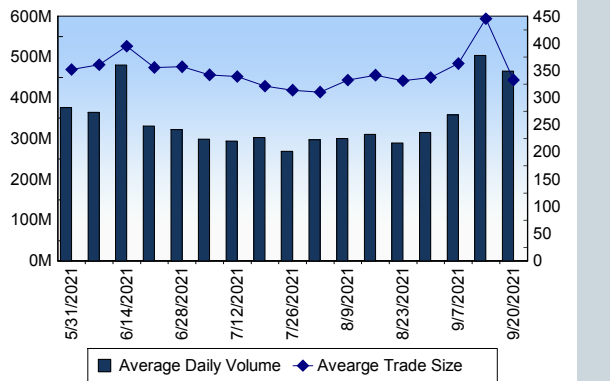
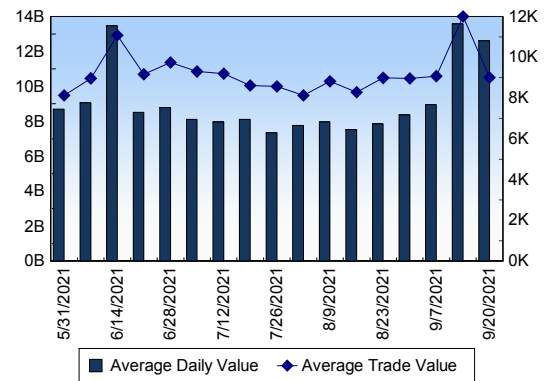
This report is published by TSX Inc. TSX Inc. does not guarantee either the completeness or the accuracy of this information. The information contained in this report is provided for informational purposes only and you agree not to rely upon the information contained in this report for any trading, business or financial purpose. These sheets are printed in Canada and issued by TSX Inc. under the express condition, to which everyone receiving or making use thereof assents, that no liability shall be incurred by TSX Inc. or its affiliated companies or any other vendor or donor, including, without limitation, for reliance on or for any errors or inaccuracies in this report. Neither TMX Group Limited, TSX Inc., nor any of their affiliated companies, guarantees the completeness of the information contained in this document and are not responsible for any errors or omission in or your use of, or reliance on, the information. This publication is under copyright. © 2015 TSX Inc. All rights reserved. Do not copy, distribute, sell or modify this publication without the prior written consent of TSX Inc. www.tmx.com/trading

TSX

Daily Volume	465,635,072
Daily Value	\$12,602,466,899
Daily Trades	1,398,812
Daily Symbols Traded	2,146

TSX ANONYMOUS TRADING

Daily Volume	208,793,935
Daily Value	\$5,757,021,698
Average Trade Size	308
% TSX Volume	44.84 %

TSX Volume**TSX Value (in Canadian Dollars)****Top 20 TSX Symbols by Volume**

Symbol	TSX Volume	TSX Value
TRP	17,807,769	\$1,093,066,776
CNQ	15,021,467	\$619,710,890
SU	8,643,091	\$206,789,088
BBD.B	8,383,112	\$15,376,275
NCU	7,649,267	\$548,212
FCU	7,162,814	\$6,527,697
BTE	7,035,719	\$19,081,976
CVE	6,604,765	\$70,681,043
K	6,577,666	\$45,468,474
MFC	6,361,038	\$151,180,477
OREA	6,307,481	\$1,738,448
BNS	5,951,606	\$455,904,966
ENB	5,851,464	\$291,621,586
FM	5,496,221	\$116,466,378
DML	5,392,741	\$9,884,412
NXE	5,173,509	\$31,074,122
TD	5,084,404	\$414,117,261
CM	4,665,833	\$667,306,099
NA	4,218,542	\$406,810,587
BCE	3,852,266	\$247,720,027

Top 20 TSX Symbols by Value

Symbol	TSX Volume	TSX Value
TRP	17,807,769	\$1,093,066,776
CM	4,665,833	\$667,306,099
CNQ	15,021,467	\$619,710,890
BNS	5,951,606	\$455,904,966
TD	5,084,404	\$414,117,261
NA	4,218,542	\$406,810,587
RY	3,026,017	\$379,615,948
SHOP	174,966	\$320,456,098
ENB	5,851,464	\$291,621,586
BCE	3,852,266	\$247,720,027
CNR	1,652,458	\$242,851,213
CP	2,811,759	\$235,228,660
SU	8,643,091	\$206,789,088
BMO	1,631,890	\$203,880,562
SLF	2,657,507	\$168,428,127
NTR	2,063,120	\$162,665,506
MFC	6,361,038	\$151,180,477
POW	2,938,932	\$125,142,278
FM	5,496,221	\$116,466,378
MG	1,198,781	\$112,834,252

ETF Trading

Daily Volume	44,492,611	Average Trade Value	\$8,733
Daily Value	\$1,021,520,588	Average Trade Size	380
# Trades	116,974	# of ETFs Traded	861

Top 10 ETFs by TSX Volume

Symbol	Market Volume	Market Value
HND	3,713,816	\$8,861,554
XIU	3,410,348	\$103,521,367
HUV	1,731,953	\$24,289,704
ETHX.B	1,595,157	\$23,048,549
ZEB	1,559,868	\$55,491,743
BTCC.B	1,407,014	\$11,720,063
XEG	1,294,141	\$10,594,567
HXT	1,247,995	\$58,851,979
HSD	1,200,447	\$9,271,259
ZSP	828,240	\$50,753,863

Top 10 ETFs by TSX Value

Symbol	Market Volume	Market Value
XIU	3,410,348	\$103,521,367
HXT	1,247,995	\$58,851,979
ZEB	1,559,868	\$55,491,743
ZSP	828,240	\$50,753,863
XSP	758,239	\$35,503,504
VFV	347,340	\$34,434,339
XFN	621,278	\$28,720,694
VUN	331,204	\$25,900,355
XIC	787,491	\$25,294,516
HUV	1,731,953	\$24,289,704

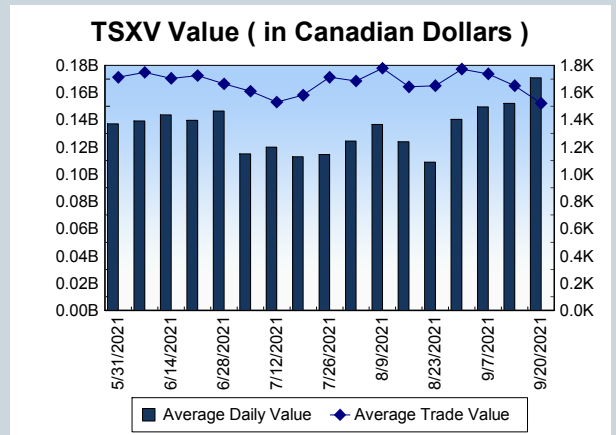
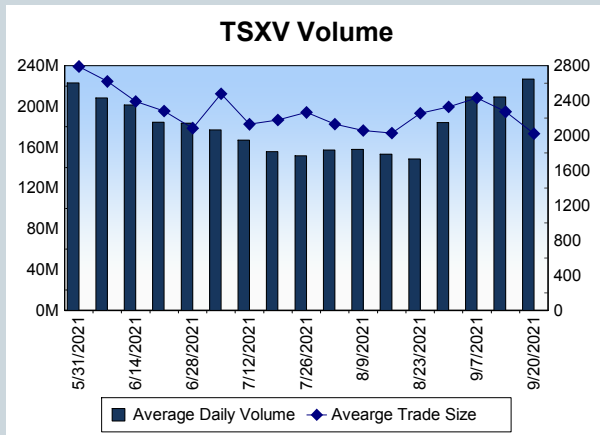
Block Trades	Non Block Trades
917	1,397,895

Top 5 Block Trade Brokers by Volume	
Broker	TSX Block Volume
RBC CAPITAL MARKETS	26,509,900
GOLDMAN SACHS CANADA I	21,307,900
NATIONAL BANK FINANCIAL	20,600,900
BMO NESBITT BURNS INC.	19,530,900
TD SECURITIES INC.	9,872,100

Top 5 Block Trade Symbols by Volume	
Symbol	TSX Block Volume
TRP	15,476,900
CNQ	11,522,100
SU	3,755,400
NA	3,105,700
CM	3,066,700

TSXV	
Daily Volume	226,941,839
Daily Value	\$170,917,385
Daily Trades	112,338
Daily Symbols Traded	1,309

TSXV ANONYMOUS TRADING	
Daily Volume	111,838,370
Daily Value	\$85,551,118
Average Trade Size	2,481
% TSXV Volume	49.28%



Top 20 TSXV Symbols by Volume		
Symbol	TSXV Volume	TSXV Value
CMC	6,195,221	\$4,139,728
TKX	5,806,698	\$561,501
FD	4,962,243	\$17,477,149
FOBI	4,053,759	\$12,824,440
GXU	3,221,717	\$1,284,131
QCCU	2,610,808	\$572,754
AAZ	2,448,730	\$218,633
HIVE	2,068,161	\$6,831,227
AEC	2,046,950	\$285,775
SSE	1,957,700	\$79,146
EMO	1,659,618	\$2,251,803
KS	1,595,695	\$87,912
VERT	1,544,622	\$207,629
UNO.H	1,517,605	\$70,070
BITF	1,479,708	\$8,632,556
CSTR	1,469,119	\$199,178
VPT	1,447,172	\$727,736
MTLO	1,424,365	\$181,597
CCCM	1,422,546	\$307,032
PTU	1,417,563	\$180,129

Top 20 TSXV Symbols by Value		
Symbol	TSXV Volume	TSXV Value
FD	4,962,243	\$17,477,149
FOBI	4,053,759	\$12,824,440
BITF	1,479,708	\$8,632,556
HIVE	2,068,161	\$6,831,227
TOI	49,432	\$6,682,369
CMC	6,195,221	\$4,139,728
NFG	551,139	\$3,774,598
NLC	823,304	\$3,480,438
RECO	495,716	\$3,148,803
ISO	705,577	\$3,087,092
PRYM	524,968	\$2,328,069
EMO	1,659,618	\$2,251,803
EU	1,261,140	\$2,182,938
URC	406,005	\$2,123,373
FOM	1,054,506	\$2,116,152
SLI	240,292	\$1,963,976
DOC	1,076,418	\$1,754,586
DME	661,392	\$1,626,065
DSV	1,200,822	\$1,565,321
LI	674,385	\$1,528,619

Dark TSX/TSXV Trading			
Volume	21,661,880	Daily Trades	84,529
Value	627,275,199	Daily Symbols Traded	1,398