



September 21, 2021

For more information, email trading_sales@tsx.com
 Visit our blog at <http://exchange.tmx.com/>

Indices	September 21 Close	Previous Close	Change	% Change
S&P/TSX Composite Index	20,244.29			%
S&P/TSX 60 Index	1,211.14			%
S&P/TSX Venture Composite	868.61			%
S&P/TSX Completion Index	1,221.76			%
S&P/TSX Smallcap Index	747.67			%

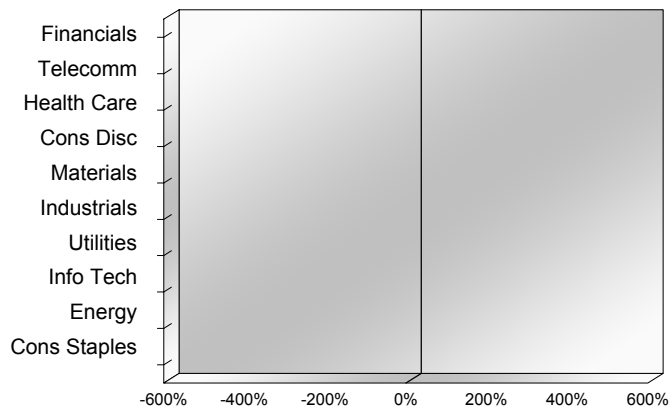
S&P/TSX Composite Index		
Advancers	Decliners	Unchanged
0	0	0

S&P/TSX Composite Index			
Top 10 Index Contributors		Top 10 Index Detractors	
Constituent	Index Contribution	Constituent	Index Contribution

S&P/TSX Composite Index			
Top 10 Advancers		Top 10 Decliners	
Constituent	Return	Constituent	Return
	%		%

S&P/TSX Composite Index				
Sector	# of Index Constituents	Weight	Market Cap (\$B)	Index Contribution
Financials	28	%	\$916.54	
Communication Services	7	%	\$143.87	
Health Care	9	%	\$29.74	
Consumer Discretionary	14	%	\$109.09	
Materials	55	%	\$330.44	
Industrials	30	%	\$336.38	
Utilities	16	%	\$137.43	
Information Technology	15	%	\$356.15	
Energy	23	%	\$359.44	
Consumer Staples	13	%	\$107.80	
S&P/TSX Composite Index	210	%	\$2,826.87	

S&P/TSX Composite Index - Sectors Returns



This report is published by TSX Inc. TSX Inc. does not guarantee either the completeness or the accuracy of this information. The information contained in this report is provided for informational purposes only and you agree not to rely upon the information contained in this report for any trading, business or financial purpose. These sheets are printed in Canada and issued by TSX Inc. under the express condition, to which everyone receiving or making use thereof assents, that no liability shall be incurred by TSX Inc. or its affiliated companies or any other vendor or donor, including, without limitation, for reliance on or for any errors or inaccuracies in this report. Neither TMX Group Limited, TSX Inc., nor any of their affiliated companies, guarantees the completeness of the information contained in this document and are not responsible for any errors or omission in or your use of, or reliance on, the information. This publication is under copyright. © 2015 TSX Inc. All rights reserved. Do not copy, distribute, sell or modify this publication without the prior written consent of TSX Inc. www.tmx.com/trading

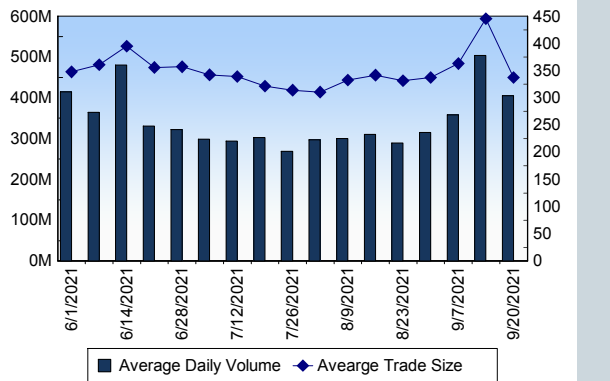
TSX

Daily Volume	344,487,771
Daily Value	\$9,628,220,185
Daily Trades	1,003,252
Daily Symbols Traded	2,108

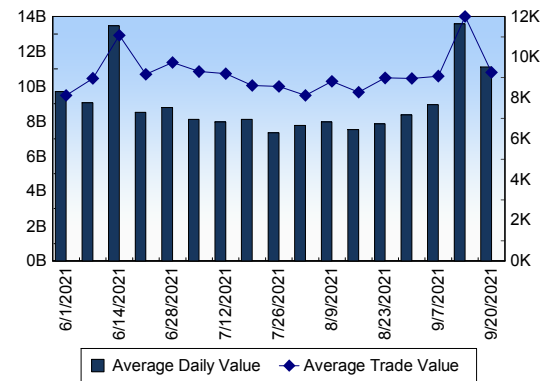
TSX ANONYMOUS TRADING

Daily Volume	161,298,792
Daily Value	\$4,908,470,740
Average Trade Size	306
% TSX Volume	46.82 %

TSX Volume



TSX Value (in Canadian Dollars)



Top 20 TSX Symbols by Volume

Symbol	TSX Volume	TSX Value
CNQ	16,460,184	\$684,926,276
CVE	10,300,663	\$111,400,359
NA	6,312,109	\$602,730,301
ENB	5,634,522	\$283,494,516
SU	5,483,165	\$132,914,743
CM	5,062,775	\$724,627,102
OREA	4,565,737	\$1,356,477
DML	4,516,690	\$8,439,358
FM	4,016,025	\$84,694,860
FCU	3,992,876	\$3,773,203
TD	3,894,240	\$320,551,358
BBD.B	3,879,961	\$7,117,836
K	3,870,107	\$27,415,566
HND	3,827,981	\$10,039,165
NXE	3,820,017	\$23,068,790
MFC	3,730,574	\$88,627,953
SRX	3,712,998	\$17,389,217
BTO	3,665,440	\$16,902,063
BTE	3,314,016	\$9,142,546
TRP	3,260,660	\$201,604,019

Top 20 TSX Symbols by Value

Symbol	TSX Volume	TSX Value
CM	5,062,775	\$724,627,102
CNQ	16,460,184	\$684,926,276
NA	6,312,109	\$602,730,301
TD	3,894,240	\$320,551,358
ENB	5,634,522	\$283,494,516
SHOP	130,997	\$241,276,920
RY	1,691,788	\$212,841,637
QSR	2,583,773	\$206,209,946
BCE	3,124,571	\$202,919,317
TRP	3,260,660	\$201,604,019
BNS	2,572,880	\$198,253,694
BMO	1,498,826	\$188,067,442
CP	2,109,091	\$176,014,334
CNR	1,171,486	\$172,797,997
SLF	2,167,562	\$136,859,557
BAM.A	1,923,487	\$133,282,260
SU	5,483,165	\$132,914,743
CVE	10,300,663	\$111,400,359
LSPD	634,472	\$100,244,770
XIU	3,210,180	\$98,240,816

ETF Trading

Daily Volume	30,232,747	Average Trade Value	\$9,512
Daily Value	\$597,515,324	Average Trade Size	481
# Trades	62,815	# of ETFs Traded	844

Top 10 ETFs by TSX Volume

Symbol	Market Volume	Market Value
HND	3,827,981	\$10,039,165
XIU	3,210,180	\$98,240,816
BTCC.B	2,153,668	\$17,471,919
BTCC.U	1,108,473	\$8,904,749
ETHX.B	1,094,887	\$15,345,491
HUV	910,530	\$12,206,772
XEG	811,248	\$6,736,233
HGU	664,432	\$10,460,913
HNU	646,732	\$11,592,914
ZEB	610,842	\$21,863,320

Top 10 ETFs by TSX Value

Symbol	Market Volume	Market Value
XIU	3,210,180	\$98,240,816
HXT	544,689	\$25,900,271
ZSP	375,972	\$23,148,123
ZEB	610,842	\$21,863,320
VUN	239,549	\$18,821,730
XIC	563,134	\$18,240,133
BTCC.B	2,153,668	\$17,471,919
XSP	358,157	\$16,861,841
XFN	353,887	\$16,505,709
VFV	158,930	\$15,824,391

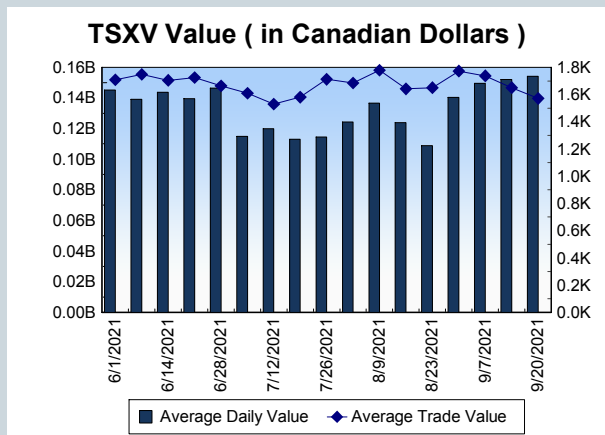
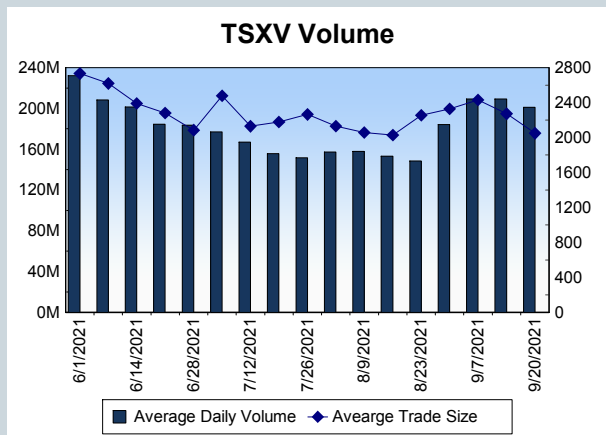
Block Trades	Non Block Trades
807	1,002,445

Top 5 Block Trade Brokers by Volume	
Broker	TSX Block Volume
GOLDMAN SACHS CANADA I	28,253,400
BMO NESBITT BURNS INC.	16,196,400
SCOTIA CAPITAL INC.	15,329,100
TD SECURITIES INC.	12,300,800
NATIONAL BANK FINANCIAL	9,632,100

Top 5 Block Trade Symbols by Volume	
Symbol	TSX Block Volume
CNQ	13,541,800
CVE	6,536,000
NA	5,347,700
CM	4,162,100
SRX	3,523,200

TSXV	
Daily Volume	175,053,076
Daily Value	\$137,357,076
Daily Trades	83,879
Daily Symbols Traded	1,248

TSXV ANONYMOUS TRADING	
Daily Volume	86,294,180
Daily Value	\$70,974,972
Average Trade Size	2,294
% TSXV Volume	49.30%



Top 20 TSXV Symbols by Volume		
Symbol	TSXV Volume	TSXV Value
FOBI	5,855,707	\$20,263,728
GUG	4,334,527	\$705,852
CMC	4,092,751	\$2,959,724
EAST	3,502,200	\$94,370
ROS	2,891,791	\$694,023
AEC	2,773,693	\$392,788
FO	2,735,915	\$410,738
UNO.H	2,590,436	\$122,273
FD	2,456,627	\$9,643,527
TKX	2,067,988	\$205,372
QCCU	2,034,010	\$501,127
HIVE	1,611,332	\$5,366,186
SGI	1,449,690	\$691,409
GXU	1,410,318	\$610,069
AAZ	1,218,657	\$117,889
BITF	1,178,064	\$6,599,506
CCCM	1,083,500	\$253,927
PBX	1,082,962	\$1,164,588
FORT	1,076,752	\$534,159
DMGI	1,073,232	\$983,121

Top 20 TSXV Symbols by Value		
Symbol	TSXV Volume	TSXV Value
FOBI	5,855,707	\$20,263,728
FD	2,456,627	\$9,643,527
BITF	1,178,064	\$6,599,506
TOI	46,887	\$6,351,703
HIVE	1,611,332	\$5,366,186
ISO	679,696	\$3,515,316
CMC	4,092,751	\$2,959,724
RECO	372,662	\$2,401,230
EU	1,059,538	\$1,972,823
NFG	270,612	\$1,885,217
LI	662,545	\$1,668,719
URC	283,139	\$1,616,967
NLC	345,458	\$1,556,564
ARTG	235,510	\$1,299,861
WE	124,980	\$1,297,321
PBX	1,082,962	\$1,164,588
ML	290,020	\$1,124,545
FOM	538,468	\$1,079,471
PKT	619,579	\$992,320
LAB	985,268	\$991,502

Dark TSX/TSXV Trading			
Volume	15,427,460	Daily Trades	56,948
Value	418,631,022	Daily Symbols Traded	1,328