



September 22, 2021

For more information, email trading_sales@tsx.com
 Visit our blog at <http://exchange.tmx.com/>

Indices	September 22 Close	Previous Close	Change	% Change
S&P/TSX Composite Index	20,401.49			%
S&P/TSX 60 Index	1,220.32			%
S&P/TSX Venture Composite	874.26			%
S&P/TSX Completion Index	1,232.03			%
S&P/TSX Smallcap Index	760.27			%

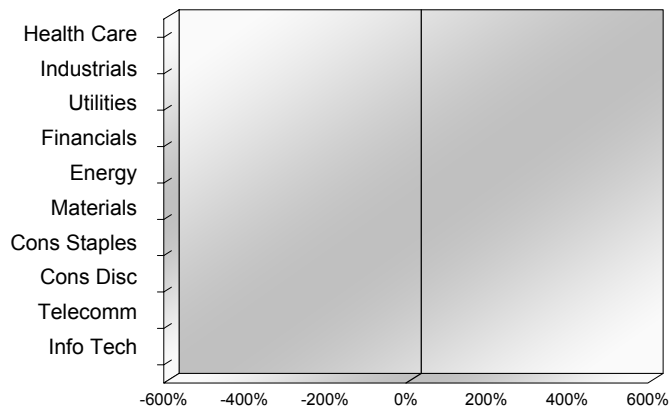
S&P/TSX Composite Index		
Advancers	Decliners	Unchanged
0	0	0

S&P/TSX Composite Index			
Top 10 Index Contributors		Top 10 Index Detractors	
Constituent	Index Contribution	Constituent	Index Contribution

S&P/TSX Composite Index			
Top 10 Advancers		Top 10 Decliners	
Constituent	Return	Constituent	Return
	%		%

S&P/TSX Composite Index				
Sector	# of Index Constituents	Weight	Market Cap (\$B)	Index Contribution
Health Care	9	%	\$30.29	
Industrials	30	%	\$337.02	
Utilities	16	%	\$138.08	
Financials	28	%	\$923.29	
Energy	23	%	\$365.73	
Materials	55	%	\$332.09	
Consumer Staples	13	%	\$107.60	
Consumer Discretionary	14	%	\$110.66	
Communication Services	7	%	\$143.83	
Information Technology	15	%	\$360.17	
S&P/TSX Composite Index	210	%	\$2,848.76	

S&P/TSX Composite Index - Sectors Returns



This report is published by TSX Inc. TSX Inc. does not guarantee either the completeness or the accuracy of this information. The information contained in this report is provided for informational purposes only and you agree not to rely upon the information contained in this report for any trading, business or financial purpose. These sheets are printed in Canada and issued by TSX Inc. under the express condition, to which everyone receiving or making use thereof assents, that no liability shall be incurred by TSX Inc. or its affiliated companies or any other vendor or donor, including, without limitation, for reliance on or for any errors or inaccuracies in this report. Neither TMX Group Limited, TSX Inc., nor any of their affiliated companies, guarantees the completeness of the information contained in this document and are not responsible for any errors or omission in or your use of, or reliance on, the information. This publication is under copyright. © 2015 TSX Inc. All rights reserved. Do not copy, distribute, sell or modify this publication without the prior written consent of TSX Inc. www.tmx.com/trading

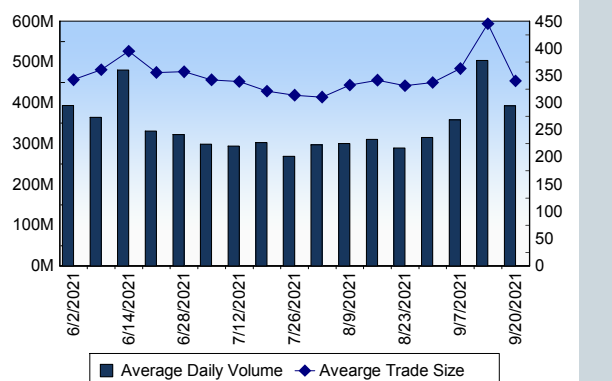
TSX

Daily Volume	367,715,065
Daily Value	\$8,740,000,591
Daily Trades	1,058,892
Daily Symbols Traded	2,042

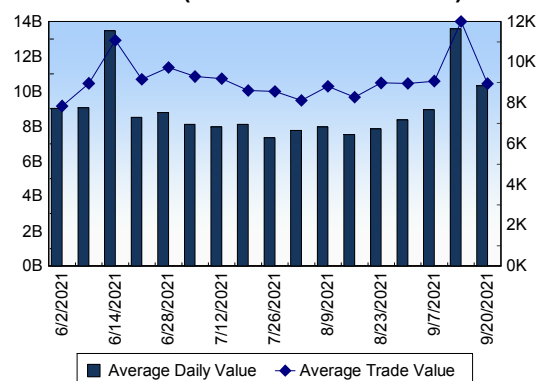
TSX ANONYMOUS TRADING

Daily Volume	176,699,491
Daily Value	\$4,203,219,003
Average Trade Size	323
% TSX Volume	48.05 %

TSX Volume



TSX Value (in Canadian Dollars)



Top 20 TSX Symbols by Volume

Symbol	TSX Volume	TSX Value
BTE	14,889,521	\$45,108,273
CNQ	10,660,796	\$459,094,808
SU	10,528,766	\$265,428,727
CVE	7,544,065	\$87,106,999
BBD.B	6,235,794	\$11,811,428
DML	4,679,124	\$8,529,711
TRP	4,678,872	\$289,823,764
CPG	4,549,637	\$23,044,687
VLE	4,392,786	\$1,931,569
K	4,286,480	\$30,202,774
TVE	4,049,048	\$12,142,979
BTO	3,915,670	\$18,057,646
FM	3,790,323	\$84,677,456
CM	3,503,731	\$503,862,578
HUT	3,029,986	\$32,634,751
TD	2,977,885	\$245,172,861
ARX	2,977,481	\$30,770,989
PPL	2,956,876	\$118,748,041
ABX	2,794,283	\$66,189,333
TECK.B	2,723,318	\$86,532,483

Top 20 TSX Symbols by Value

Symbol	TSX Volume	TSX Value
CM	3,503,731	\$503,862,578
CNQ	10,660,796	\$459,094,808
TRP	4,678,872	\$289,823,764
SU	10,528,766	\$265,428,727
TD	2,977,885	\$245,172,861
RY	1,649,429	\$208,495,505
BNS	2,685,482	\$207,563,636
SHOP	105,509	\$196,734,526
NA	2,048,866	\$196,301,310
CP	2,058,573	\$170,338,613
CNR	974,674	\$143,432,577
BCE	2,014,814	\$130,696,965
BMO	958,161	\$121,305,380
PPL	2,956,876	\$118,748,041
LSPD	707,724	\$113,863,915
ENB	2,134,601	\$107,802,721
POW	2,486,990	\$105,539,342
SLF	1,545,317	\$98,330,742
BAM.A	1,364,760	\$96,544,916
TOU	2,319,043	\$94,166,306

ETF Trading

Daily Volume	27,083,130	Average Trade Value	\$10,488
Daily Value	\$586,385,236	Average Trade Size	484
# Trades	55,908	# of ETFs Traded	800

Top 10 ETFs by TSX Volume

Symbol	Market Volume	Market Value
XIU	2,292,720	\$70,640,654
XEG	2,005,278	\$17,268,381
HND	1,830,715	\$4,762,172
BTCC.B	1,367,608	\$11,220,571
HGU	800,764	\$12,373,400
HUV	687,573	\$8,622,399
ETHX.B	672,887	\$9,529,060
XGD	646,738	\$11,188,594
HSD	569,009	\$4,289,854
HXT	545,591	\$26,136,619

Top 10 ETFs by TSX Value

Symbol	Market Volume	Market Value
XIU	2,292,720	\$70,640,654
VUN	339,534	\$26,756,100
VFV	264,905	\$26,424,426
HXT	545,591	\$26,136,619
ZSP	382,603	\$23,589,892
XEG	2,005,278	\$17,268,381
XSP	335,694	\$15,913,919
XUT	485,498	\$15,085,445
XFN	294,106	\$13,780,520
ZEB	380,605	\$13,644,849

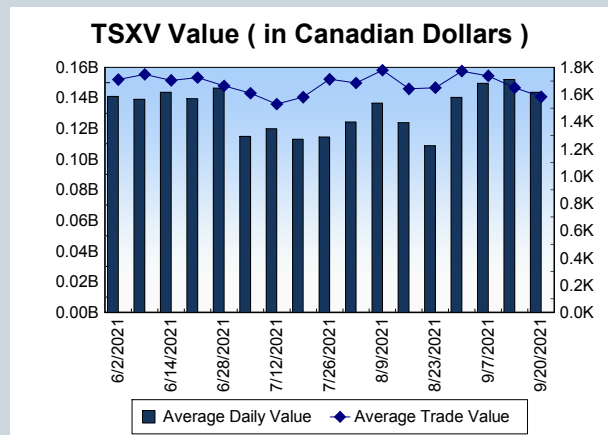
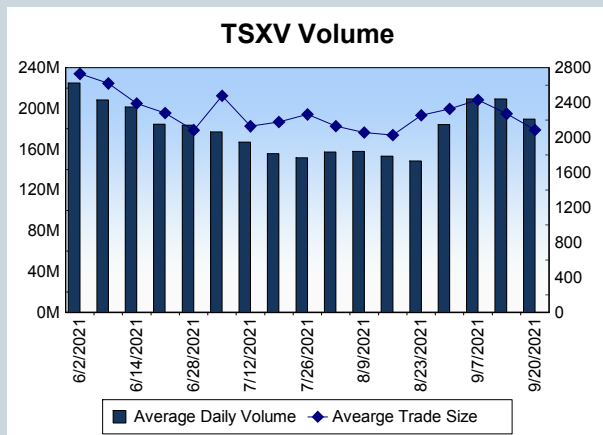
Block Trades	Non Block Trades
804	1,058,088

Top 5 Block Trade Brokers by Volume	
Broker	TSX Block Volume
BMO NESBITT BURNS INC.	17,085,000
RBC CAPITAL MARKETS	9,683,600
INSTINET CANADA LTD.	7,882,000
TD SECURITIES INC.	7,275,500
NATIONAL BANK FINANCIAL	4,937,200

Top 5 Block Trade Symbols by Volume	
Symbol	TSX Block Volume
CNQ	6,729,500
SU	4,522,400
BTE	4,368,700
TRP	3,554,400
CM	2,701,800

TSXV	
Daily Volume	166,092,723
Daily Value	\$122,626,568
Daily Trades	76,033
Daily Symbols Traded	1,233

TSXV ANONYMOUS TRADING	
Daily Volume	83,950,008
Daily Value	\$66,434,702
Average Trade Size	2,441
% TSXV Volume	50.54%



Top 20 TSXV Symbols by Volume		
Symbol	TSXV Volume	TSXV Value
AAZ	3,710,654	\$324,238
FD	3,710,600	\$11,114,179
QTA	3,563,070	\$274,207
FOBI	2,680,768	\$8,325,698
TKX	2,463,800	\$253,861
GUG	2,379,533	\$357,797
AEC	2,279,004	\$327,386
QCCU	2,141,786	\$600,600
CMC	1,981,889	\$1,379,167
HIVE	1,917,187	\$6,768,714
UNO.H	1,709,073	\$76,979
NXO	1,532,848	\$1,157,513
AMR	1,495,160	\$83,344
PBX	1,438,371	\$1,593,575
ROS	1,417,015	\$342,939
PEGA	1,388,962	\$98,423
DM	1,325,572	\$237,775
PRO	1,324,524	\$56,172
NEE	1,221,951	\$331,453
DMGI	1,187,251	\$1,170,567

Top 20 TSXV Symbols by Value		
Symbol	TSXV Volume	TSXV Value
FD	3,710,600	\$11,114,179
FOBI	2,680,768	\$8,325,698
TOI	59,096	\$8,000,101
HIVE	1,917,187	\$6,768,714
BITF	990,431	\$5,765,318
ZEN	667,740	\$3,114,541
ISO	446,871	\$2,330,377
SLI	202,058	\$1,774,806
NFG	242,917	\$1,741,322
URC	281,016	\$1,595,072
PBX	1,438,371	\$1,593,575
CMC	1,981,889	\$1,379,167
EU	639,852	\$1,211,960
RECO	186,660	\$1,205,601
DMGI	1,187,251	\$1,170,567
NXO	1,532,848	\$1,157,513
AMC	328,795	\$1,116,848
NBVA	1,037,894	\$997,175
LI	381,285	\$974,270
NLC	201,089	\$932,057

Dark TSX/TSXV Trading			
Volume	18,707,950	Daily Trades	69,616
Value	499,293,424	Daily Symbols Traded	1,317