



September 24, 2021

For more information, email [trading\\_sales@tsx.com](mailto:trading_sales@tsx.com)  
 Visit our blog at <http://exchange.tmx.com/>

Indices	September 24 Close	Previous Close	Change	% Change
S&P/TSX Composite Index	20,402.66			%
S&P/TSX 60 Index	1,221.73			%
S&P/TSX Venture Composite	876.13			%
S&P/TSX Completion Index	1,227.34			%
S&P/TSX Smallcap Index	759.00			%

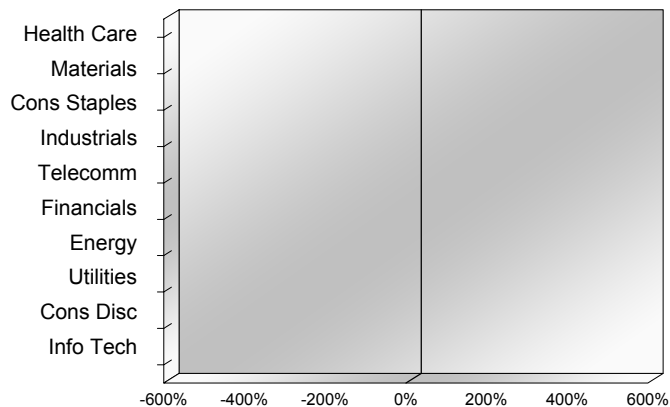
S&P/TSX Composite Index		
Advancers	Decliners	Unchanged
0	0	0

S&P/TSX Composite Index			
Top 10 Index Contributors		Top 10 Index Detractors	
Constituent	Index Contribution	Constituent	Index Contribution

S&P/TSX Composite Index			
Top 10 Advancers		Top 10 Decliners	
Constituent	Return	Constituent	Return
	%		%

S&P/TSX Composite Index				
Sector	# of Index Constituents	Weight	Market Cap (\$B)	Index Contribution
Health Care	9	%	\$30.01	
Materials	55	%	\$326.56	
Consumer Staples	13	%	\$107.49	
Industrials	30	%	\$336.85	
Communication Services	7	%	\$143.69	
Financials	28	%	\$931.57	
Energy	23	%	\$372.50	
Utilities	16	%	\$135.88	
Consumer Discretionary	13	%	\$108.02	
Information Technology	15	%	\$354.67	
<b>S&amp;P/TSX Composite Index</b>	<b>209</b>	<b>%</b>	<b>\$2,847.24</b>	

S&P/TSX Composite Index - Sectors Returns



This report is published by TSX Inc. TSX Inc. does not guarantee either the completeness or the accuracy of this information. The information contained in this report is provided for informational purposes only and you agree not to rely upon the information contained in this report for any trading, business or financial purpose. These sheets are printed in Canada and issued by TSX Inc. under the express condition, to which everyone receiving or making use thereof assents, that no liability shall be incurred by TSX Inc. or its affiliated companies or any other vendor or donor, including, without limitation, for reliance on or for any errors or inaccuracies in this report. Neither TMX Group Limited, TSX Inc., nor any of their affiliated companies, guarantees the completeness of the information contained in this document and are not responsible for any errors or omission in or your use of, or reliance on, the information. This publication is under copyright. © 2015 TSX Inc. All rights reserved. Do not copy, distribute, sell or modify this publication without the prior written consent of TSX Inc. [www.tmx.com/trading](http://www.tmx.com/trading)

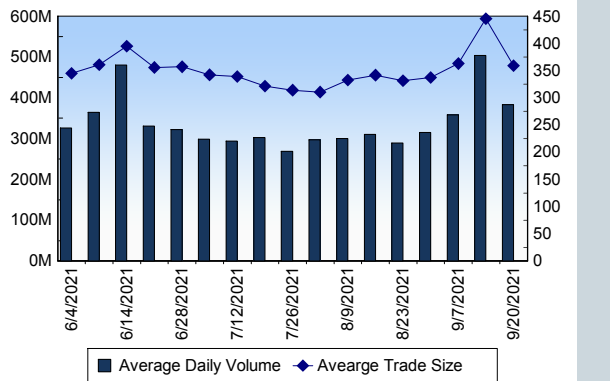
## TSX

Daily Volume	338,608,915
Daily Value	\$7,568,639,527
Daily Trades	870,200
Daily Symbols Traded	1,997

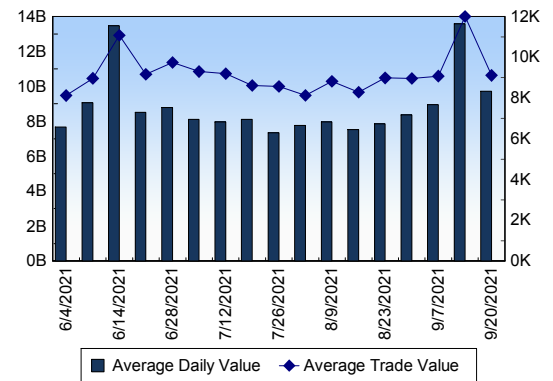
## TSX ANONYMOUS TRADING

Daily Volume	151,036,735
Daily Value	\$3,325,900,316
Average Trade Size	366
% TSX Volume	44.61 %

### TSX Volume



### TSX Value ( in Canadian Dollars )



### Top 20 TSX Symbols by Volume

Symbol	TSX Volume	TSX Value
AQN	7,660,898	\$146,909,137
BTE	7,246,539	\$23,080,353
WCP	7,163,294	\$44,962,342
ATH	6,819,855	\$5,983,709
BBD.B	6,584,086	\$13,300,942
TVE	6,126,801	\$18,954,826
POW	5,585,967	\$233,719,088
CPG	5,468,218	\$29,063,881
TRP	4,942,251	\$310,466,202
CVE	4,871,724	\$59,164,074
ARX	4,529,198	\$50,174,979
SU	4,499,068	\$115,278,000
FCU	4,143,742	\$3,525,315
NXE	3,955,676	\$22,931,835
BCE	3,739,323	\$242,060,881
DML	3,379,582	\$5,776,115
CR	3,308,683	\$8,827,197
RY	3,298,146	\$421,844,204
NA	3,258,571	\$312,244,858
ARG	3,204,219	\$3,912,390

### Top 20 TSX Symbols by Value

Symbol	TSX Volume	TSX Value
RY	3,298,146	\$421,844,204
NA	3,258,571	\$312,244,858
TRP	4,942,251	\$310,466,202
CM	1,889,776	\$275,683,839
BCE	3,739,323	\$242,060,881
BNS	3,002,025	\$234,891,317
POW	5,585,967	\$233,719,088
TD	2,572,348	\$214,180,098
AQN	7,660,898	\$146,909,137
SHOP	79,616	\$145,523,611
SU	4,499,068	\$115,278,000
CNR	778,466	\$114,159,340
CNQ	2,536,307	\$112,969,474
ENB	2,117,500	\$107,415,676
CP	1,252,678	\$104,166,188
BMO	799,414	\$102,776,065
TOU	2,313,240	\$100,460,475
AEM	1,277,380	\$82,082,820
LSPD	497,520	\$76,106,712
FNV	401,938	\$67,225,850

## ETF Trading

Daily Volume	23,624,536	Average Trade Value	\$7,511
Daily Value	\$405,418,667	Average Trade Size	438
# Trades	53,980	# of ETFs Traded	769

### Top 10 ETFs by TSX Volume

Symbol	Market Volume	Market Value
HND	2,888,732	\$6,635,360
ETHX.B	1,753,902	\$23,619,273
BTCC.B	1,372,661	\$10,903,785
XIU	1,200,819	\$37,009,517
XEG	1,048,200	\$9,339,787
XGD	823,362	\$13,734,230
HUV	554,214	\$6,390,187
BTCX.B	456,575	\$3,690,875
ETHX.U	412,606	\$5,501,411
HSD	397,202	\$2,920,789

### Top 10 ETFs by TSX Value

Symbol	Market Volume	Market Value
XIU	1,200,819	\$37,009,517
ETHX.B	1,753,902	\$23,619,273
XGD	823,362	\$13,734,230
BTCC.B	1,372,661	\$10,903,785
XEG	1,048,200	\$9,339,787
VFV	85,300	\$8,556,235
XFN	168,883	\$7,971,934
HNU	394,310	\$7,944,919
XIC	243,911	\$7,906,969
ZEB	206,027	\$7,488,310

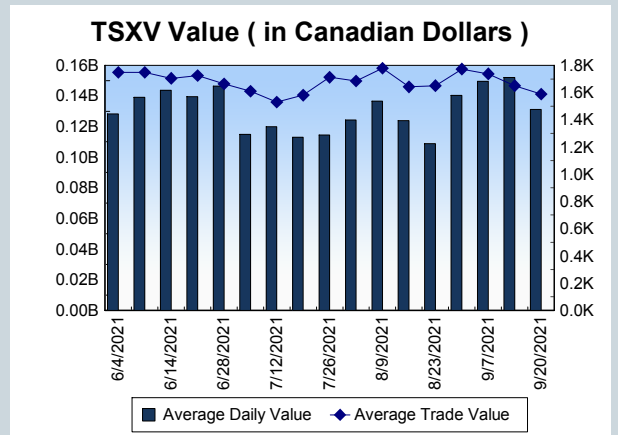
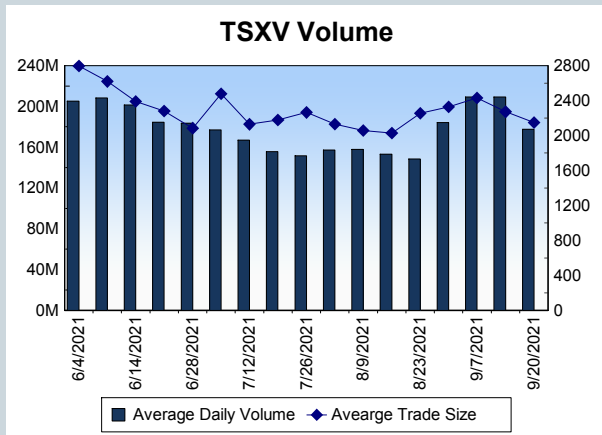
<b>Block Trades</b>	<b>Non Block Trades</b>
776	869,424

Top 5 Block Trade Brokers by Volume	
Broker	TSX Block Volume
BMO NESBITT BURNS INC.	16,966,600
GOLDMAN SACHS CANADA I	16,543,300
RBC CAPITAL MARKETS	11,112,900
TD SECURITIES INC.	10,680,700
NATIONAL BANK FINANCIAL	8,155,700

Top 5 Block Trade Symbols by Volume	
Symbol	TSX Block Volume
AQN	6,282,400
POW	4,545,300
TRP	3,439,400
BCE	3,031,500
ARG	2,797,400

TSXV	
Daily Volume	155,140,121
Daily Value	\$113,262,660
Daily Trades	70,379
Daily Symbols Traded	1,239

TSXV ANONYMOUS TRADING	
Daily Volume	76,575,593
Daily Value	\$61,242,344
Average Trade Size	2,528
% TSXV Volume	49.36%



Top 20 TSXV Symbols by Volume		
Symbol	TSXV Volume	TSXV Value
LITT	6,500,643	\$162,517
CMC	4,245,737	\$2,696,063
GUG	3,818,781	\$834,358
AFM	2,683,855	\$2,350,737
AAZ	2,545,235	\$206,309
FOBI	2,462,402	\$7,945,835
TKX	2,251,365	\$202,500
AEC	1,984,538	\$263,229
FD	1,675,768	\$3,625,095
AAT	1,601,500	\$139,243
VPT	1,510,151	\$898,657
HIVE	1,428,735	\$5,219,223
WML	1,385,836	\$725,033
CSTR	1,287,068	\$182,087
STMP	1,157,671	\$35,041
RIO	1,149,136	\$690,208
QCCU	1,142,606	\$326,270
NHHH	1,141,315	\$227,333
PEGA	1,107,000	\$84,760
JOR	1,054,600	\$54,848

Top 20 TSXV Symbols by Value		
Symbol	TSXV Volume	TSXV Value
FOBI	2,462,402	\$7,945,835
BITF	930,115	\$5,735,511
HIVE	1,428,735	\$5,219,223
NFG	547,067	\$4,631,470
TOI	30,064	\$4,145,068
FD	1,675,768	\$3,625,095
SLI	283,478	\$2,838,874
ZEN	538,073	\$2,800,005
CMC	4,245,737	\$2,696,063
ISO	613,854	\$2,658,722
AFM	2,683,855	\$2,350,737
EU	822,039	\$1,417,162
FIL	144,816	\$1,303,644
URC	258,254	\$1,272,521
STC	393,959	\$1,241,976
NOU	158,958	\$1,202,929
NLC	258,857	\$1,191,183
VXTR	1,038,833	\$1,133,265
ARTG	198,979	\$1,101,404
ML	280,854	\$1,088,607

Dark TSX/TSXV Trading			
Volume	15,849,490	Daily Trades	53,628
Value	354,629,422	Daily Symbols Traded	1,243