



September 28, 2021

For more information, email trading_sales@tsx.com
 Visit our blog at <http://exchange.tmx.com/>

Indices	September 28 Close	Previous Close	Change	% Change
S&P/TSX Composite Index	20,174.14			%
S&P/TSX 60 Index	1,209.00			%
S&P/TSX Venture Composite	867.59			%
S&P/TSX Completion Index	1,210.16			%
S&P/TSX Smallcap Index	755.65			%

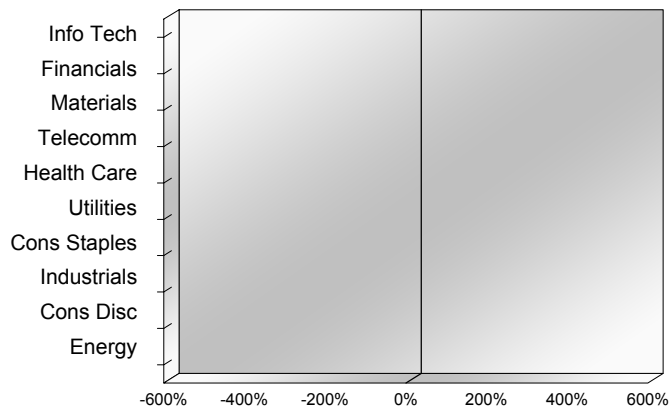
S&P/TSX Composite Index		
Advancers	Decliners	Unchanged
0	0	0

S&P/TSX Composite Index			
Top 10 Index Contributors		Top 10 Index Detractors	
Constituent	Index Contribution	Constituent	Index Contribution

S&P/TSX Composite Index			
Top 10 Advancers		Top 10 Decliners	
Constituent	Return	Constituent	Return
	%		%

S&P/TSX Composite Index				
Sector	# of Index Constituents	Weight	Market Cap (\$B)	Index Contribution
Information Technology	15	%	\$336.75	
Financials	28	%	\$927.91	
Materials	55	%	\$325.26	
Communication Services	7	%	\$141.51	
Health Care	9	%	\$30.03	
Utilities	16	%	\$133.48	
Consumer Staples	13	%	\$105.60	
Industrials	30	%	\$333.72	
Consumer Discretionary	13	%	\$106.21	
Energy	23	%	\$376.10	
S&P/TSX Composite Index	209	%	\$2,816.57	

S&P/TSX Composite Index - Sectors Returns



This report is published by TSX Inc. TSX Inc. does not guarantee either the completeness or the accuracy of this information. The information contained in this report is provided for informational purposes only and you agree not to rely upon the information contained in this report for any trading, business or financial purpose. These sheets are printed in Canada and issued by TSX Inc. under the express condition, to which everyone receiving or making use thereof assents, that no liability shall be incurred by TSX Inc. or its affiliated companies or any other vendor or donor, including, without limitation, for reliance on or for any errors or inaccuracies in this report. Neither TMX Group Limited, TSX Inc., nor any of their affiliated companies, guarantees the completeness of the information contained in this document and are not responsible for any errors or omission in or your use of, or reliance on, the information. This publication is under copyright. © 2015 TSX Inc. All rights reserved. Do not copy, distribute, sell or modify this publication without the prior written consent of TSX Inc. www.tmx.com/trading

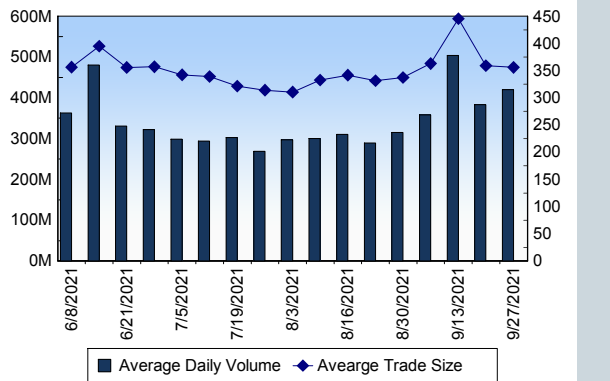
TSX

Daily Volume	415,773,793
Daily Value	\$10,922,112,974
Daily Trades	1,268,500
Daily Symbols Traded	2,098

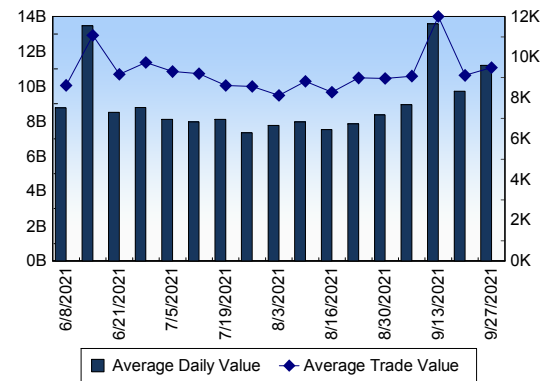
TSX ANONYMOUS TRADING

Daily Volume	183,830,049
Daily Value	\$4,892,333,231
Average Trade Size	302
% TSX Volume	44.21 %

TSX Volume



TSX Value (in Canadian Dollars)



Top 20 TSX Symbols by Volume

Symbol	TSX Volume	TSX Value
BNS	11,676,931	\$919,923,928
HND	9,994,040	\$16,999,597
BBD.B	8,775,646	\$17,823,832
CPG	8,406,650	\$48,313,080
BTE	8,271,371	\$28,887,064
WCP	7,718,797	\$53,385,356
CVE	7,684,081	\$97,612,622
SU	7,408,304	\$197,464,586
TRP	6,953,150	\$428,243,268
NA	5,485,169	\$529,509,205
CNQ	5,272,662	\$240,304,945
TD	5,116,067	\$433,414,317
ATH	5,032,070	\$4,417,478
XIU	4,544,902	\$138,945,707
HWX	4,512,179	\$20,629,438
TVE	4,492,962	\$14,452,901
K	4,259,778	\$28,537,071
ABX	4,043,691	\$91,740,522
ARX	4,020,442	\$45,945,902
FCU	3,750,173	\$3,107,302

Top 20 TSX Symbols by Value

Symbol	TSX Volume	TSX Value
BNS	11,676,931	\$919,923,928
NA	5,485,169	\$529,509,205
CM	3,276,070	\$469,740,903
TD	5,116,067	\$433,414,317
TRP	6,953,150	\$428,243,268
SHOP	176,995	\$308,706,639
RY	2,426,058	\$307,102,544
CNQ	5,272,662	\$240,304,945
SU	7,408,304	\$197,464,586
ENB	3,535,584	\$178,937,980
CNR	1,153,109	\$169,324,317
CP	2,004,002	\$167,760,383
QSR	2,029,338	\$158,442,962
BMO	1,107,368	\$142,139,978
XIU	4,544,902	\$138,945,707
BCE	2,173,606	\$138,130,174
LSPD	935,775	\$134,858,510
TOU	3,082,301	\$134,803,093
NTR	1,480,779	\$122,784,302
KL	2,365,718	\$121,170,357

ETF Trading

Daily Volume	43,754,463	Average Trade Value	\$9,708
Daily Value	\$848,659,431	Average Trade Size	501
# Trades	87,416	# of ETFs Traded	835

Top 10 ETFs by TSX Volume

Symbol	Market Volume	Market Value
HND	9,994,040	\$16,999,597
XIU	4,544,902	\$138,945,707
XEG	2,821,591	\$26,181,228
HNU	1,406,072	\$36,699,606
HUV	1,391,305	\$17,389,179
HXT	1,183,641	\$56,212,363
ZEB	909,662	\$33,022,728
XGD	889,189	\$14,631,182
ETHX.B	838,111	\$11,229,670
ZWU	604,847	\$7,668,764

Top 10 ETFs by TSX Value

Symbol	Market Volume	Market Value
XIU	4,544,902	\$138,945,707
HXT	1,183,641	\$56,212,363
HNU	1,406,072	\$36,699,606
ZEB	909,662	\$33,022,728
XSP	575,521	\$27,089,935
XEG	2,821,591	\$26,181,228
VFV	238,963	\$23,584,005
XFN	466,916	\$21,980,303
XQQ	173,352	\$20,132,549
XIC	564,828	\$18,128,862

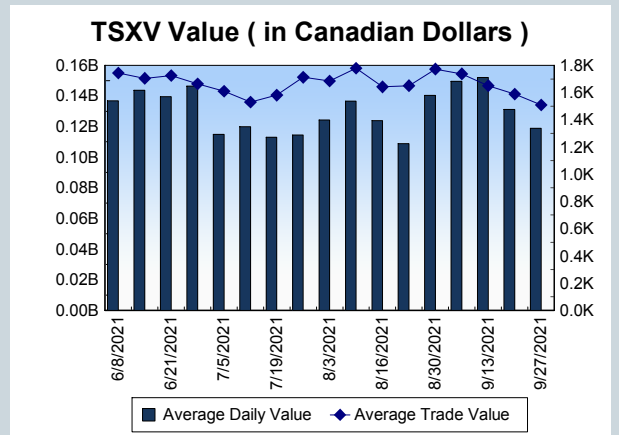
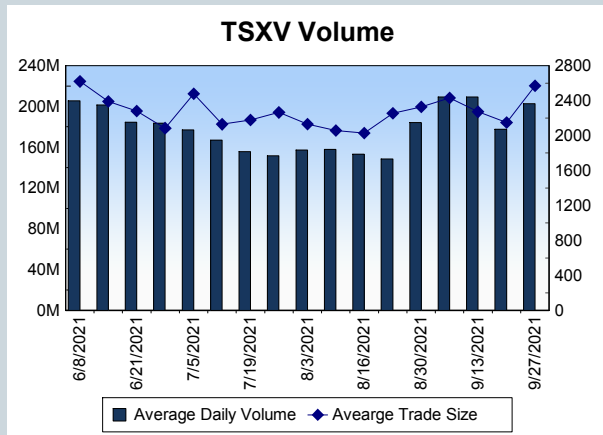
Block Trades	Non Block Trades
1,007	1,267,493

Top 5 Block Trade Brokers by Volume	
Broker	TSX Block Volume
GOLDMAN SACHS CANADA I	14,469,700
NATIONAL BANK FINANCIAL	8,841,600
RBC CAPITAL MARKETS	8,716,000
TD SECURITIES INC.	8,656,600
BMO NESBITT BURNS INC.	8,447,500

Top 5 Block Trade Symbols by Volume	
Symbol	TSX Block Volume
BNS	9,625,600
NA	4,797,100
TRP	4,571,700
WCP	2,408,600
CM	2,002,600

TSXV	
Daily Volume	194,735,560
Daily Value	\$119,586,472
Daily Trades	78,606
Daily Symbols Traded	1,296

TSXV ANONYMOUS TRADING	
Daily Volume	90,477,305
Daily Value	\$61,239,021
Average Trade Size	2,704
% TSXV Volume	46.46%



Top 20 TSXV Symbols by Volume		
Symbol	TSXV Volume	TSXV Value
CMC	12,067,586	\$5,452,299
GRO	5,991,000	\$264,913
BUF	3,614,800	\$157,981
VPT	3,612,494	\$1,884,110
FD	3,179,255	\$4,947,487
CQR	3,098,823	\$527,341
GUG	1,949,728	\$429,585
ATU	1,830,365	\$533,552
JOR	1,825,500	\$95,025
SOU	1,753,000	\$109,420
NCI	1,688,538	\$85,461
QCCU	1,686,921	\$619,500
RTH	1,598,000	\$40,950
THX	1,514,900	\$386,519
FOBI	1,377,386	\$4,740,931
HIVE	1,265,986	\$4,333,404
RUM	1,250,000	\$225,000
AAZ	1,191,450	\$95,076
GDNP	1,188,024	\$967,089
FLWR	1,167,751	\$117,634

Top 20 TSXV Symbols by Value		
Symbol	TSXV Volume	TSXV Value
TOI	54,858	\$7,373,494
CMC	12,067,586	\$5,452,299
SLI	487,780	\$5,195,726
FD	3,179,255	\$4,947,487
FOBI	1,377,386	\$4,740,931
HIVE	1,265,986	\$4,333,404
BITF	745,602	\$4,108,141
ML	662,306	\$2,495,824
ZEN	435,010	\$2,491,896
ISO	580,836	\$2,373,844
VPT	3,612,494	\$1,884,110
URC	334,047	\$1,727,661
RECO	255,205	\$1,599,849
NFG	187,777	\$1,531,638
FIL	131,900	\$1,203,353
NLC	247,391	\$1,129,033
PRYM	269,912	\$1,085,344
EMO	821,814	\$1,077,508
SVI	169,193	\$1,014,229
DOC	617,621	\$973,491

Dark TSX/TSXV Trading			
Volume	20,447,280	Daily Trades	77,557
Value	635,037,826	Daily Symbols Traded	1,414