



September 29, 2021

For more information, email trading_sales@tsx.com
 Visit our blog at <http://exchange.tmx.com/>

| Indices | September 29 Close | Previous Close | Change | % Change |
|---------------------------|--------------------|----------------|--------|----------|
| S&P/TSX Composite Index | 20,158.14 | | | % |
| S&P/TSX 60 Index | 1,209.60 | | | % |
| S&P/TSX Venture Composite | 856.27 | | | % |
| S&P/TSX Completion Index | 1,203.64 | | | % |
| S&P/TSX Smallcap Index | 752.23 | | | % |

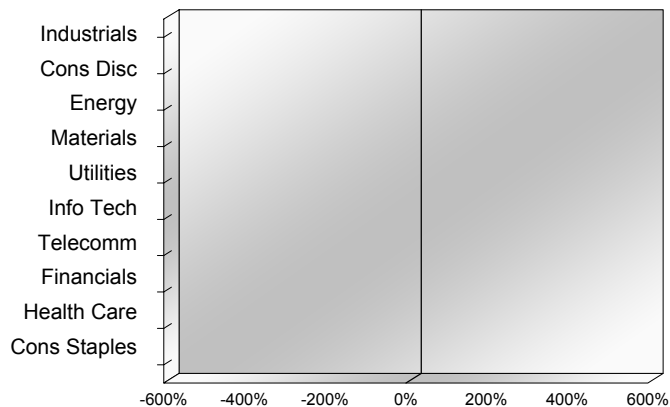
| S&P/TSX Composite Index | | |
|-------------------------|-----------|-----------|
| Advancers | Decliners | Unchanged |
| 0 | 0 | 0 |

| S&P/TSX Composite Index | | | |
|---------------------------|--------------------|-------------------------|--------------------|
| Top 10 Index Contributors | | Top 10 Index Detractors | |
| Constituent | Index Contribution | Constituent | Index Contribution |
| | | | |

| S&P/TSX Composite Index | | | |
|-------------------------|--------|------------------|--------|
| Top 10 Advancers | | Top 10 Decliners | |
| Constituent | Return | Constituent | Return |
| | % | | % |

| S&P/TSX Composite Index | | | | |
|------------------------------------|-------------------------|----------|-------------------|--------------------|
| Sector | # of Index Constituents | Weight | Market Cap (\$B) | Index Contribution |
| Industrials | 30 | % | \$334.34 | |
| Consumer Discretionary | 13 | % | \$106.08 | |
| Energy | 23 | % | \$377.60 | |
| Materials | 55 | % | \$322.94 | |
| Utilities | 16 | % | \$133.91 | |
| Information Technology | 15 | % | \$332.49 | |
| Communication Services | 7 | % | \$141.32 | |
| Financials | 28 | % | \$928.62 | |
| Health Care | 9 | % | \$29.61 | |
| Consumer Staples | 13 | % | \$107.50 | |
| S&P/TSX Composite Index | 209 | % | \$2,814.40 | |

S&P/TSX Composite Index - Sectors Returns



This report is published by TSX Inc. TSX Inc. does not guarantee either the completeness or the accuracy of this information. The information contained in this report is provided for informational purposes only and you agree not to rely upon the information contained in this report for any trading, business or financial purpose. These sheets are printed in Canada and issued by TSX Inc. under the express condition, to which everyone receiving or making use thereof assents, that no liability shall be incurred by TSX Inc. or its affiliated companies or any other vendor or donor, including, without limitation, for reliance on or for any errors or inaccuracies in this report. Neither TMX Group Limited, TSX Inc., nor any of their affiliated companies, guarantees the completeness of the information contained in this document and are not responsible for any errors or omission in or your use of, or reliance on, the information. This publication is under copyright. © 2015 TSX Inc. All rights reserved. Do not copy, distribute, sell or modify this publication without the prior written consent of TSX Inc. www.tmx.com/trading

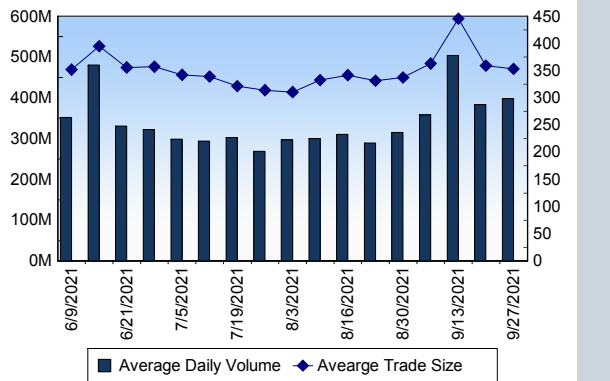
TSX

| | |
|----------------------|-----------------|
| Daily Volume | 353,890,099 |
| Daily Value | \$9,825,643,340 |
| Daily Trades | 1,018,568 |
| Daily Symbols Traded | 2,068 |

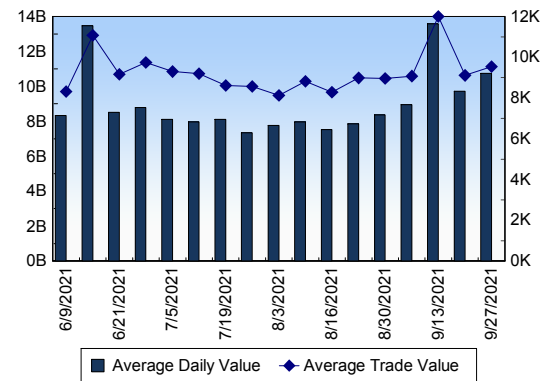
TSX ANONYMOUS TRADING

| | |
|--------------------|-----------------|
| Daily Volume | 172,608,165 |
| Daily Value | \$5,449,383,538 |
| Average Trade Size | 337 |
| % TSX Volume | 48.77 % |

TSX Volume



TSX Value (in Canadian Dollars)



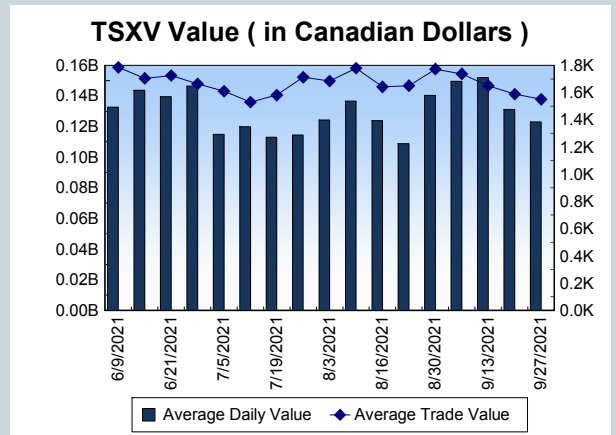
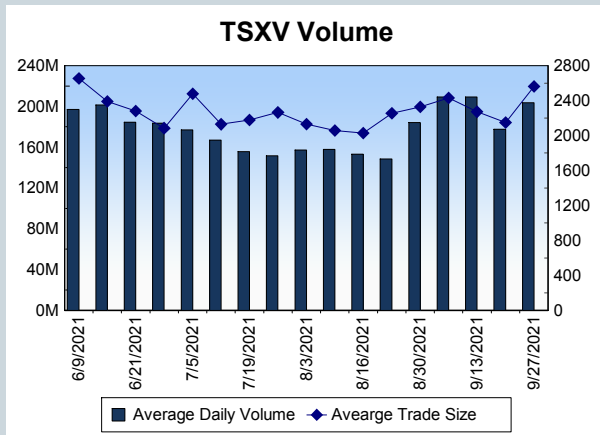
| | |
|---------------------|-------------------------|
| Block Trades | Non Block Trades |
| 927 | 1,017,641 |

| Top 5 Block Trade Brokers by Volume | |
|-------------------------------------|------------------|
| Broker | TSX Block Volume |
| BMO NESBITT BURNS INC. | 18,950,325 |
| GOLDMAN SACHS CANADA I | 16,569,700 |
| NATIONAL BANK FINANCIAL | 9,951,200 |
| TD SECURITIES INC. | 8,885,025 |
| RBC CAPITAL MARKETS | 8,141,900 |

| Top 5 Block Trade Symbols by Volume | |
|-------------------------------------|------------------|
| Symbol | TSX Block Volume |
| BNS | 13,570,100 |
| TD | 5,569,100 |
| CM | 4,362,600 |
| TRP | 3,505,100 |
| ARX | 2,312,500 |

| TSXV | |
|----------------------|---------------|
| Daily Volume | 205,212,173 |
| Daily Value | \$131,239,685 |
| Daily Trades | 80,515 |
| Daily Symbols Traded | 1,286 |

| TSXV ANONYMOUS TRADING | |
|------------------------|--------------|
| Daily Volume | 101,149,081 |
| Daily Value | \$70,549,541 |
| Average Trade Size | 2,842 |
| % TSXV Volume | 49.29% |



| Top 20 TSXV Symbols by Volume | | |
|-------------------------------|-------------|--------------|
| Symbol | TSXV Volume | TSXV Value |
| CMC | 28,000,978 | \$12,369,551 |
| VXL | 11,307,392 | \$1,227,664 |
| TKX | 4,527,270 | \$403,842 |
| GG | 3,301,754 | \$339,566 |
| CQR | 3,191,622 | \$593,079 |
| FIND | 3,123,183 | \$2,146,041 |
| GUG | 2,948,245 | \$843,793 |
| WATR | 2,637,032 | \$137,055 |
| FOBI | 2,582,727 | \$8,328,561 |
| PBX | 2,193,472 | \$2,180,437 |
| ADD | 2,108,466 | \$169,042 |
| RTH | 2,028,500 | \$41,950 |
| CSTR | 1,988,326 | \$270,239 |
| FD | 1,648,469 | \$2,183,699 |
| QCCU | 1,542,500 | \$503,066 |
| TAL | 1,516,857 | \$592,640 |
| HIVE | 1,501,703 | \$4,990,386 |
| BUF | 1,221,386 | \$48,860 |
| RR | 1,190,454 | \$73,841 |
| INFD | 1,171,000 | \$94,755 |

| Top 20 TSXV Symbols by Value | | |
|------------------------------|-------------|--------------|
| Symbol | TSXV Volume | TSXV Value |
| CMC | 28,000,978 | \$12,369,551 |
| TOI | 68,280 | \$8,888,790 |
| FOBI | 2,582,727 | \$8,328,561 |
| SLI | 524,475 | \$5,802,009 |
| HIVE | 1,501,703 | \$4,990,386 |
| BITF | 800,373 | \$4,391,165 |
| ML | 1,135,341 | \$4,146,587 |
| ZEN | 399,806 | \$2,320,866 |
| FD | 1,648,469 | \$2,183,699 |
| PBX | 2,193,472 | \$2,180,437 |
| FIND | 3,123,183 | \$2,146,041 |
| URC | 347,413 | \$1,751,704 |
| NLC | 347,706 | \$1,585,890 |
| RUP | 311,023 | \$1,403,576 |
| LI | 542,726 | \$1,343,320 |
| VXL | 11,307,392 | \$1,227,664 |
| NFG | 141,888 | \$1,100,579 |
| DLCG | 329,400 | \$1,070,836 |
| RECO | 157,973 | \$991,945 |
| ISO | 235,549 | \$932,617 |

| Dark TSX/TSXV Trading | | | |
|-----------------------|-------------|----------------------|--------|
| Volume | 16,627,860 | Daily Trades | 65,778 |
| Value | 457,145,146 | Daily Symbols Traded | 1,337 |