



September 30, 2021

For more information, email trading_sales@tsx.com
 Visit our blog at <http://exchange.tmx.com/>

Indices	September 30 Close	Previous Close	Change	% Change
S&P/TSX Composite Index	20,070.25			%
S&P/TSX 60 Index	1,203.34			%
S&P/TSX Venture Composite	858.87			%
S&P/TSX Completion Index	1,201.92			%
S&P/TSX Smallcap Index	754.53			%

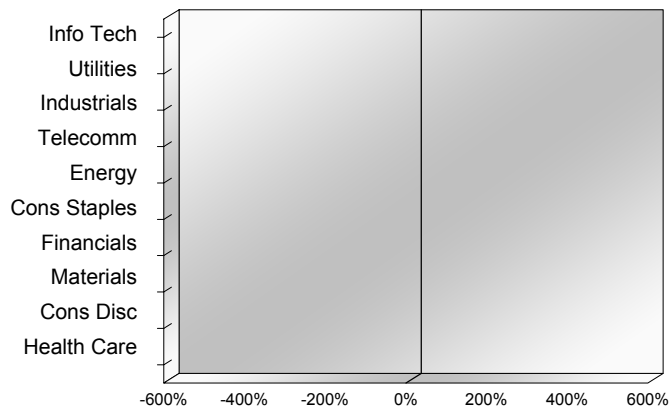
S&P/TSX Composite Index		
Advancers	Decliners	Unchanged
0	0	0

S&P/TSX Composite Index			
Top 10 Index Contributors		Top 10 Index Detractors	
Constituent	Index Contribution	Constituent	Index Contribution

S&P/TSX Composite Index			
Top 10 Advancers		Top 10 Decliners	
Constituent	Return	Constituent	Return
	%		%

S&P/TSX Composite Index				
Sector	# of Index Constituents	Weight	Market Cap (\$B)	Index Contribution
Information Technology	15	%	\$331.67	
Utilities	16	%	\$133.55	
Industrials	30	%	\$331.25	
Communication Services	7	%	\$141.16	
Energy	23	%	\$377.77	
Consumer Staples	13	%	\$107.60	
Financials	28	%	\$921.18	
Materials	55	%	\$324.37	
Consumer Discretionary	13	%	\$104.10	
Health Care	9	%	\$29.52	
S&P/TSX Composite Index	209	%	\$2,802.18	

S&P/TSX Composite Index - Sectors Returns



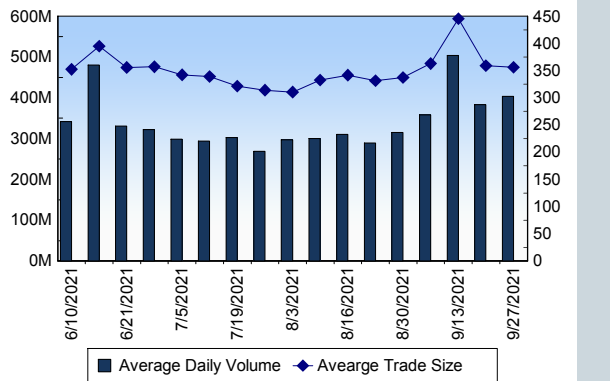
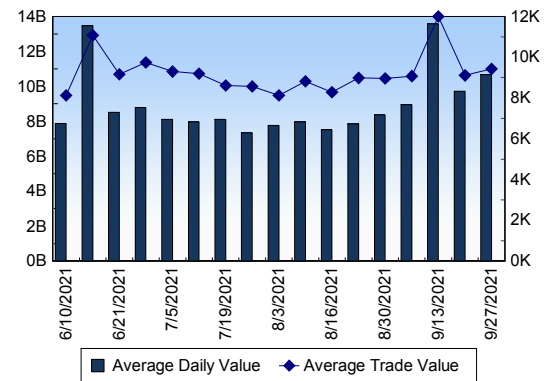
This report is published by TSX Inc. TSX Inc. does not guarantee either the completeness or the accuracy of this information. The information contained in this report is provided for informational purposes only and you agree not to rely upon the information contained in this report for any trading, business or financial purpose. These sheets are printed in Canada and issued by TSX Inc. under the express condition, to which everyone receiving or making use thereof assents, that no liability shall be incurred by TSX Inc. or its affiliated companies or any other vendor or donor, including, without limitation, for reliance on or for any errors or inaccuracies in this report. Neither TMX Group Limited, TSX Inc., nor any of their affiliated companies, guarantees the completeness of the information contained in this document and are not responsible for any errors or omission in or your use of, or reliance on, the information. This publication is under copyright. © 2015 TSX Inc. All rights reserved. Do not copy, distribute, sell or modify this publication without the prior written consent of TSX Inc. www.tmx.com/trading

TSX

Daily Volume	419,719,898
Daily Value	\$10,468,947,177
Daily Trades	1,150,741
Daily Symbols Traded	2,027

TSX ANONYMOUS TRADING

Daily Volume	204,201,550
Daily Value	\$5,483,104,785
Average Trade Size	332
% TSX Volume	48.65 %

TSX Volume**TSX Value (in Canadian Dollars)****Top 20 TSX Symbols by Volume**

Symbol	TSX Volume	TSX Value
BBD.B	12,987,598	\$28,402,585
BNS	11,164,215	\$870,864,858
HND	9,579,182	\$16,924,424
TRP	8,315,723	\$507,382,625
CVE	7,298,139	\$93,324,230
BTE	6,743,632	\$23,459,933
FCU	6,497,671	\$5,504,597
SU	6,220,451	\$163,622,794
DML	6,098,062	\$11,101,563
BTO	6,000,368	\$25,933,009
MFC	5,867,507	\$143,633,837
CPG	5,686,238	\$33,095,497
WEF	5,610,887	\$12,334,622
BCE	4,904,064	\$311,345,121
TD	4,831,706	\$406,222,622
ATH	4,744,046	\$4,243,174
ARX	4,736,303	\$55,708,593
ABX	4,443,518	\$101,526,456
ENB	4,354,386	\$220,107,121
WCP	4,226,459	\$29,338,433

Top 20 TSX Symbols by Value

Symbol	TSX Volume	TSX Value
BNS	11,164,215	\$870,864,858
TRP	8,315,723	\$507,382,625
TD	4,831,706	\$406,222,622
RY	2,712,240	\$342,403,929
BCE	4,904,064	\$311,345,121
CM	1,905,644	\$269,266,978
SHOP	141,511	\$244,023,362
ENB	4,354,386	\$220,107,121
LSPD	1,717,309	\$213,537,113
BMO	1,564,570	\$198,383,926
NA	1,990,031	\$193,438,076
CNR	1,146,775	\$168,986,347
CNQ	3,621,655	\$168,060,388
SU	6,220,451	\$163,622,794
CP	1,942,000	\$161,823,057
MFC	5,867,507	\$143,633,837
POW	3,259,299	\$135,709,157
BAM.A	1,911,632	\$130,381,283
WPM	2,229,280	\$106,677,347
ABX	4,443,518	\$101,526,456

ETF Trading

Daily Volume	35,979,416	Average Trade Value	\$9,745
Daily Value	\$635,965,926	Average Trade Size	551
# Trades	65,264	# of ETFs Traded	769

Top 10 ETFs by TSX Volume

Symbol	Market Volume	Market Value
HND	9,579,182	\$16,924,424
XIU	2,745,681	\$83,755,452
XEG	2,708,054	\$25,271,291
HNU	1,795,285	\$42,811,010
ZEB	1,377,950	\$49,669,505
HUV	1,026,563	\$12,908,535
ETHX.B	645,894	\$9,050,827
HSD	626,446	\$4,840,053
BTCC.B	610,980	\$5,003,937
XGD	590,031	\$9,778,700

Top 10 ETFs by TSX Value

Symbol	Market Volume	Market Value
XIU	2,745,681	\$83,755,452
ZEB	1,377,950	\$49,669,505
HNU	1,795,285	\$42,811,010
VFV	298,986	\$29,205,787
XEG	2,708,054	\$25,271,291
XSP	452,279	\$21,154,102
HXT	444,999	\$21,098,943
HND	9,579,182	\$16,924,424
XFN	343,088	\$16,053,068
ZSP	258,825	\$15,625,666

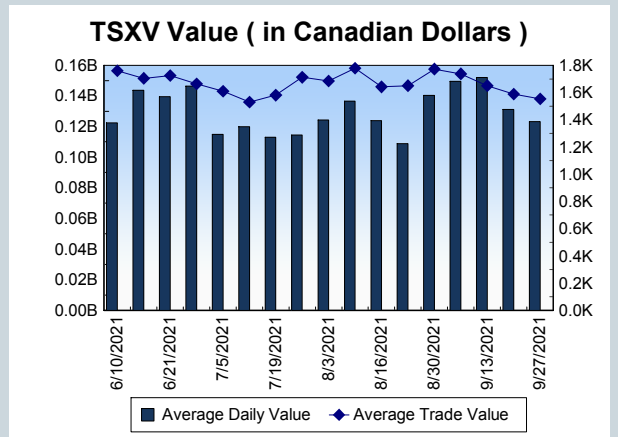
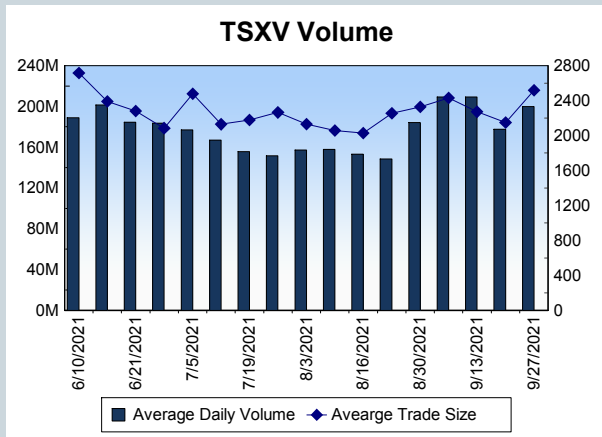
Block Trades	Non Block Trades
1,559	1,149,182

Top 5 Block Trade Brokers by Volume	
Broker	TSX Block Volume
CIBC WORLD MARKETS INC.	14,217,100
BMO NESBITT BURNS INC.	12,863,300
RBC CAPITAL MARKETS	12,508,200
MERRILL LYNCH CANADA LT	11,866,000
TD SECURITIES INC.	11,391,300

Top 5 Block Trade Symbols by Volume	
Symbol	TSX Block Volume
BNS	8,630,200
TRP	6,462,300
WEF	4,005,800
SRX	2,499,400
BTO	2,450,600

TSXV	
Daily Volume	189,567,274
Daily Value	\$124,042,558
Daily Trades	79,462
Daily Symbols Traded	1,251

TSXV ANONYMOUS TRADING	
Daily Volume	83,954,193
Daily Value	\$63,093,444
Average Trade Size	2,229
% TSXV Volume	44.29%



Top 20 TSXV Symbols by Volume		
Symbol	TSXV Volume	TSXV Value
CMC	23,018,649	\$7,642,781
VXL	8,441,233	\$1,189,110
AMY	4,378,643	\$4,126,070
GUG	3,881,014	\$998,030
GXU	2,397,577	\$888,227
AAZ	1,864,625	\$151,780
TKX	1,824,583	\$147,050
ACU	1,678,350	\$461,651
PGM	1,623,162	\$1,436,850
HIVE	1,619,378	\$5,367,266
FOBI	1,605,128	\$4,911,332
ROS	1,593,050	\$369,000
GG	1,501,916	\$157,489
TAL	1,448,393	\$582,921
LXE	1,336,600	\$1,004,499
PBX	1,309,152	\$1,255,203
GDPN	1,254,081	\$928,084
FD	1,216,075	\$1,637,765
MRS	1,207,100	\$319,255
QYOU	1,099,574	\$346,061

Top 20 TSXV Symbols by Value		
Symbol	TSXV Volume	TSXV Value
CMC	23,018,649	\$7,642,781
TOI	52,003	\$6,985,697
HIVE	1,619,378	\$5,367,266
FOBI	1,605,128	\$4,911,332
BITF	836,556	\$4,538,533
AMY	4,378,643	\$4,126,070
ML	795,031	\$2,879,418
ISO	697,620	\$2,774,365
RUP	535,062	\$2,275,738
SVI	368,140	\$2,256,109
SLI	197,133	\$2,045,700
NLC	428,788	\$1,983,032
URC	371,983	\$1,800,468
FIL	191,345	\$1,718,899
EU	956,745	\$1,714,011
FD	1,216,075	\$1,637,765
STC	420,859	\$1,467,008
PGM	1,623,162	\$1,436,850
RECO	225,408	\$1,391,380
ZEN	238,931	\$1,318,224

Dark TSX/TSXV Trading			
Volume	18,288,980	Daily Trades	67,626
Value	534,433,623	Daily Symbols Traded	1,312