



October 4, 2021

For more information, email trading_sales@tsx.com
 Visit our blog at <http://exchange.tmx.com/>

Indices	October 4 Close	Previous Close	Change	% Change
S&P/TSX Composite Index	20,052.25			%
S&P/TSX 60 Index	1,203.84			%
S&P/TSX Venture Composite	860.16			%
S&P/TSX Completion Index	1,195.19			%
S&P/TSX Smallcap Index	755.71			%

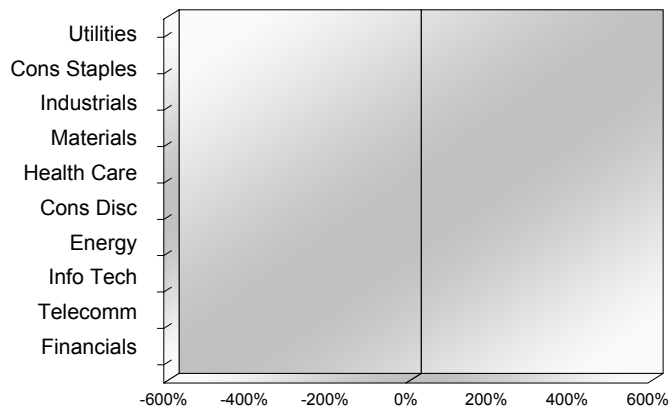
S&P/TSX Composite Index		
Advancers	Decliners	Unchanged
0	0	0

S&P/TSX Composite Index			
Top 10 Index Contributors		Top 10 Index Detractors	
Constituent	Index Contribution	Constituent	Index Contribution

S&P/TSX Composite Index			
Top 10 Advancers		Top 10 Decliners	
Constituent	Return	Constituent	Return
	%		%

S&P/TSX Composite Index				
Sector	# of Index Constituents	Weight	Market Cap (\$B)	Index Contribution
Utilities	16	%	\$133.22	
Consumer Staples	13	%	\$106.55	
Industrials	30	%	\$329.84	
Materials	55	%	\$326.04	
Health Care	9	%	\$28.60	
Consumer Discretionary	13	%	\$104.61	
Energy	23	%	\$384.27	
Information Technology	15	%	\$321.82	
Communication Services	7	%	\$140.51	
Financials	28	%	\$924.08	
S&P/TSX Composite Index	209	%	\$2,799.56	

S&P/TSX Composite Index - Sectors Returns



This report is published by TSX Inc. TSX Inc. does not guarantee either the completeness or the accuracy of this information. The information contained in this report is provided for informational purposes only and you agree not to rely upon the information contained in this report for any trading, business or financial purpose. These sheets are printed in Canada and issued by TSX Inc. under the express condition, to which everyone receiving or making use thereof assents, that no liability shall be incurred by TSX Inc. or its affiliated companies or any other vendor or donor, including, without limitation, for reliance on or for any errors or inaccuracies in this report. Neither TMX Group Limited, TSX Inc., nor any of their affiliated companies, guarantees the completeness of the information contained in this document and are not responsible for any errors or omission in or your use of, or reliance on, the information. This publication is under copyright. © 2015 TSX Inc. All rights reserved. Do not copy, distribute, sell or modify this publication without the prior written consent of TSX Inc. www.tmx.com/trading

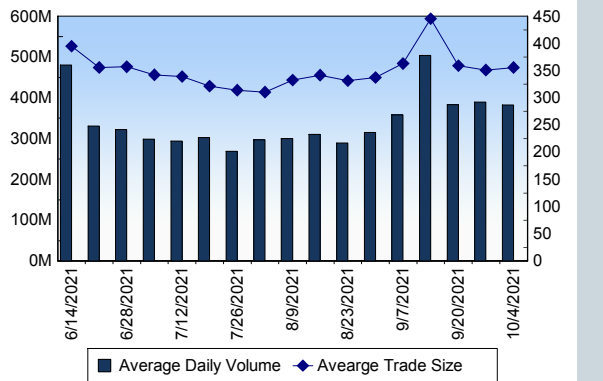
TSX

Daily Volume	382,781,166
Daily Value	\$9,585,657,502
Daily Trades	1,075,861
Daily Symbols Traded	2,094

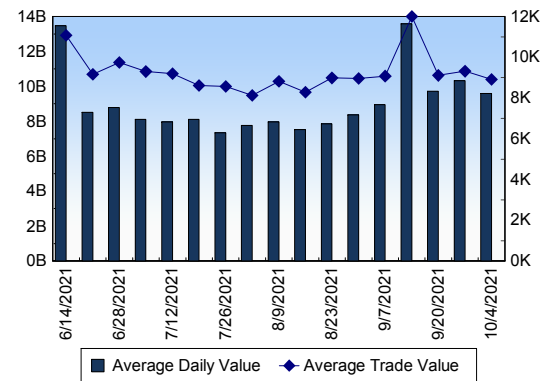
TSX ANONYMOUS TRADING

Daily Volume	168,903,377
Daily Value	\$4,340,889,372
Average Trade Size	325
% TSX Volume	44.13 %

TSX Volume



TSX Value (in Canadian Dollars)



Top 20 TSX Symbols by Volume

Symbol	TSX Volume	TSX Value
TD	16,884,864	\$1,436,519,835
BBD.B	12,597,528	\$27,485,090
TRP	9,400,186	\$580,894,640
HND	9,364,277	\$15,436,570
BTE	8,233,274	\$31,170,422
CPG	7,244,351	\$45,376,935
CVE	6,651,131	\$87,760,842
BNS	6,587,919	\$510,536,375
SU	6,440,390	\$174,384,148
TVE	6,283,616	\$21,288,180
DML	6,189,254	\$11,641,820
CNQ	5,992,417	\$287,014,182
WCP	5,053,615	\$36,491,580
ARX	4,793,702	\$57,609,284
ENB	4,448,088	\$226,662,733
AQN	4,043,623	\$75,465,451
ATH	3,686,070	\$3,585,127
K	3,277,120	\$22,448,658
FCU	3,185,604	\$2,859,690
HUT	3,155,947	\$36,691,980

Top 20 TSX Symbols by Value

Symbol	TSX Volume	TSX Value
TD	16,884,864	\$1,436,519,835
TRP	9,400,186	\$580,894,640
BNS	6,587,919	\$510,536,375
CNQ	5,992,417	\$287,014,182
ENB	4,448,088	\$226,662,733
RY	1,728,852	\$218,247,820
SHOP	127,168	\$208,988,831
BMO	1,606,259	\$204,276,490
SU	6,440,390	\$174,384,148
CNR	1,101,751	\$162,589,236
LSPD	1,270,575	\$145,652,453
POW	2,969,228	\$124,929,492
NA	1,240,247	\$122,247,964
SLF	1,833,394	\$121,672,394
XIU	3,075,303	\$93,513,762
CM	654,310	\$93,135,559
TOU	2,098,505	\$92,656,429
CP	1,063,799	\$88,668,610
CVE	6,651,131	\$87,760,842
BCE	1,373,531	\$86,608,738

ETF Trading

Daily Volume	37,940,770	Average Trade Value	\$8,022
Daily Value	\$664,002,918	Average Trade Size	458
# Trades	82,775	# of ETFs Traded	824

Top 10 ETFs by TSX Volume

Symbol	Market Volume	Market Value
HND	9,364,277	\$15,436,570
XIU	3,075,303	\$93,513,762
XEG	2,254,784	\$21,656,867
BTCC.B	2,040,649	\$18,576,848
ETHX.B	928,295	\$14,496,225
HUV	630,869	\$8,075,688
XIC	585,260	\$18,632,182
ZEB	561,434	\$20,365,579
XSP	555,418	\$25,771,182
HXT	553,708	\$26,153,749

Top 10 ETFs by TSX Value

Symbol	Market Volume	Market Value
XIU	3,075,303	\$93,513,762
HXT	553,708	\$26,153,749
XSP	555,418	\$25,771,182
VFV	255,513	\$24,540,785
XEG	2,254,784	\$21,656,867
ZEB	561,434	\$20,365,579
XIC	585,260	\$18,632,182
BTCC.B	2,040,649	\$18,576,848
XQQ	153,417	\$17,383,107
HND	9,364,277	\$15,436,570

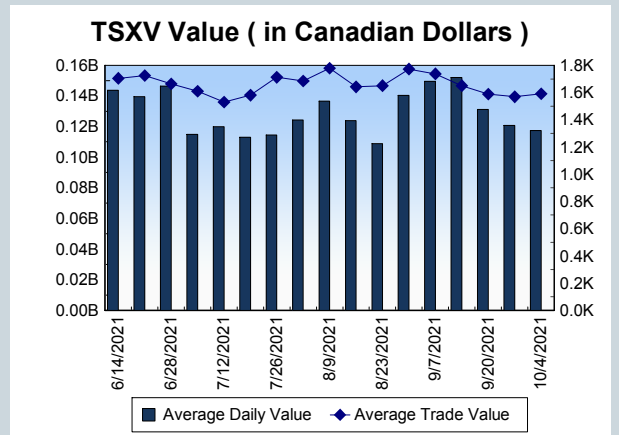
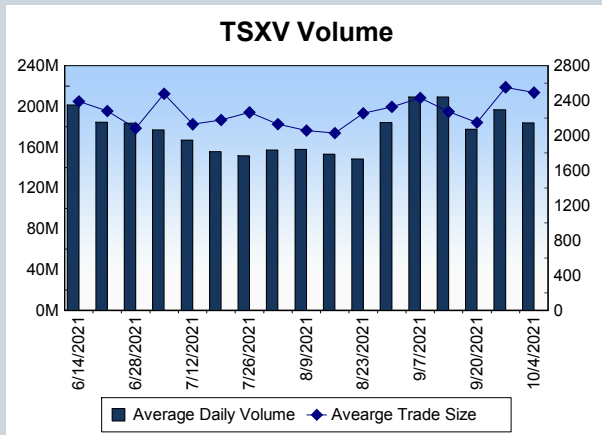
Block Trades	Non Block Trades
958	1,074,903

Top 5 Block Trade Brokers by Volume	
Broker	TSX Block Volume
NATIONAL BANK FINANCIAL	13,426,800
RBC CAPITAL MARKETS	12,057,500
SCOTIA CAPITAL INC.	11,615,300
BMO NESBITT BURNS INC.	9,294,300
GOLDMAN SACHS CANADA I	9,210,900

Top 5 Block Trade Symbols by Volume	
Symbol	TSX Block Volume
TD	14,293,300
TRP	7,854,500
BNS	4,553,500
AQN	2,926,000
TVE	2,251,300

TSXV	
Daily Volume	183,853,858
Daily Value	\$117,405,707
Daily Trades	73,803
Daily Symbols Traded	1,275

TSXV ANONYMOUS TRADING	
Daily Volume	83,805,072
Daily Value	\$60,279,071
Average Trade Size	2,933
% TSXV Volume	45.58%



Top 20 TSXV Symbols by Volume		
Symbol	TSXV Volume	TSXV Value
CMC	18,573,627	\$7,785,163
MEX.WT	5,183,000	\$106,545
NTE	2,646,576	\$500,907
TAL	2,475,359	\$1,090,778
SAY	1,939,175	\$137,606
STMP	1,917,520	\$82,333
VXL	1,902,893	\$191,692
AFM	1,874,922	\$1,636,851
RLP	1,867,332	\$25,250
TKX	1,856,651	\$140,317
HIVE	1,772,024	\$6,278,670
SOIL	1,685,433	\$296,234
CSTR	1,644,898	\$232,193
BITF	1,438,098	\$8,987,205
GXU	1,321,021	\$518,267
LXE	1,229,490	\$974,175
FIND	1,193,343	\$1,156,939
ATU	1,183,194	\$381,347
FD	1,150,589	\$1,409,307
ROS	1,103,203	\$260,122

Top 20 TSXV Symbols by Value		
Symbol	TSXV Volume	TSXV Value
TOI	68,964	\$9,324,465
BITF	1,438,098	\$8,987,205
CMC	18,573,627	\$7,785,163
HIVE	1,772,024	\$6,278,670
RECO	489,881	\$2,895,988
NLC	578,799	\$2,831,110
ISO	603,828	\$2,655,459
VMC	241,961	\$1,962,385
ZEN	392,334	\$1,942,884
SVI	297,370	\$1,821,402
ML	468,202	\$1,692,588
AFM	1,874,922	\$1,636,851
FD	1,150,589	\$1,409,307
DOC	938,847	\$1,324,305
URC	245,623	\$1,276,166
FOM	542,562	\$1,194,758
FIND	1,193,343	\$1,156,939
SLI	120,003	\$1,141,128
STC	314,554	\$1,127,858
EU	622,378	\$1,119,969

Dark TSX/TSXV Trading			
Volume	17,005,810	Daily Trades	62,677
Value	467,828,295	Daily Symbols Traded	1,378