



October 8, 2021

For more information, email trading_sales@tsx.com
 Visit our blog at <http://exchange.tmx.com/>

Indices	October 8 Close	Previous Close	Change	% Change
S&P/TSX Composite Index	20,416.31			%
S&P/TSX 60 Index	1,226.76			%
S&P/TSX Venture Composite	877.48			%
S&P/TSX Completion Index	1,213.10			%
S&P/TSX Smallcap Index	771.08			%

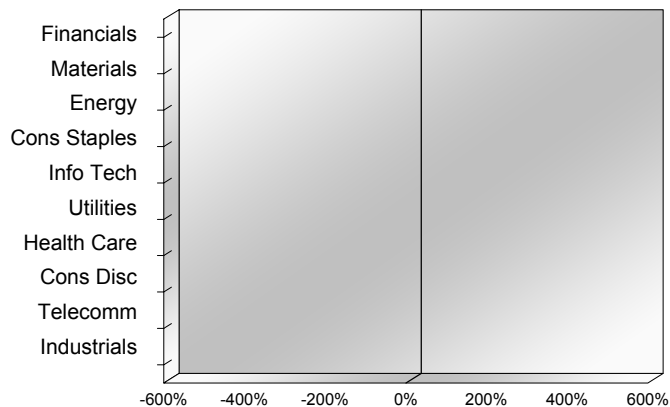
S&P/TSX Composite Index		
Advancers	Decliners	Unchanged
0	0	0

S&P/TSX Composite Index			
Top 10 Index Contributors		Top 10 Index Detractors	
Constituent	Index Contribution	Constituent	Index Contribution

S&P/TSX Composite Index			
Top 10 Advancers		Top 10 Decliners	
Constituent	Return	Constituent	Return
	%		%

S&P/TSX Composite Index				
Sector	# of Index Constituents	Weight	Market Cap (\$B)	Index Contribution
Financials	28	%	\$942.48	
Materials	55	%	\$334.57	
Energy	23	%	\$393.49	
Consumer Staples	13	%	\$107.21	
Information Technology	15	%	\$330.58	
Utilities	16	%	\$132.05	
Health Care	9	%	\$28.26	
Consumer Discretionary	13	%	\$106.92	
Communication Services	7	%	\$140.65	
Industrials	30	%	\$334.54	
S&P/TSX Composite Index	209	%	\$2,850.76	

S&P/TSX Composite Index - Sectors Returns



This report is published by TSX Inc. TSX Inc. does not guarantee either the completeness or the accuracy of this information. The information contained in this report is provided for informational purposes only and you agree not to rely upon the information contained in this report for any trading, business or financial purpose. These sheets are printed in Canada and issued by TSX Inc. under the express condition, to which everyone receiving or making use thereof assents, that no liability shall be incurred by TSX Inc. or its affiliated companies or any other vendor or donor, including, without limitation, for reliance on or for any errors or inaccuracies in this report. Neither TMX Group Limited, TSX Inc., nor any of their affiliated companies, guarantees the completeness of the information contained in this document and are not responsible for any errors or omission in or your use of, or reliance on, the information. This publication is under copyright. © 2015 TSX Inc. All rights reserved. Do not copy, distribute, sell or modify this publication without the prior written consent of TSX Inc. www.tmx.com/trading

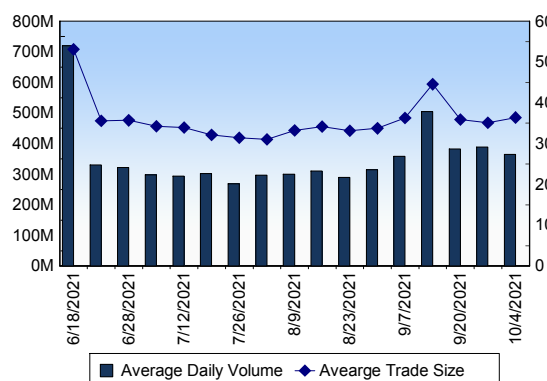
TSX

Daily Volume	324,962,708
Daily Value	\$7,983,528,185
Daily Trades	917,894
Daily Symbols Traded	2,044

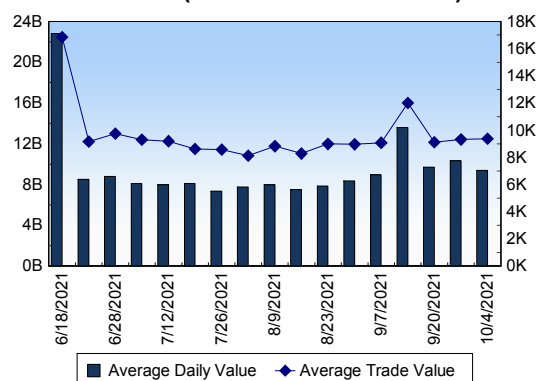
TSX ANONYMOUS TRADING

Daily Volume	136,773,779
Daily Value	\$3,437,274,476
Average Trade Size	298
% TSX Volume	42.09 %

TSX Volume



TSX Value (in Canadian Dollars)



Top 20 TSX Symbols by Volume

Symbol	TSX Volume	TSX Value
SU	8,453,463	\$243,068,134
CVE	8,180,737	\$115,334,728
ATH	7,899,766	\$7,792,192
CNQ	5,511,947	\$273,151,850
ENB	5,281,690	\$272,099,945
HND	5,232,911	\$8,971,762
BBD.B	5,223,142	\$10,679,365
CPG	5,148,620	\$33,119,505
CEU	5,065,362	\$10,393,470
TD	5,041,887	\$433,437,135
ABX	4,364,916	\$101,511,294
BTE	4,288,617	\$16,215,234
ARX	3,827,614	\$47,605,049
BTO	3,659,696	\$16,867,198
XEG	3,583,363	\$35,922,526
TOU	3,406,039	\$152,400,536
ELEF	3,044,238	\$781,298
TVE	3,033,747	\$10,897,108
WCP	2,956,660	\$22,327,411
AQN	2,847,629	\$51,714,982

Top 20 TSX Symbols by Value

Symbol	TSX Volume	TSX Value
TD	5,041,887	\$433,437,135
CNQ	5,511,947	\$273,151,850
ENB	5,281,690	\$272,099,945
SU	8,453,463	\$243,068,134
SHOP	128,475	\$224,578,979
CM	1,480,702	\$216,295,714
RY	1,404,276	\$180,376,734
BNS	2,241,322	\$175,475,856
CNR	1,117,681	\$163,121,972
TOU	3,406,039	\$152,400,536
BMO	1,024,921	\$133,838,419
CP	1,535,003	\$132,283,514
FNV	699,537	\$118,076,840
NA	1,160,104	\$116,452,087
CVE	8,180,737	\$115,334,728
TRP	1,762,157	\$109,318,074
ABX	4,364,916	\$101,511,294
CSU	43,376	\$90,746,038
POW	2,011,129	\$85,570,287
BCE	1,306,931	\$82,615,829

ETF Trading

Daily Volume	26,661,322	Average Trade Value	\$9,653
Daily Value	\$447,555,266	Average Trade Size	575
# Trades	46,362	# of ETFs Traded	779

Top 10 ETFs by TSX Volume

Symbol	Market Volume	Market Value
HND	5,232,911	\$8,971,762
XEG	3,583,363	\$35,922,526
XIU	2,013,281	\$62,517,248
BTCC.B	946,553	\$9,525,593
DLR	760,835	\$9,562,963
HNU	680,271	\$15,741,941
XGD	533,236	\$9,046,608
ETHX.B	489,639	\$8,155,962
HSD	485,853	\$3,639,923
ZEB	425,812	\$15,755,233

Top 10 ETFs by TSX Value

Symbol	Market Volume	Market Value
XIU	2,013,281	\$62,517,248
XEG	3,583,363	\$35,922,526
VFV	162,001	\$15,785,293
ZEB	425,812	\$15,755,233
HNU	680,271	\$15,741,941
HXT	257,480	\$12,431,035
XSP	243,150	\$11,530,972
DLR	760,835	\$9,562,963
BTCC.B	946,553	\$9,525,593
XGD	533,236	\$9,046,608

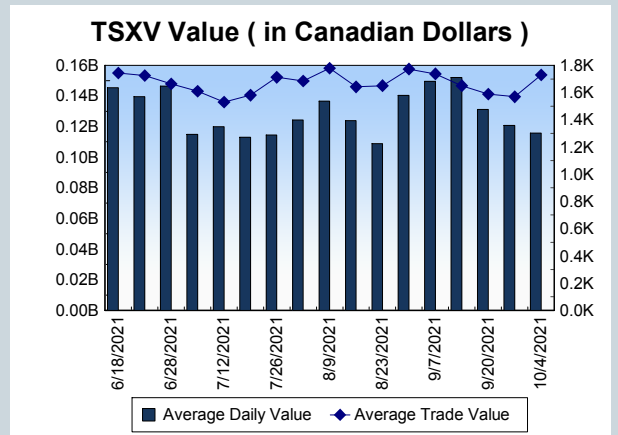
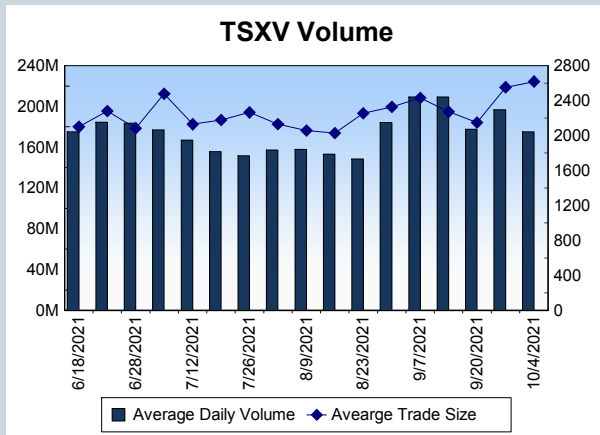
Block Trades	Non Block Trades
1,101	916,793

Top 5 Block Trade Brokers by Volume	
Broker	TSX Block Volume
MORGAN STANLEY CANADA	13,142,600
NATIONAL BANK FINANCIAL	12,534,500
TD SECURITIES INC.	12,348,400
BMO NESBITT BURNS INC.	6,837,500
SCOTIA CAPITAL INC.	6,541,000

Top 5 Block Trade Symbols by Volume	
Symbol	TSX Block Volume
CEU	4,032,000
TD	2,419,800
ENB	2,337,000
CNQ	2,175,700
CVE	2,163,600

TSXV	
Daily Volume	149,563,101
Daily Value	\$100,090,539
Daily Trades	56,328
Daily Symbols Traded	1,255

TSXV ANONYMOUS TRADING	
Daily Volume	74,193,582
Daily Value	\$50,655,987
Average Trade Size	3,105
% TSXV Volume	49.61%



Top 20 TSXV Symbols by Volume		
Symbol	TSXV Volume	TSXV Value
AFM	3,546,910	\$3,214,890
IHC	3,256,415	\$552,663
AIS	3,016,100	\$165,298
SOIL.WT	2,970,000	\$194,250
SOIL	2,652,075	\$521,002
CMC	2,648,676	\$1,323,121
EMO	2,311,729	\$4,681,283
STMP	2,233,500	\$67,005
ML	1,873,661	\$6,790,558
GUG	1,684,245	\$382,076
FD	1,527,533	\$1,901,053
FMS	1,518,050	\$83,568
PEGA	1,512,000	\$91,780
CCCM	1,480,500	\$299,798
HIVE	1,413,355	\$5,189,852
CTA	1,255,000	\$18,825
LITT	1,217,212	\$30,467
TKX	1,195,675	\$96,959
CPL	1,103,710	\$79,615
NXO	1,101,162	\$903,449

Top 20 TSXV Symbols by Value		
Symbol	TSXV Volume	TSXV Value
ML	1,873,661	\$6,790,558
HIVE	1,413,355	\$5,189,852
EMO	2,311,729	\$4,681,283
BITF	653,801	\$4,148,998
NLC	737,450	\$4,027,681
TOI	26,230	\$3,326,085
AFM	3,546,910	\$3,214,890
FOBI	704,758	\$2,125,519
RECO	299,656	\$1,963,323
FD	1,527,533	\$1,901,053
SLI	167,834	\$1,592,353
CMC	2,648,676	\$1,323,121
NFG	157,195	\$1,255,409
DMGI	1,028,843	\$1,168,146
PBX	1,055,129	\$1,154,485
GASX	760,265	\$1,073,376
FLT	1,030,069	\$1,069,704
NXO	1,101,162	\$903,449
HIGH	490,045	\$844,579
AMC	180,456	\$798,449

Dark TSX/TSXV Trading			
Volume	14,297,570	Daily Trades	52,245
Value	391,512,132	Daily Symbols Traded	1,281