



October 12, 2021

For more information, email trading_sales@tsx.com
 Visit our blog at <http://exchange.tmx.com/>

Indices	October 12 Close	Previous Close	Change	% Change
S&P/TSX Composite Index	20,437.12			%
S&P/TSX 60 Index	1,226.31			%
S&P/TSX Venture Composite	896.79			%
S&P/TSX Completion Index	1,220.40			%
S&P/TSX Smallcap Index	782.43			%

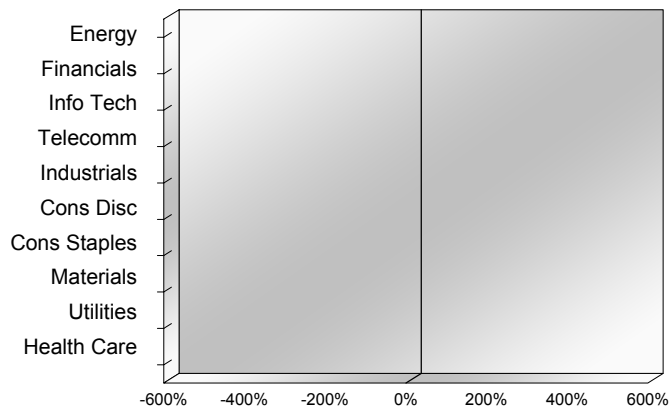
S&P/TSX Composite Index		
Advancers	Decliners	Unchanged
0	0	0

S&P/TSX Composite Index			
Top 10 Index Contributors		Top 10 Index Detractors	
Constituent	Index Contribution	Constituent	Index Contribution

S&P/TSX Composite Index			
Top 10 Advancers		Top 10 Decliners	
Constituent	Return	Constituent	Return
	%		%

S&P/TSX Composite Index				
Sector	# of Index Constituents	Weight	Market Cap (\$B)	Index Contribution
Energy	23	%	\$398.57	
Financials	28	%	\$939.74	
Information Technology	15	%	\$327.00	
Communication Services	7	%	\$139.62	
Industrials	30	%	\$334.28	
Consumer Discretionary	13	%	\$106.17	
Consumer Staples	13	%	\$106.60	
Materials	55	%	\$339.58	
Utilities	16	%	\$133.50	
Health Care	9	%	\$28.06	
S&P/TSX Composite Index	209	%	\$2,853.12	

S&P/TSX Composite Index - Sectors Returns



This report is published by TSX Inc. TSX Inc. does not guarantee either the completeness or the accuracy of this information. The information contained in this report is provided for informational purposes only and you agree not to rely upon the information contained in this report for any trading, business or financial purpose. These sheets are printed in Canada and issued by TSX Inc. under the express condition, to which everyone receiving or making use thereof assents, that no liability shall be incurred by TSX Inc. or its affiliated companies or any other vendor or donor, including, without limitation, for reliance on or for any errors or inaccuracies in this report. Neither TMX Group Limited, TSX Inc., nor any of their affiliated companies, guarantees the completeness of the information contained in this document and are not responsible for any errors or omission in or your use of, or reliance on, the information. This publication is under copyright. © 2015 TSX Inc. All rights reserved. Do not copy, distribute, sell or modify this publication without the prior written consent of TSX Inc. www.tmx.com/trading

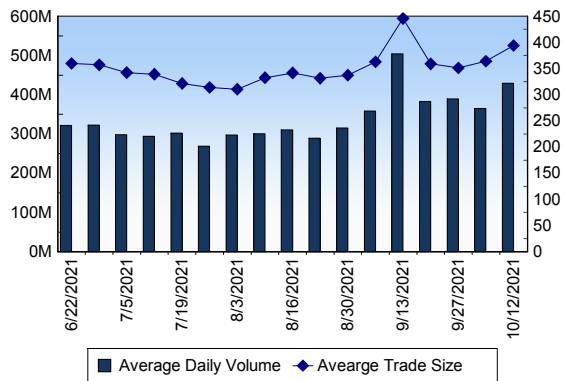
TSX

Daily Volume	429,104,731
Daily Value	\$11,773,539,000
Daily Trades	1,089,081
Daily Symbols Traded	2,093

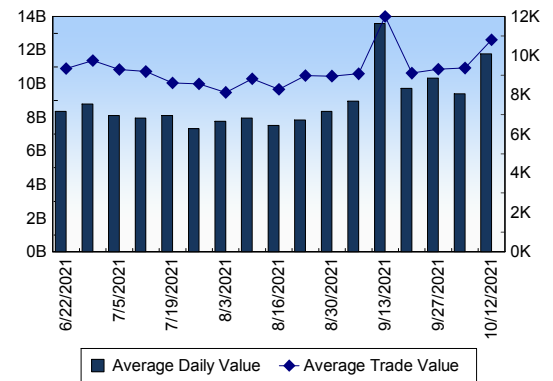
TSX ANONYMOUS TRADING

Daily Volume	191,186,339
Daily Value	\$4,910,791,176
Average Trade Size	350
% TSX Volume	44.55 %

TSX Volume



TSX Value (in Canadian Dollars)



Top 20 TSX Symbols by Volume

Symbol	TSX Volume	TSX Value
ENB	12,460,008	\$648,906,322
CNQ	10,769,706	\$538,697,628
TD	10,534,739	\$903,487,409
BBD.B	9,656,166	\$19,199,638
SU	9,044,102	\$263,359,659
FCU	8,614,100	\$8,200,682
TRP	7,161,298	\$456,183,606
CVE	7,096,079	\$100,482,508
CPG	6,845,520	\$42,968,175
DML	6,713,422	\$12,871,574
HND	6,342,459	\$11,749,508
ATH	6,303,213	\$6,312,939
RY	5,842,242	\$749,509,314
BNS	5,806,812	\$455,906,323
PPL	5,345,785	\$220,720,697
NXE	4,886,184	\$32,084,742
BTE	4,724,597	\$17,841,847
WCP	4,566,040	\$34,228,460
BTO	4,505,637	\$20,485,850
U.UN	3,917,904	\$52,210,099

Top 20 TSX Symbols by Value

Symbol	TSX Volume	TSX Value
TD	10,534,739	\$903,487,409
RY	5,842,242	\$749,509,314
ENB	12,460,008	\$648,906,322
CNQ	10,769,706	\$538,697,628
TRP	7,161,298	\$456,183,606
BNS	5,806,812	\$455,906,323
SU	9,044,102	\$263,359,659
BMO	1,910,576	\$247,854,700
PPL	5,345,785	\$220,720,697
SHOP	123,844	\$209,881,909
BCE	3,231,805	\$203,430,980
CM	1,328,593	\$193,048,060
NTR	1,872,203	\$165,255,214
NA	1,547,031	\$155,293,778
TOU	3,413,231	\$148,097,008
CP	1,646,952	\$140,909,543
CNR	894,817	\$129,494,768
SLF	1,808,727	\$123,563,181
AEM	1,698,255	\$116,046,270
WFG	960,130	\$107,601,301

ETF Trading

Daily Volume	32,032,548	Average Trade Value	\$8,184
Daily Value	\$533,387,917	Average Trade Size	491
# Trades	65,178	# of ETFs Traded	822

Top 10 ETFs by TSX Volume

Symbol	Market Volume	Market Value
HND	6,342,459	\$11,749,508
BTCC.B	3,020,779	\$31,630,008
XEG	2,845,733	\$28,528,948
XIU	2,036,933	\$63,122,599
ETHX.B	1,024,272	\$16,367,642
DLR	735,020	\$9,223,671
HSD	623,567	\$4,762,421
BTCC.U	579,524	\$6,166,866
HNU	518,795	\$11,177,907
XUT	497,875	\$14,894,739

Top 10 ETFs by TSX Value

Symbol	Market Volume	Market Value
XIU	2,036,933	\$63,122,599
BTCC.B	3,020,779	\$31,630,008
XEG	2,845,733	\$28,528,948
VFV	206,928	\$19,955,980
HXT	375,105	\$18,077,267
ZSP	277,211	\$16,516,975
ETHX.B	1,024,272	\$16,367,642
XUT	497,875	\$14,894,739
ZEB	388,801	\$14,341,884
XSP	250,739	\$11,781,591

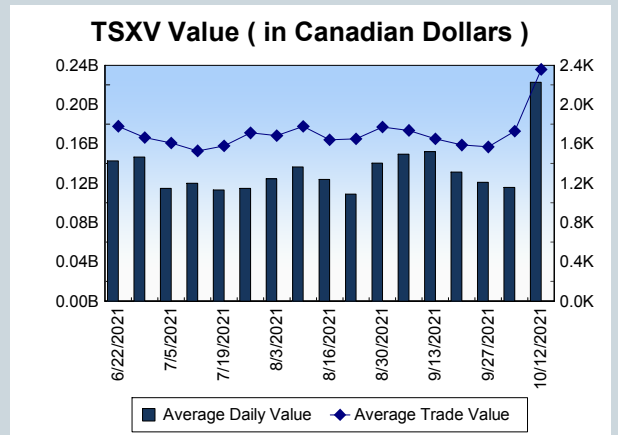
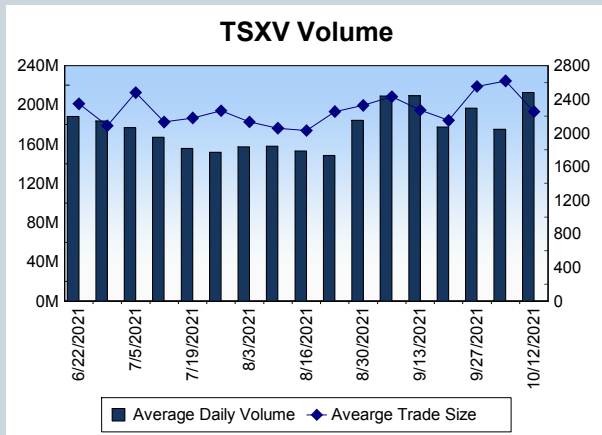
Block Trades	Non Block Trades
1,418	1,087,663

Top 5 Block Trade Brokers by Volume	
Broker	TSX Block Volume
BMO NESBITT BURNS INC.	26,225,800
RBC CAPITAL MARKETS	20,710,000
INSTINET CANADA LTD.	19,658,800
NATIONAL BANK FINANCIAL	18,601,200
MERRILL LYNCH CANADA LT	17,370,900

Top 5 Block Trade Symbols by Volume	
Symbol	TSX Block Volume
ENB	9,309,000
TD	8,568,700
CNQ	6,420,300
TRP	4,638,000
RY	4,379,600

TSXV	
Daily Volume	212,695,526
Daily Value	\$222,648,115
Daily Trades	94,379
Daily Symbols Traded	1,314

TSXV ANONYMOUS TRADING	
Daily Volume	109,021,359
Daily Value	\$127,852,837
Average Trade Size	2,680
% TSXV Volume	51.26%



Top 20 TSXV Symbols by Volume		
Symbol	TSXV Volume	TSXV Value
CMC	11,837,904	\$7,106,445
NLC	10,987,452	\$68,534,447
AN	6,729,930	\$1,862,406
AEC	3,103,042	\$414,665
LITT	3,100,610	\$76,857
UNO.H	2,712,509	\$108,677
NHHH	2,607,050	\$521,406
HRE.H	2,589,347	\$55,364
AFM	2,497,505	\$2,360,232
STS	2,066,500	\$270,595
AAZ	2,024,826	\$162,046
FOBI	1,918,152	\$5,369,767
SURG	1,857,031	\$749,476
EMO	1,827,751	\$4,086,911
GXU	1,790,729	\$727,115
SOIL	1,688,048	\$333,743
LI	1,672,572	\$4,552,979
QCCU	1,656,859	\$647,278
MPM	1,525,100	\$550,866
FD	1,481,113	\$1,652,796

Top 20 TSXV Symbols by Value		
Symbol	TSXV Volume	TSXV Value
NLC	10,987,452	\$68,534,447
CMC	11,837,904	\$7,106,445
BITF	1,069,966	\$6,592,755
SLI	624,368	\$6,569,632
ISO	1,416,645	\$6,358,495
RCK	964,653	\$5,651,684
FOBI	1,918,152	\$5,369,767
HIVE	1,270,487	\$4,690,075
LI	1,672,572	\$4,552,979
TOI	33,883	\$4,246,768
EMO	1,827,751	\$4,086,911
URC	618,356	\$3,424,550
ML	803,313	\$2,928,743
VERY	759,153	\$2,562,867
AFM	2,497,505	\$2,360,232
RECO	366,062	\$2,272,362
AN	6,729,930	\$1,862,406
FOM	725,982	\$1,758,133
EU	936,642	\$1,727,925
FD	1,481,113	\$1,652,796

Dark TSX/TSXV Trading			
Volume	18,991,440	Daily Trades	70,810
Value	473,290,346	Daily Symbols Traded	1,331