



October 13, 2021

For more information, email trading_sales@tsx.com
 Visit our blog at <http://exchange.tmx.com/>

Indices	October 13 Close	Previous Close	Change	% Change
S&P/TSX Composite Index	20,618.47			%
S&P/TSX 60 Index	1,235.85			%
S&P/TSX Venture Composite	918.59			%
S&P/TSX Completion Index	1,236.02			%
S&P/TSX Smallcap Index	789.26			%

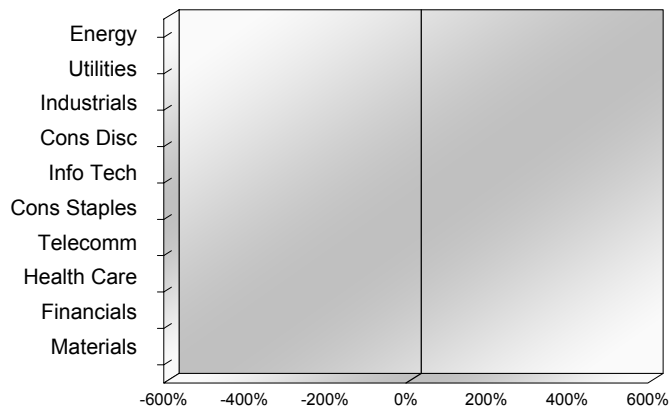
S&P/TSX Composite Index		
Advancers	Decliners	Unchanged
0	0	0

S&P/TSX Composite Index			
Top 10 Index Contributors		Top 10 Index Detractors	
Constituent	Index Contribution	Constituent	Index Contribution

S&P/TSX Composite Index			
Top 10 Advancers		Top 10 Decliners	
Constituent	Return	Constituent	Return
	%		%

S&P/TSX Composite Index				
Sector	# of Index Constituents	Weight	Market Cap (\$B)	Index Contribution
Energy	23	%	\$400.10	
Utilities	16	%	\$135.24	
Industrials	30	%	\$338.69	
Consumer Discretionary	13	%	\$106.33	
Information Technology	15	%	\$335.28	
Consumer Staples	13	%	\$107.54	
Communication Services	7	%	\$140.32	
Health Care	9	%	\$28.20	
Financials	28	%	\$938.96	
Materials	55	%	\$347.03	
S&P/TSX Composite Index	209	%	\$2,877.70	

S&P/TSX Composite Index - Sectors Returns



This report is published by TSX Inc. TSX Inc. does not guarantee either the completeness or the accuracy of this information. The information contained in this report is provided for informational purposes only and you agree not to rely upon the information contained in this report for any trading, business or financial purpose. These sheets are printed in Canada and issued by TSX Inc. under the express condition, to which everyone receiving or making use thereof assents, that no liability shall be incurred by TSX Inc. or its affiliated companies or any other vendor or donor, including, without limitation, for reliance on or for any errors or inaccuracies in this report. Neither TMX Group Limited, TSX Inc., nor any of their affiliated companies, guarantees the completeness of the information contained in this document and are not responsible for any errors or omission in or your use of, or reliance on, the information. This publication is under copyright. © 2015 TSX Inc. All rights reserved. Do not copy, distribute, sell or modify this publication without the prior written consent of TSX Inc. www.tmx.com/trading

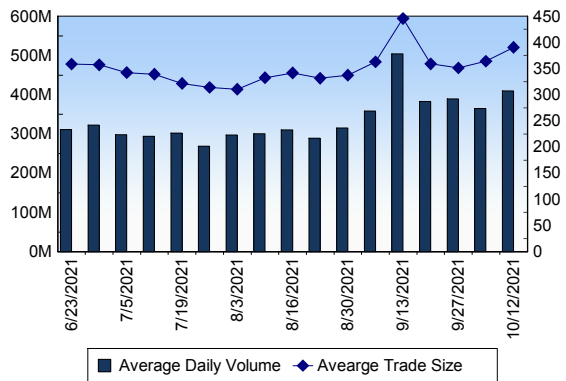
TSX

Daily Volume	389,650,920
Daily Value	\$9,784,379,403
Daily Trades	1,007,053
Daily Symbols Traded	2,055

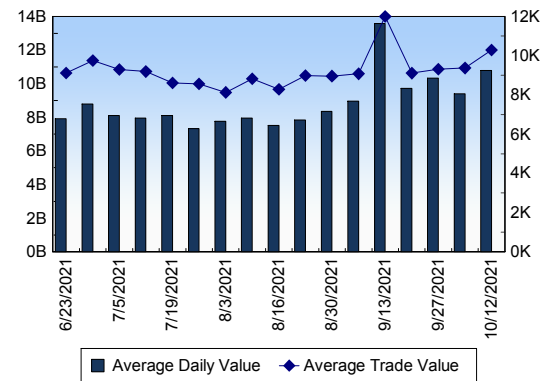
TSX ANONYMOUS TRADING

Daily Volume	182,320,341
Daily Value	\$4,593,315,247
Average Trade Size	359
% TSX Volume	46.79 %

TSX Volume



TSX Value (in Canadian Dollars)



Top 20 TSX Symbols by Volume

Symbol	TSX Volume	TSX Value
TD	15,029,213	\$1,280,851,972
DML	9,191,550	\$19,150,559
BTO	8,028,429	\$38,449,046
ENB	6,840,872	\$357,714,835
RY	6,617,741	\$850,813,870
BBD.B	6,612,208	\$13,482,056
SU	6,182,227	\$179,373,833
CVE	5,956,654	\$83,258,302
TV	5,778,351	\$1,205,544
PPL	5,661,621	\$236,822,803
HND	5,473,610	\$9,770,599
YRI	5,435,294	\$29,153,819
CPG	5,186,327	\$31,494,669
FCU	4,759,871	\$5,122,591
MFC	4,676,912	\$114,416,248
K	4,640,785	\$34,310,740
BNS	4,636,077	\$363,805,127
NXE	4,629,851	\$34,068,347
BTE	4,214,840	\$15,358,547
AQN	4,154,780	\$76,767,062

Top 20 TSX Symbols by Value

Symbol	TSX Volume	TSX Value
TD	15,029,213	\$1,280,851,972
RY	6,617,741	\$850,813,870
BNS	4,636,077	\$363,805,127
ENB	6,840,872	\$357,714,835
PPL	5,661,621	\$236,822,803
BMO	1,731,228	\$223,997,151
TRP	3,274,174	\$209,796,519
CNQ	3,665,372	\$182,853,881
SU	6,182,227	\$179,373,833
CM	980,551	\$141,751,309
NA	1,359,341	\$136,506,204
SHOP	76,683	\$132,749,651
CNR	785,263	\$115,338,378
L	1,256,040	\$115,224,890
MFC	4,676,912	\$114,416,248
TOU	1,969,212	\$84,326,474
CVE	5,956,654	\$83,258,302
SLF	1,209,292	\$82,623,551
CP	935,363	\$80,756,596
POW	1,879,771	\$79,145,518

ETF Trading

Daily Volume	25,052,255	Average Trade Value	\$9,423
Daily Value	\$440,699,867	Average Trade Size	536
# Trades	46,768	# of ETFs Traded	780

Top 10 ETFs by TSX Volume

Symbol	Market Volume	Market Value
HND	5,473,610	\$9,770,599
XGD	1,770,729	\$31,008,866
XIU	1,159,020	\$36,058,927
BTCC.B	1,069,622	\$11,127,162
XEG	969,868	\$9,611,187
ZEB	751,890	\$27,643,050
HNU	592,625	\$13,195,909
HGU	468,298	\$7,304,610
HQD	379,762	\$2,614,785
HUV	379,378	\$4,263,715

Top 10 ETFs by TSX Value

Symbol	Market Volume	Market Value
XIU	1,159,020	\$36,058,927
XGD	1,770,729	\$31,008,866
ZEB	751,890	\$27,643,050
HNU	592,625	\$13,195,909
XSP	279,461	\$13,109,949
HXT	266,087	\$12,861,788
VFV	125,963	\$12,108,395
XUT	369,077	\$11,150,453
BTCC.B	1,069,622	\$11,127,162
HND	5,473,610	\$9,770,599

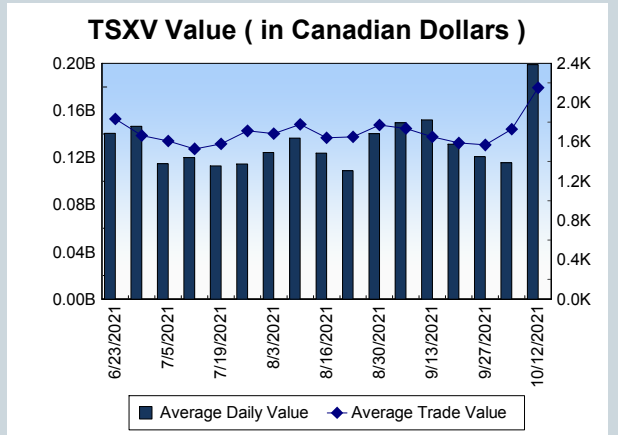
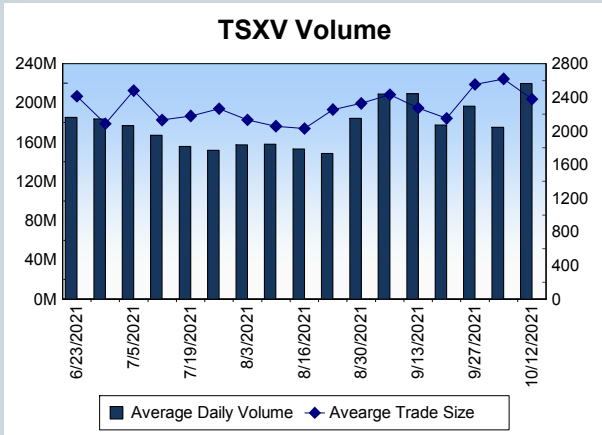
Block Trades	Non Block Trades
909	1,006,144

Top 5 Block Trade Brokers by Volume	
Broker	TSX Block Volume
RBC CAPITAL MARKETS	21,244,300
BMO NESBITT BURNS INC.	13,744,600
TD SECURITIES INC.	11,836,500
SCOTIA CAPITAL INC.	11,556,400
NATIONAL BANK FINANCIAL	11,221,500

Top 5 Block Trade Symbols by Volume	
Symbol	TSX Block Volume
TD	12,616,000
RY	4,982,900
ENB	4,305,800
PPL	4,280,300
BNS	2,923,200

TSXV	
Daily Volume	227,008,189
Daily Value	\$175,053,343
Daily Trades	90,485
Daily Symbols Traded	1,276

TSXV ANONYMOUS TRADING	
Daily Volume	111,813,555
Daily Value	\$90,932,461
Average Trade Size	2,717
% TSXV Volume	49.26%



Top 20 TSXV Symbols by Volume		
Symbol	TSXV Volume	TSXV Value
AN	8,153,404	\$2,701,755
CMC	5,877,987	\$3,166,760
UNO.H	4,587,424	\$221,227
GXU	4,212,781	\$1,877,200
LITT	3,534,761	\$89,389
AAZ	3,222,565	\$300,654
AFM	3,089,488	\$3,027,884
CLAS.WT.B	3,062,200	\$15,311
NLC	2,986,788	\$18,645,210
AEC	2,889,102	\$416,534
GDPN	2,660,414	\$2,458,411
FOBI	2,614,579	\$6,798,485
HIGH	2,322,901	\$4,192,587
PML	2,063,400	\$380,435
FUU	2,045,302	\$402,681
HIVE	2,010,545	\$7,186,619
CCW	1,949,572	\$383,978
NXO	1,799,853	\$1,831,782
PTU	1,719,860	\$261,848
NGEX	1,668,124	\$1,334,808

Top 20 TSXV Symbols by Value		
Symbol	TSXV Volume	TSXV Value
NLC	2,986,788	\$18,645,210
HIVE	2,010,545	\$7,186,619
FOBI	2,614,579	\$6,798,485
BITF	1,046,512	\$6,536,208
SLI	436,219	\$5,029,538
HIGH	2,322,901	\$4,192,587
LI	1,369,043	\$3,947,207
EMO	1,590,365	\$3,772,975
NFG	409,359	\$3,673,765
ISO	741,939	\$3,448,863
CMC	5,877,987	\$3,166,760
AFM	3,089,488	\$3,027,884
URC	465,043	\$2,766,822
AN	8,153,404	\$2,701,755
ML	704,923	\$2,567,965
GDPN	2,660,414	\$2,458,411
TOI	18,240	\$2,313,894
GXU	4,212,781	\$1,877,200
EU	919,413	\$1,862,995
NXO	1,799,853	\$1,831,782

Dark TSX/TSXV Trading			
Volume	19,908,730	Daily Trades	65,067
Value	442,029,807	Daily Symbols Traded	1,344