



October 14, 2021

For more information, email trading_sales@tsx.com
 Visit our blog at <http://exchange.tmx.com/>

Indices	October 14 Close	Previous Close	Change	% Change
S&P/TSX Composite Index	20,819.94			%
S&P/TSX 60 Index	1,247.86			%
S&P/TSX Venture Composite	925.43			%
S&P/TSX Completion Index	1,248.32			%
S&P/TSX Smallcap Index	798.55			%

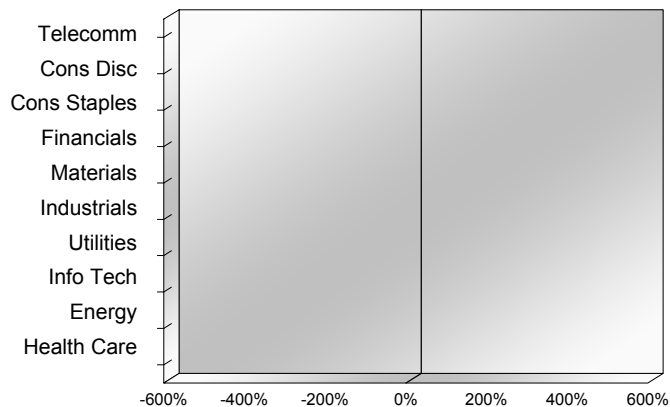
S&P/TSX Composite Index		
Advancers	Decliners	Unchanged
0	0	0

S&P/TSX Composite Index			
Top 10 Index Contributors		Top 10 Index Detractors	
Constituent	Index Contribution	Constituent	Index Contribution

S&P/TSX Composite Index			
Top 10 Advancers		Top 10 Decliners	
Constituent	Return	Constituent	Return
	%		%

S&P/TSX Composite Index				
Sector	# of Index Constituents	Weight	Market Cap (\$B)	Index Contribution
Communication Services	7	%	\$141.60	
Consumer Discretionary	13	%	\$107.96	
Consumer Staples	13	%	\$107.65	
Financials	28	%	\$947.49	
Materials	55	%	\$351.53	
Industrials	30	%	\$342.65	
Utilities	16	%	\$135.65	
Information Technology	15	%	\$337.79	
Energy	23	%	\$405.86	
Health Care	9	%	\$28.57	
S&P/TSX Composite Index	209	%	\$2,906.74	

S&P/TSX Composite Index - Sectors Returns



This report is published by TSX Inc. TSX Inc. does not guarantee either the completeness or the accuracy of this information. The information contained in this report is provided for informational purposes only and you agree not to rely upon the information contained in this report for any trading, business or financial purpose. These sheets are printed in Canada and issued by TSX Inc. under the express condition, to which everyone receiving or making use thereof assents, that no liability shall be incurred by TSX Inc. or its affiliated companies or any other vendor or donor, including, without limitation, for reliance on or for any errors or inaccuracies in this report. Neither TMX Group Limited, TSX Inc., nor any of their affiliated companies, guarantees the completeness of the information contained in this document and are not responsible for any errors or omission in or your use of, or reliance on, the information. This publication is under copyright. © 2015 TSX Inc. All rights reserved. Do not copy, distribute, sell or modify this publication without the prior written consent of TSX Inc. www.tmx.com/trading

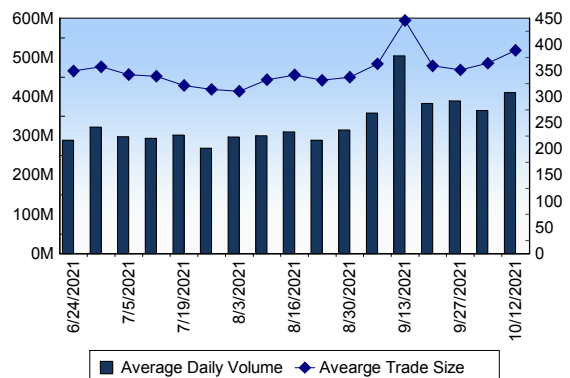
TSX

Daily Volume	413,326,343
Daily Value	\$11,433,808,957
Daily Trades	1,073,680
Daily Symbols Traded	2,066

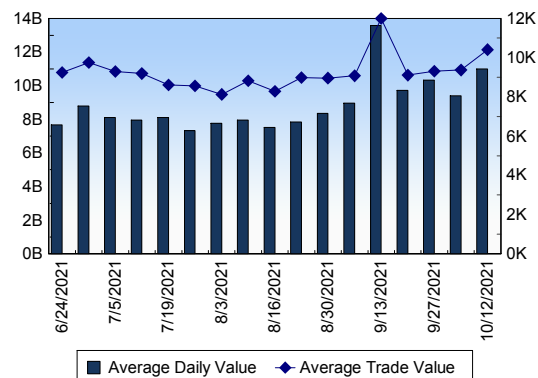
TSX ANONYMOUS TRADING

Daily Volume	199,010,621
Daily Value	\$6,272,436,249
Average Trade Size	377
% TSX Volume	48.15 %

TSX Volume



TSX Value (in Canadian Dollars)



Top 20 TSX Symbols by Volume

Symbol	TSX Volume	TSX Value
TD	17,130,981	\$1,464,115,401
BNS	9,949,379	\$786,546,540
TV	9,414,252	\$2,071,164
RY	8,363,064	\$1,085,405,482
BTO	7,690,773	\$37,807,669
SU	7,395,230	\$216,353,705
MFC	7,130,808	\$177,187,252
TRP	6,739,888	\$437,569,989
HND	6,274,781	\$10,075,067
ATH	5,504,455	\$5,530,937
CVE	5,390,204	\$77,822,099
WCP	5,388,617	\$41,649,448
DML	5,050,961	\$10,532,819
AQN	5,010,278	\$93,805,977
BTE	4,871,345	\$18,347,062
POW	4,668,258	\$198,412,732
CPG	4,624,083	\$28,975,727
CNQ	4,117,150	\$210,872,407
NXE	4,073,793	\$30,815,006
BBD.B	4,028,730	\$8,264,845

Top 20 TSX Symbols by Value

Symbol	TSX Volume	TSX Value
TD	17,130,981	\$1,464,115,401
RY	8,363,064	\$1,085,405,482
BNS	9,949,379	\$786,546,540
CM	3,344,773	\$487,815,837
TRP	6,739,888	\$437,569,989
SU	7,395,230	\$216,353,705
CNQ	4,117,150	\$210,872,407
POW	4,668,258	\$198,412,732
ENB	3,506,145	\$184,376,156
MFC	7,130,808	\$177,187,252
BCE	2,285,372	\$145,910,399
BMO	1,102,863	\$143,861,661
CP	1,565,082	\$138,246,125
CNR	912,718	\$137,158,636
NTR	1,493,844	\$132,321,874
SHOP	60,896	\$106,392,566
TOU	2,217,884	\$98,244,502
LSPD	813,373	\$97,646,048
AQN	5,010,278	\$93,805,977
FM	3,285,987	\$93,132,450

ETF Trading

Daily Volume	31,386,826	Average Trade Value	\$9,400
Daily Value	\$533,202,100	Average Trade Size	553
# Trades	56,722	# of ETFs Traded	789

Top 10 ETFs by TSX Volume

Symbol	Market Volume	Market Value
HND	6,274,781	\$10,075,067
XEG	2,636,458	\$26,778,678
XIU	2,013,546	\$63,452,363
BTCC.B	1,224,843	\$12,925,874
HNU	911,008	\$22,275,116
BTCX.U	788,507	\$8,658,547
XGD	580,146	\$10,288,944
DLR	571,124	\$7,111,514
ETHX.B	549,876	\$9,479,677
HSD	519,828	\$3,845,238

Top 10 ETFs by TSX Value

Symbol	Market Volume	Market Value
XIU	2,013,546	\$63,452,363
XEG	2,636,458	\$26,778,678
HNU	911,008	\$22,275,116
ZEB	456,736	\$16,910,126
XSP	314,918	\$15,018,359
VFV	141,416	\$13,732,464
XUT	439,611	\$13,381,614
BTCC.B	1,224,843	\$12,925,874
VCN	268,875	\$11,263,920
XRE	509,390	\$10,322,154

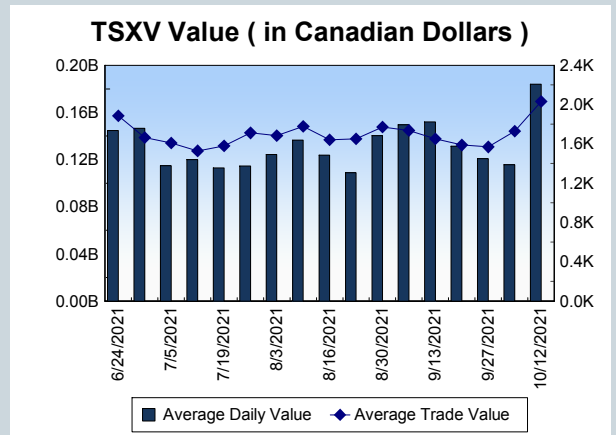
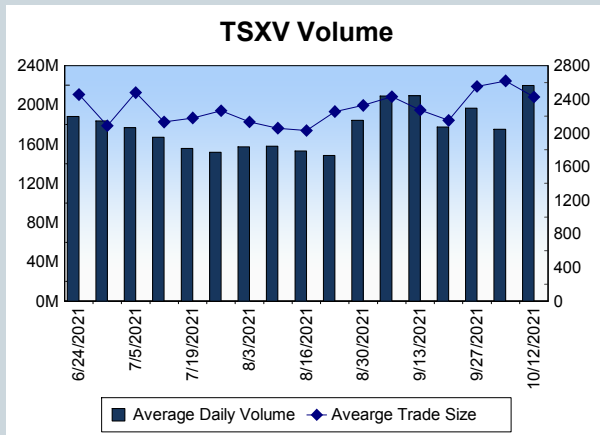
Block Trades	Non Block Trades
1,137	1,072,543

Top 5 Block Trade Brokers by Volume	
Broker	TSX Block Volume
GOLDMAN SACHS CANADA I	24,118,400
RBC CAPITAL MARKETS	21,461,050
MERRILL LYNCH CANADA LT	20,547,600
TD SECURITIES INC.	18,366,100
NATIONAL BANK FINANCIAL	10,854,500

Top 5 Block Trade Symbols by Volume	
Symbol	TSX Block Volume
TD	14,531,700
BNS	8,080,500
RY	6,483,300
TRP	4,634,300
MFC	4,239,000

TSXV	
Daily Volume	219,293,917
Daily Value	\$153,971,041
Daily Trades	86,627
Daily Symbols Traded	1,266

TSXV ANONYMOUS TRADING	
Daily Volume	104,785,371
Daily Value	\$80,724,125
Average Trade Size	2,583
% TSXV Volume	47.78%



Top 20 TSXV Symbols by Volume		
Symbol	TSXV Volume	TSXV Value
VLI	8,188,863	\$1,348,629
SOLR	6,245,696	\$1,381,445
ATU	5,468,606	\$1,831,539
AN	4,935,380	\$1,905,923
EMM	3,900,582	\$2,088,438
RLV	2,911,000	\$43,665
POR	2,318,829	\$298,606
LI	2,309,180	\$6,684,743
AFM	2,250,533	\$2,186,349
BABY	2,195,961	\$4,522,220
CMC	2,073,405	\$1,083,425
ROVR	1,994,492	\$143,592
PBX	1,984,265	\$1,746,497
CUSN	1,951,893	\$512,241
CPL	1,931,876	\$161,516
FOM	1,880,599	\$4,891,007
FMS	1,793,433	\$119,386
VTT	1,743,000	\$89,415
PGM	1,638,402	\$1,714,865
NLC	1,598,499	\$9,966,000

Top 20 TSXV Symbols by Value		
Symbol	TSXV Volume	TSXV Value
NLC	1,598,499	\$9,966,000
LI	2,309,180	\$6,684,743
SLI	486,062	\$6,017,981
HIVE	1,389,768	\$4,945,052
FOM	1,880,599	\$4,891,007
BABY	2,195,961	\$4,522,220
TOI	33,901	\$4,449,016
FOBI	1,326,642	\$3,847,367
ML	1,038,116	\$3,735,177
BITF	450,098	\$2,804,771
AFM	2,250,533	\$2,186,349
EMM	3,900,582	\$2,088,438
AN	4,935,380	\$1,905,923
URC	322,183	\$1,904,517
ATU	5,468,606	\$1,831,539
RECO	294,910	\$1,827,483
EMO	760,795	\$1,820,112
PBX	1,984,265	\$1,746,497
PGM	1,638,402	\$1,714,865
NFG	159,701	\$1,443,905

Dark TSX/TSXV Trading			
Volume	19,878,850	Daily Trades	71,851
Value	530,040,848	Daily Symbols Traded	1,404