



October 21, 2021

For more information, email trading_sales@tsx.com
 Visit our blog at <http://exchange.tmx.com/>

Indices	October 21 Close	Previous Close	Change	% Change
S&P/TSX Composite Index	21,212.39			%
S&P/TSX 60 Index	1,274.33			%
S&P/TSX Venture Composite	945.39			%
S&P/TSX Completion Index	1,261.32			%
S&P/TSX Smallcap Index	800.51			%

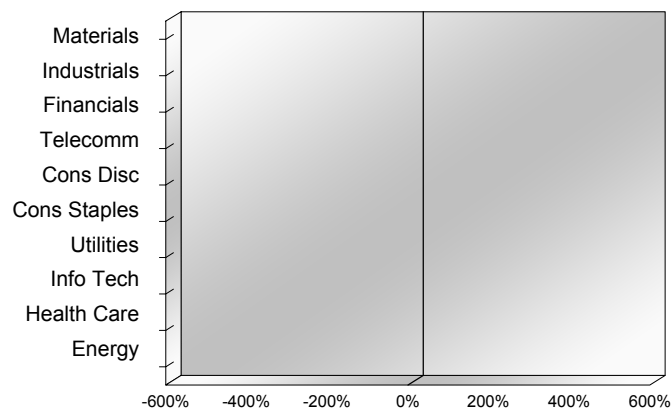
S&P/TSX Composite Index		
Advancers	Decliners	Unchanged
0	0	0

S&P/TSX Composite Index			
Top 10 Index Contributors		Top 10 Index Detractors	
Constituent	Index Contribution	Constituent	Index Contribution

S&P/TSX Composite Index			
Top 10 Advancers		Top 10 Decliners	
Constituent	Return	Constituent	Return
	%		%

S&P/TSX Composite Index				
Sector	# of Index Constituents	Weight	Market Cap (\$B)	Index Contribution
Materials	55	%	\$350.45	
Industrials	30	%	\$358.26	
Financials	28	%	\$971.13	
Communication Services	7	%	\$140.52	
Consumer Discretionary	13	%	\$107.71	
Consumer Staples	13	%	\$108.29	
Utilities	16	%	\$135.13	
Information Technology	15	%	\$354.24	
Health Care	9	%	\$29.61	
Energy	23	%	\$406.03	
S&P/TSX Composite Index	209	%	\$2,961.36	

S&P/TSX Composite Index - Sectors Returns



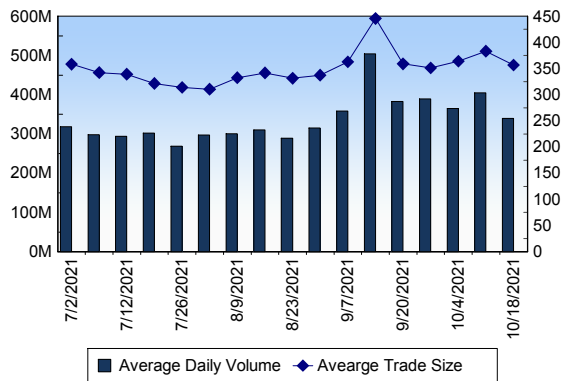
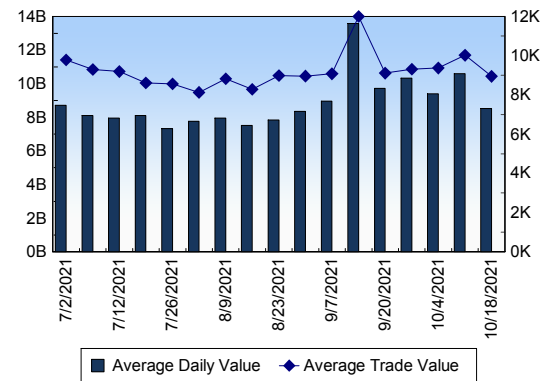
This report is published by TSX Inc. TSX Inc. does not guarantee either the completeness or the accuracy of this information. The information contained in this report is provided for informational purposes only and you agree not to rely upon the information contained in this report for any trading, business or financial purpose. These sheets are printed in Canada and issued by TSX Inc. under the express condition, to which everyone receiving or making use thereof assents, that no liability shall be incurred by TSX Inc. or its affiliated companies or any other vendor or donor, including, without limitation, for reliance on or for any errors or inaccuracies in this report. Neither TMX Group Limited, TSX Inc., nor any of their affiliated companies, guarantees the completeness of the information contained in this document and are not responsible for any errors or omission in or your use of, or reliance on, the information. This publication is under copyright. © 2015 TSX Inc. All rights reserved. Do not copy, distribute, sell or modify this publication without the prior written consent of TSX Inc. www.tmx.com/trading

TSX

Daily Volume	312,156,526
Daily Value	\$7,668,527,321
Daily Trades	951,373
Daily Symbols Traded	2,084

TSX ANONYMOUS TRADING

Daily Volume	138,156,476
Daily Value	\$4,050,514,329
Average Trade Size	298
% TSX Volume	44.26 %

TSX Volume**TSX Value (in Canadian Dollars)****Top 20 TSX Symbols by Volume**

Symbol	TSX Volume	TSX Value
SU	7,029,228	\$197,053,628
BBD.B	5,817,112	\$11,950,624
BTE	5,685,975	\$23,274,045
HND	4,811,178	\$9,416,844
CVE	4,714,172	\$67,644,816
DML	4,337,620	\$10,144,371
HEXO	4,317,747	\$9,837,006
TD	4,218,195	\$374,557,172
BMO	4,126,062	\$556,703,463
MFC	3,666,590	\$91,980,652
BTO	3,664,558	\$19,152,942
CPG	3,576,489	\$21,942,713
ENB	3,574,253	\$188,479,318
HUT	3,473,406	\$50,460,326
SYZ	3,213,713	\$36,602,271
BB	3,185,957	\$45,130,895
TRP	3,083,333	\$208,554,656
TVE	2,969,313	\$10,074,192
BTCC.B	2,931,858	\$34,124,347
BNS	2,840,449	\$231,639,790

Top 20 TSX Symbols by Value

Symbol	TSX Volume	TSX Value
BMO	4,126,062	\$556,703,463
CNR	2,381,294	\$389,849,809
TD	4,218,195	\$374,557,172
BNS	2,840,449	\$231,639,790
TRP	3,083,333	\$208,554,656
SU	7,029,228	\$197,053,628
ENB	3,574,253	\$188,479,318
RY	1,409,670	\$186,604,943
CNQ	2,680,789	\$140,151,282
SHOP	65,557	\$120,956,536
CP	1,059,561	\$98,119,294
CM	638,713	\$95,156,577
MFC	3,666,590	\$91,980,652
STN	1,324,552	\$90,855,050
RCI.B	1,485,816	\$89,915,145
FM	2,822,295	\$82,706,638
FTS	1,472,069	\$81,284,102
NTR	876,775	\$76,054,883
BAM.A	982,365	\$73,039,533
CVE	4,714,172	\$67,644,816

ETF Trading

Daily Volume	30,086,295	Average Trade Value	\$7,613
Daily Value	\$499,756,027	Average Trade Size	458
# Trades	65,643	# of ETFs Traded	802

Top 10 ETFs by TSX Volume

Symbol	Market Volume	Market Value
HND	4,811,178	\$9,416,844
BTCC.B	2,931,858	\$34,124,347
XIU	1,607,188	\$51,725,423
ETHX.B	1,587,788	\$29,811,070
XEG	1,509,233	\$15,156,149
BTCC	1,258,654	\$16,385,098
BTCC.U	938,761	\$11,180,896
HNU	859,692	\$16,908,101
BTCX.B	709,246	\$8,416,215
ETHX.U	470,215	\$8,956,266

Top 10 ETFs by TSX Value

Symbol	Market Volume	Market Value
XIU	1,607,188	\$51,725,423
BTCC.B	2,931,858	\$34,124,347
ETHX.B	1,587,788	\$29,811,070
HNU	859,692	\$16,908,101
BTCC	1,258,654	\$16,385,098
XEG	1,509,233	\$15,156,149
ZEB	304,099	\$11,589,352
BTCC.U	938,761	\$11,180,896
VFV	97,456	\$9,694,503
HND	4,811,178	\$9,416,844

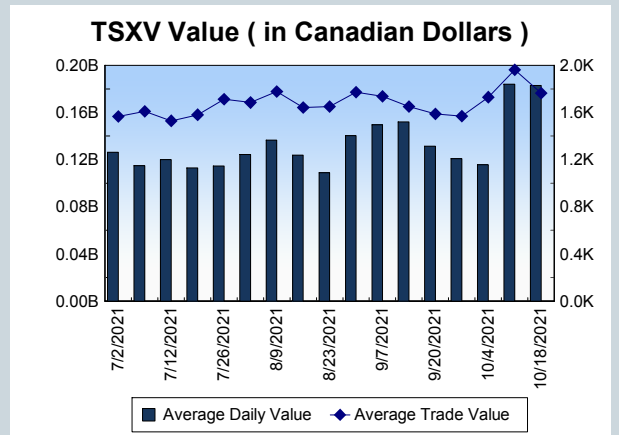
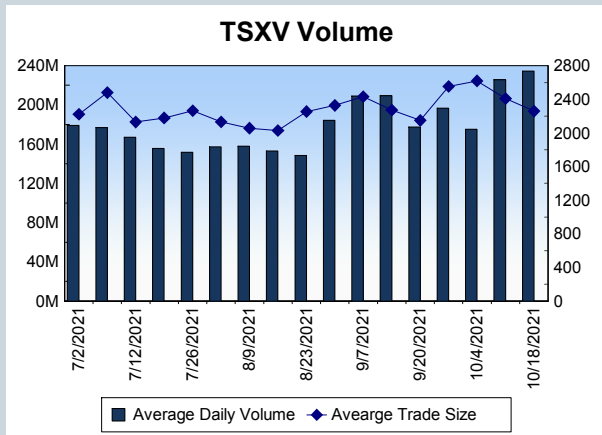
Block Trades	Non Block Trades
695	950,678

Top 5 Block Trade Brokers by Volume	
Broker	TSX Block Volume
TD SECURITIES INC.	12,568,900
NATIONAL BANK FINANCIAL	6,561,500
BMO NESBITT BURNS INC.	5,394,700
MERRILL LYNCH CANADA LT	4,846,500
CORMARK SECURITIES INC.	4,186,900

Top 5 Block Trade Symbols by Volume	
Symbol	TSX Block Volume
BMO	3,414,200
SYZ	3,085,900
TD	2,658,600
STEP	2,000,000
MFC	1,757,100

TSXV	
Daily Volume	214,164,408
Daily Value	\$187,347,453
Daily Trades	101,563
Daily Symbols Traded	1,297

TSXV ANONYMOUS TRADING	
Daily Volume	102,272,509
Daily Value	\$87,551,029
Average Trade Size	2,417
% TSXV Volume	47.75%



Top 20 TSXV Symbols by Volume		
Symbol	TSXV Volume	TSXV Value
HIVE	7,046,942	\$33,874,153
CSTR	6,973,308	\$1,362,434
ROS	4,111,643	\$1,073,308
SALT	3,490,837	\$4,478,975
PEGA	3,255,750	\$294,236
MOS	2,811,678	\$70,881
MUR	2,797,999	\$337,967
LQWD	2,420,267	\$861,521
FOBI	2,352,196	\$4,857,946
LUM	2,326,236	\$1,302,474
NGE	2,274,787	\$181,235
THRM	2,272,955	\$1,087,842
BITF	2,076,468	\$14,169,362
AAX	2,042,700	\$121,006
DMGI	1,967,703	\$2,177,305
NHHH	1,788,843	\$491,906
AN	1,700,612	\$696,675
LI	1,700,088	\$4,878,669
AUN	1,608,741	\$1,003,315
NLC	1,561,229	\$9,804,440

Top 20 TSXV Symbols by Value		
Symbol	TSXV Volume	TSXV Value
HIVE	7,046,942	\$33,874,153
BITF	2,076,468	\$14,169,362
NLC	1,561,229	\$9,804,440
LI	1,700,088	\$4,878,669
FOBI	2,352,196	\$4,857,946
SLI	363,401	\$4,690,289
SALT	3,490,837	\$4,478,975
TOI	27,416	\$3,598,639
EMO	1,212,843	\$3,017,777
VMC	577,128	\$2,939,384
NFG	261,849	\$2,592,385
AMC	565,131	\$2,583,036
RECO	383,639	\$2,294,449
DMGI	1,967,703	\$2,177,305
URC	259,295	\$1,796,728
ML	400,851	\$1,453,684
NOU	143,839	\$1,402,395
CSTR	6,973,308	\$1,362,434
CRE	770,327	\$1,333,540
LUM	2,326,236	\$1,302,474

Dark TSX/TSXV Trading			
Volume	15,984,410	Daily Trades	66,314
Value	479,049,191	Daily Symbols Traded	1,399