



October 22, 2021

For more information, email trading_sales@tsx.com
 Visit our blog at <http://exchange.tmx.com/>

Indices	October 22 Close	Previous Close	Change	% Change
S&P/TSX Composite Index	21,216.15			%
S&P/TSX 60 Index	1,274.54			%
S&P/TSX Venture Composite	948.84			%
S&P/TSX Completion Index	1,261.61			%
S&P/TSX Smallcap Index	801.32			%

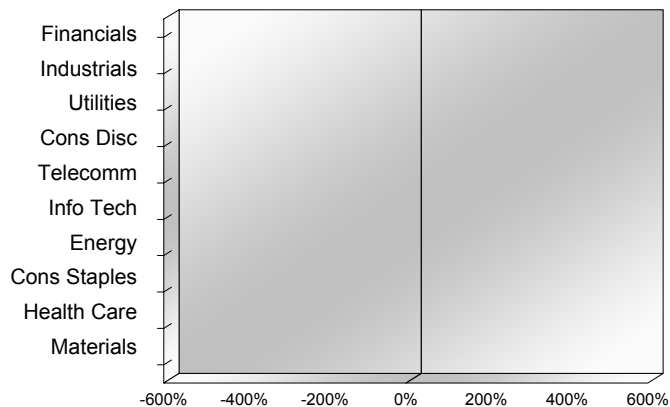
S&P/TSX Composite Index		
Advancers	Decliners	Unchanged
0	0	0

S&P/TSX Composite Index			
Top 10 Index Contributors		Top 10 Index Detractors	
Constituent	Index Contribution	Constituent	Index Contribution

S&P/TSX Composite Index			
Top 10 Advancers		Top 10 Decliners	
Constituent	Return	Constituent	Return
	%		%

S&P/TSX Composite Index				
Sector	# of Index Constituents	Weight	Market Cap (\$B)	Index Contribution
Financials	28	%	\$976.06	
Industrials	30	%	\$361.98	
Utilities	16	%	\$134.93	
Consumer Discretionary	13	%	\$106.47	
Communication Services	7	%	\$140.76	
Information Technology	15	%	\$343.29	
Energy	23	%	\$408.95	
Consumer Staples	13	%	\$108.72	
Health Care	9	%	\$28.99	
Materials	55	%	\$351.52	
S&P/TSX Composite Index	209	%	\$2,961.69	

S&P/TSX Composite Index - Sectors Returns



This report is published by TSX Inc. TSX Inc. does not guarantee either the completeness or the accuracy of this information. The information contained in this report is provided for informational purposes only and you agree not to rely upon the information contained in this report for any trading, business or financial purpose. These sheets are printed in Canada and issued by TSX Inc. under the express condition, to which everyone receiving or making use thereof assents, that no liability shall be incurred by TSX Inc. or its affiliated companies or any other vendor or donor, including, without limitation, for reliance on or for any errors or inaccuracies in this report. Neither TMX Group Limited, TSX Inc., nor any of their affiliated companies, guarantees the completeness of the information contained in this document and are not responsible for any errors or omission in or your use of, or reliance on, the information. This publication is under copyright. © 2015 TSX Inc. All rights reserved. Do not copy, distribute, sell or modify this publication without the prior written consent of TSX Inc. www.tmx.com/trading

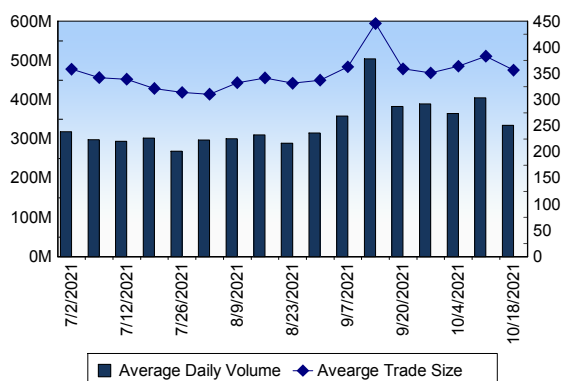
TSX

Daily Volume	318,178,583
Daily Value	\$8,307,893,695
Daily Trades	893,901
Daily Symbols Traded	2,098

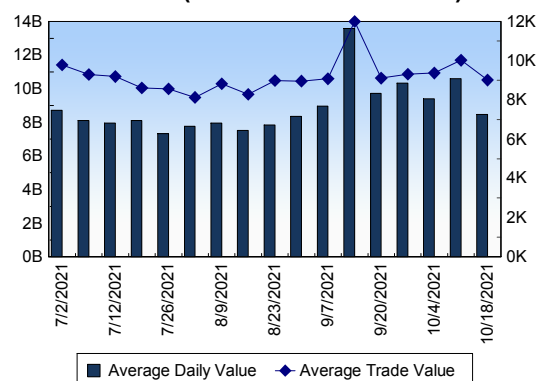
TSX ANONYMOUS TRADING

Daily Volume	132,721,978
Daily Value	\$3,632,916,293
Average Trade Size	306
% TSX Volume	41.71 %

TSX Volume



TSX Value (in Canadian Dollars)



Top 20 TSX Symbols by Volume

Symbol	TSX Volume	TSX Value
BBD.B	9,230,311	\$19,557,409
TRP	5,396,808	\$366,709,950
BTO	5,092,813	\$27,727,701
BMO	4,520,957	\$612,067,546
ENB	4,405,883	\$232,957,027
DML	4,334,429	\$9,793,919
MFC	4,239,179	\$106,523,239
HND	4,134,795	\$7,708,892
BTE	4,095,749	\$16,654,843
K	3,953,485	\$31,322,208
SU	3,917,768	\$110,343,559
CJR.B	3,346,047	\$18,771,478
TCW	3,320,128	\$11,610,708
CVE	3,316,564	\$47,733,952
HEXO	3,149,200	\$6,783,687
AC	3,128,801	\$71,727,688
TVE	3,094,936	\$10,826,880
BNS	3,069,544	\$250,938,650
YRI	2,948,149	\$15,884,461
HUT	2,916,177	\$40,230,015

Top 20 TSX Symbols by Value

Symbol	TSX Volume	TSX Value
BMO	4,520,957	\$612,067,546
TRP	5,396,808	\$366,709,950
RY	2,673,719	\$355,936,652
SHOP	187,343	\$330,557,477
BNS	3,069,544	\$250,938,650
TD	2,801,542	\$249,655,134
ENB	4,405,883	\$232,957,027
CNR	1,391,699	\$232,358,990
CM	1,300,661	\$194,837,461
NA	1,391,198	\$144,054,115
CNQ	2,554,083	\$134,967,421
BCE	2,081,837	\$131,444,301
MG	1,133,787	\$113,079,915
SU	3,917,768	\$110,343,559
RCI.B	1,832,027	\$109,803,390
MFC	4,239,179	\$106,523,239
CP	1,055,145	\$99,164,473
SJR.B	2,661,765	\$94,685,601
SLF	1,229,311	\$86,772,199
POW	1,902,776	\$80,652,116

ETF Trading

Daily Volume	25,084,248	Average Trade Value	\$8,107
Daily Value	\$443,105,873	Average Trade Size	459
# Trades	54,660	# of ETFs Traded	811

Top 10 ETFs by TSX Volume

Symbol	Market Volume	Market Value
HND	4,134,795	\$7,708,892
BTCC.B	1,402,681	\$15,759,389
ETHX.B	1,099,995	\$19,970,516
XIU	1,018,528	\$32,782,508
HNU	852,934	\$17,464,067
XEG	787,890	\$7,968,699
BTCC.U	742,140	\$8,558,800
BTCC	711,424	\$8,967,653
XGD	526,599	\$9,489,710
HSD	442,767	\$3,106,086

Top 10 ETFs by TSX Value

Symbol	Market Volume	Market Value
XIU	1,018,528	\$32,782,508
ETHX.B	1,099,995	\$19,970,516
HNU	852,934	\$17,464,067
BTCC.B	1,402,681	\$15,759,389
VFV	156,891	\$15,639,043
ZEB	369,082	\$14,127,234
HXT	227,690	\$11,389,406
XGD	526,599	\$9,489,710
XSP	183,953	\$9,001,454
BTCC	711,424	\$8,967,653

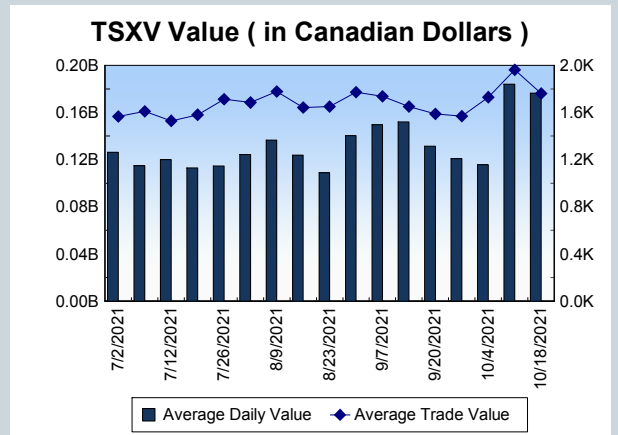
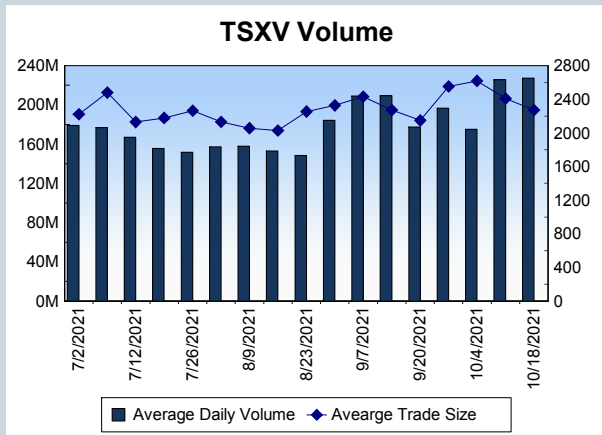
Block Trades	Non Block Trades
769	893,132

Top 5 Block Trade Brokers by Volume	
Broker	TSX Block Volume
NATIONAL BANK FINANCIAL	11,578,100
TD SECURITIES INC.	10,222,900
RBC CAPITAL MARKETS	9,687,400
INSTINET CANADA LTD.	8,248,400
BMO NESBITT BURNS INC.	8,034,100

Top 5 Block Trade Symbols by Volume	
Symbol	TSX Block Volume
TRP	3,709,200
BMO	3,561,900
MFC	2,455,200
TCW	2,400,000
ENB	2,393,200

TSXV	
Daily Volume	199,302,195
Daily Value	\$149,400,936
Daily Trades	85,545
Daily Symbols Traded	1,295

TSXV ANONYMOUS TRADING	
Daily Volume	93,949,639
Daily Value	\$76,389,103
Average Trade Size	2,508
% TSXV Volume	47.14%



Top 20 TSXV Symbols by Volume		
Symbol	TSXV Volume	TSXV Value
NHHH	7,195,259	\$1,454,232
HIVE	3,226,932	\$14,311,362
CSTR	3,218,057	\$579,539
KS	3,098,748	\$219,181
TWR	2,842,630	\$167,683
EMO	2,221,552	\$6,533,730
WATR	2,200,224	\$100,979
AN	2,196,761	\$878,153
PEGA	2,121,519	\$189,624
CMC	2,069,841	\$918,205
THRM	1,862,982	\$910,613
AAZ	1,582,528	\$141,098
LIT	1,498,270	\$766,930
NRG	1,366,072	\$132,147
ILC	1,288,812	\$134,245
XTT	1,279,700	\$45,268
DBG	1,275,773	\$268,240
VLI	1,251,140	\$198,004
CMB	1,173,415	\$143,028
AL	1,148,636	\$158,946

Top 20 TSXV Symbols by Value		
Symbol	TSXV Volume	TSXV Value
HIVE	3,226,932	\$14,311,362
EMO	2,221,552	\$6,533,730
BITF	990,637	\$6,381,967
NLC	736,437	\$4,639,703
ORC.B	846,394	\$4,106,348
SLI	271,755	\$3,472,043
TOI	24,879	\$3,274,230
RECO	519,769	\$3,003,917
CAD	914,582	\$2,762,067
LI	783,499	\$2,310,090
FOBI	936,106	\$2,045,041
AMC	405,569	\$1,900,330
NFG	176,442	\$1,768,859
ML	470,094	\$1,708,233
VZLA	560,601	\$1,654,825
ARTG	240,386	\$1,546,057
BSR	877,252	\$1,481,121
NHHH	7,195,259	\$1,454,232
ETMC	398,093	\$1,274,776
HIGH	789,246	\$1,274,033

Dark TSX/TSXV Trading			
Volume	15,572,630	Daily Trades	58,942
Value	450,764,947	Daily Symbols Traded	1,353