



October 26, 2021

For more information, email trading_sales@tsx.com

Visit our blog at <http://exchange.tmx.com/>

Indices	October 26 Close	Previous Close	Change	% Change
S&P/TSX Composite Index	21,173.45			%
S&P/TSX 60 Index	1,270.90			%
S&P/TSX Venture Composite	958.76			%
S&P/TSX Completion Index	1,262.92			%
S&P/TSX Smallcap Index	808.90			%

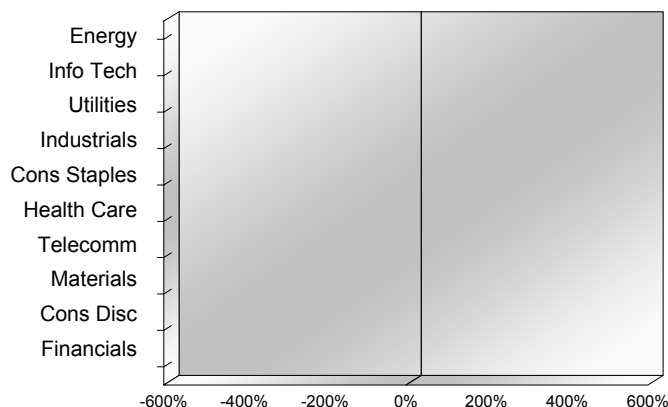
S&P/TSX Composite Index			
Advancers	Decliners	Unchanged	
0	0	0	

S&P/TSX Composite Index			
Top 10 Index Contributors		Top 10 Index Detractors	
Constituent	Index Contribution	Constituent	Index Contribution

S&P/TSX Composite Index			
Top 10 Advancers		Top 10 Decliners	
Constituent	Return	Constituent	Return
	%		%

S&P/TSX Composite Index				
Sector	# of Index Constituents	Weight	Market Cap (\$B)	Index Contribution
Energy	23	%	\$411.29	
Information Technology	15	%	\$333.89	
Utilities	16	%	\$134.66	
Industrials	30	%	\$359.35	
Consumer Staples	13	%	\$107.98	
Health Care	9	%	\$28.56	
Communication Services	7	%	\$139.40	
Materials	55	%	\$353.89	
Consumer Discretionary	13	%	\$104.22	
Financials	28	%	\$982.38	
S&P/TSX Composite Index	209	%	\$2,955.62	

S&P/TSX Composite Index - Sectors Returns



This report is published by TSX Inc. TSX Inc. does not guarantee either the completeness or the accuracy of this information. The information contained in this report is provided for informational purposes only and you agree not to rely upon the information contained in this report for any trading, business or financial purpose. These sheets are printed in Canada and issued by TSX Inc. under the express condition, to which everyone receiving or making use thereof assents, that no liability shall be incurred by TSX Inc. or its affiliated companies or any other vendor or donor, including, without limitation, for reliance on or for any errors or inaccuracies in this report. Neither TMX Group Limited, TSX Inc., nor any of their affiliated companies, guarantees the completeness of the information contained in this document and are not responsible for any errors or omission in or your use of, or reliance on, the information. This publication is under copyright. © 2015 TSX Inc. All rights reserved. Do not copy, distribute, sell or modify this publication without the prior written consent of TSX Inc.

www.tmx.com/trading

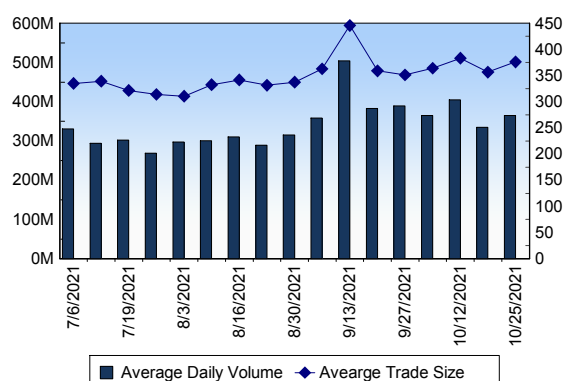
TSX

Daily Volume	328,507,945
Daily Value	\$9,528,070,028
Daily Trades	955,009
Daily Symbols Traded	2,110

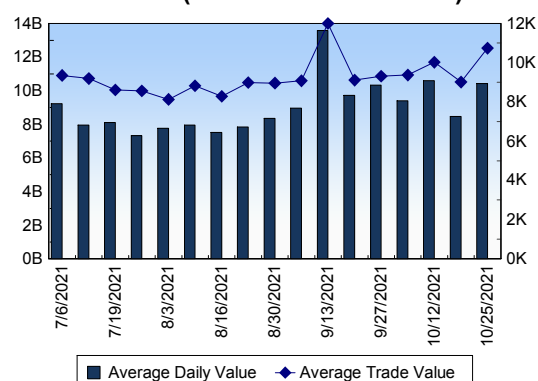
TSX ANONYMOUS TRADING

Daily Volume	147,254,145
Daily Value	\$4,727,006,494
Average Trade Size	321
% TSX Volume	44.83 %

TSX Volume



TSX Value (in Canadian Dollars)



Top 20 TSX Symbols by Volume

Symbol	TSX Volume	TSX Value
RY	11,490,134	\$1,524,831,442
HND	8,686,653	\$13,354,815
ATH	8,008,051	\$8,440,283
BMO	5,789,755	\$797,805,029
DML	5,012,073	\$11,582,618
ENB	4,601,799	\$243,091,779
BBD.B	4,559,114	\$9,872,216
SU	4,502,566	\$131,868,170
CVE	4,058,722	\$59,716,843
BTO	4,050,862	\$22,337,482
WCP	3,876,687	\$30,494,424
HUT	3,762,830	\$60,236,327
CPG	3,594,204	\$22,522,830
CUF.UN	3,540,128	\$41,074,705
EMA	3,439,108	\$203,085,022
RCI.B	3,343,539	\$188,244,014
GTE	3,340,014	\$3,869,931
BTE	3,180,457	\$13,309,153
EGLX	3,170,493	\$11,738,516
CNQ	3,049,694	\$160,689,369

Top 20 TSX Symbols by Value

Symbol	TSX Volume	TSX Value
RY	11,490,134	\$1,524,831,442
BMO	5,789,755	\$797,805,029
SHOP	180,163	\$308,431,313
ENB	4,601,799	\$243,091,779
TD	2,341,637	\$211,412,346
EMA	3,439,108	\$203,085,022
RCI.B	3,343,539	\$188,244,014
CNR	1,064,335	\$176,858,697
NA	1,611,644	\$168,152,435
CNQ	3,049,694	\$160,689,369
BNS	1,814,698	\$150,287,603
CM	913,149	\$137,802,230
SU	4,502,566	\$131,868,170
TRP	1,914,507	\$129,480,835
CP	1,044,101	\$97,697,690
PPL	2,109,923	\$88,050,752
CTC.A	465,751	\$83,835,522
SLF	1,104,621	\$78,642,189
QSR	1,076,717	\$77,362,391
BAM.A	916,675	\$69,835,134

ETF Trading

Daily Volume	30,057,617	Average Trade Value	\$10,271
Daily Value	\$551,038,578	Average Trade Size	560
# Trades	53,650	# of ETFs Traded	834

Top 10 ETFs by TSX Volume

Symbol	Market Volume	Market Value
HND	8,686,653	\$13,354,815
XIU	2,012,658	\$64,918,162
HNU	1,130,566	\$26,631,029
ETHX.B	894,724	\$17,063,951
BTCC.B	813,275	\$9,307,941
XGD	730,660	\$13,109,811
XEG	667,169	\$6,898,220
BTCC.U	545,370	\$6,404,642
ZEB	535,486	\$20,715,232
ZSP	485,980	\$30,268,681

Top 10 ETFs by TSX Value

Symbol	Market Volume	Market Value
XIU	2,012,658	\$64,918,162
XQQ	273,576	\$33,355,869
ZSP	485,980	\$30,268,681
HNU	1,130,566	\$26,631,029
ZEB	535,486	\$20,715,232
ETHX.B	894,724	\$17,063,951
HND	8,686,653	\$13,354,815
XGD	730,660	\$13,109,811
HXT	255,770	\$12,811,797
VFV	119,573	\$12,042,208

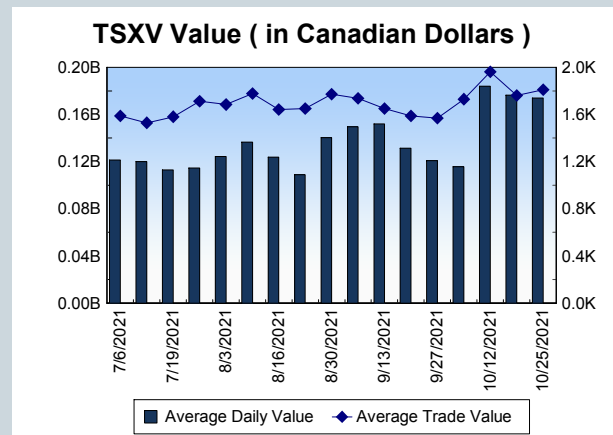
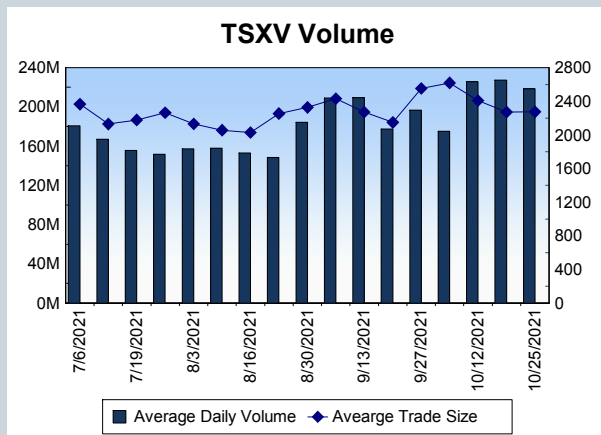
Block Trades	Non Block Trades
839	954,170

Top 5 Block Trade Brokers by Volume	
Broker	TSX Block Volume
GOLDMAN SACHS CANADA I	10,644,100
NATIONAL BANK FINANCIAL	9,492,400
MERRILL LYNCH CANADA LT	8,957,500
TD SECURITIES INC.	7,585,800
BMO NESBITT BURNS INC.	6,891,500

Top 5 Block Trade Symbols by Volume	
Symbol	TSX Block Volume
RY	9,732,800
BMO	4,423,800
EMA	2,982,700
ATH	2,613,100
ENB	2,551,900

TSXV	
Daily Volume	214,866,043
Daily Value	\$171,813,550
Daily Trades	92,171
Daily Symbols Traded	1,324

TSXV ANONYMOUS TRADING	
Daily Volume	98,579,205
Daily Value	\$83,983,946
Average Trade Size	2,388
% TSXV Volume	45.88%



Top 20 TSXV Symbols by Volume		
Symbol	TSXV Volume	TSXV Value
CMC	6,674,340	\$2,519,671
NVV	6,502,000	\$587,210
NBM	4,203,134	\$2,284,038
NCI	4,008,700	\$203,590
UGD	3,680,797	\$354,185
HIVE	3,428,909	\$16,263,959
NHHH	3,328,500	\$580,965
SUGR.WT	3,244,400	\$16,222
LIT	2,430,822	\$1,228,677
NUG	2,183,430	\$98,613
CSTR	2,092,805	\$387,031
DM	1,765,405	\$317,625
GSP	1,744,163	\$703,529
AN	1,722,562	\$614,756
WATR	1,674,143	\$75,702
AAZ	1,643,467	\$139,548
NLC	1,637,614	\$10,252,782
BITF	1,478,407	\$9,582,299
TECT	1,478,250	\$146,942
EMO	1,445,912	\$4,658,787

Top 20 TSXV Symbols by Value		
Symbol	TSXV Volume	TSXV Value
HIVE	3,428,909	\$16,263,959
SLI	937,804	\$13,862,192
NLC	1,637,614	\$10,252,782
BITF	1,478,407	\$9,582,299
TOI	38,939	\$5,132,052
EMO	1,445,912	\$4,658,787
RECO	670,139	\$3,574,658
GMG	1,024,452	\$3,386,541
LI	1,042,534	\$3,283,893
CMC	6,674,340	\$2,519,671
PRYM	497,531	\$2,425,578
NBM	4,203,134	\$2,284,038
ETMC	665,291	\$2,164,527
SVI	364,023	\$2,117,295
CAD	565,848	\$1,942,477
F	1,142,932	\$1,772,025
NFG	159,990	\$1,669,621
ISO	309,840	\$1,488,420
CNC	452,936	\$1,380,919
RCK	160,191	\$1,310,785

Dark TSX/TSXV Trading			
Volume	16,069,370	Daily Trades	66,524
Value	487,919,951	Daily Symbols Traded	1,386