



October 28, 2021

For more information, email trading_sales@tsx.com
 Visit our blog at <http://exchange.tmx.com/>

Indices	October 28 Close	Previous Close	Change	% Change
S&P/TSX Composite Index	21,197.53			%
S&P/TSX 60 Index	1,274.18			%
S&P/TSX Venture Composite	955.21			%
S&P/TSX Completion Index	1,257.77			%
S&P/TSX Smallcap Index	801.90			%

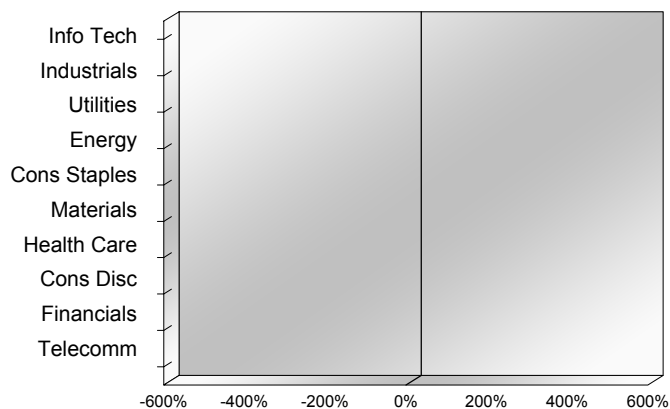
S&P/TSX Composite Index		
Advancers	Decliners	Unchanged
0	0	0

S&P/TSX Composite Index			
Top 10 Index Contributors		Top 10 Index Detractors	
Constituent	Index Contribution	Constituent	Index Contribution

S&P/TSX Composite Index			
Top 10 Advancers		Top 10 Decliners	
Constituent	Return	Constituent	Return
	%		%

S&P/TSX Composite Index				
Sector	# of Index Constituents	Weight	Market Cap (\$B)	Index Contribution
Information Technology	15	%	\$346.01	
Industrials	30	%	\$360.13	
Utilities	16	%	\$134.53	
Energy	23	%	\$412.55	
Consumer Staples	13	%	\$106.69	
Materials	55	%	\$348.62	
Health Care	9	%	\$27.82	
Consumer Discretionary	13	%	\$103.89	
Financials	28	%	\$977.22	
Communication Services	7	%	\$141.33	
S&P/TSX Composite Index	209	%	\$2,958.79	

S&P/TSX Composite Index - Sectors Returns



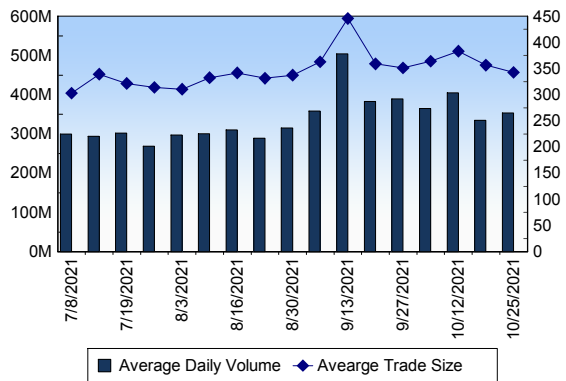
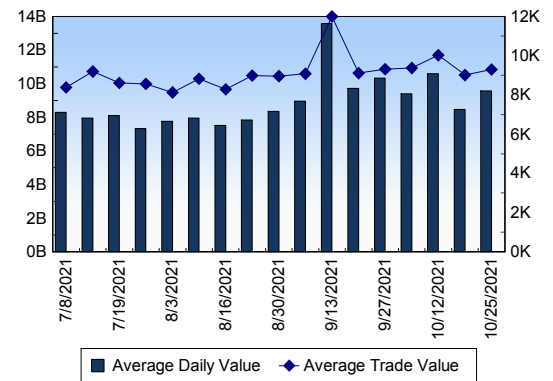
This report is published by TSX Inc. TSX Inc. does not guarantee either the completeness or the accuracy of this information. The information contained in this report is provided for informational purposes only and you agree not to rely upon the information contained in this report for any trading, business or financial purpose. These sheets are printed in Canada and issued by TSX Inc. under the express condition, to which everyone receiving or making use thereof assents, that no liability shall be incurred by TSX Inc. or its affiliated companies or any other vendor or donor, including, without limitation, for reliance on or for any errors or inaccuracies in this report. Neither TMX Group Limited, TSX Inc., nor any of their affiliated companies, guarantees the completeness of the information contained in this document and are not responsible for any errors or omission in or your use of, or reliance on, the information. This publication is under copyright. © 2015 TSX Inc. All rights reserved. Do not copy, distribute, sell or modify this publication without the prior written consent of TSX Inc. www.tmx.com/trading

TSX

Daily Volume	344,736,499
Daily Value	\$8,746,459,641
Daily Trades	1,094,490
Daily Symbols Traded	2,059

TSX ANONYMOUS TRADING

Daily Volume	152,216,274
Daily Value	\$4,015,162,040
Average Trade Size	285
% TSX Volume	44.15 %

TSX Volume**TSX Value (in Canadian Dollars)****Top 20 TSX Symbols by Volume**

Symbol	TSX Volume	TSX Value
SU	18,495,554	\$573,420,124
HND	10,939,638	\$17,022,556
BBD.B	10,632,650	\$22,185,125
CPG	8,693,450	\$52,080,162
CVE	6,195,649	\$89,197,302
WCP	5,230,360	\$38,764,605
TVE	4,425,572	\$16,100,440
HUT	4,403,616	\$67,420,366
CNQ	4,245,837	\$220,628,881
ATH	4,107,211	\$4,147,547
AQN	3,947,648	\$70,652,466
BTO	3,856,736	\$20,719,343
GGD	3,841,830	\$13,219,483
TRP	3,589,186	\$241,377,433
ENB	3,443,437	\$179,129,827
XEG	3,289,388	\$33,836,502
K	3,218,239	\$25,220,540
BTE	3,153,416	\$12,794,346
ABX	3,080,600	\$72,647,056
DML	3,069,291	\$6,635,950

Top 20 TSX Symbols by Value

Symbol	TSX Volume	TSX Value
SHOP	384,587	\$685,003,407
SU	18,495,554	\$573,420,124
BMO	3,049,825	\$421,050,312
TRP	3,589,186	\$241,377,433
TD	2,574,366	\$231,762,538
CNQ	4,245,837	\$220,628,881
RY	1,668,607	\$219,005,927
ENB	3,443,437	\$179,129,827
CM	1,091,613	\$164,422,743
BNS	1,632,368	\$134,701,122
CP	1,358,551	\$128,844,438
CNR	687,329	\$112,943,982
LSPD	796,840	\$95,215,049
BAM.A	1,191,856	\$90,633,968
BCE	1,423,326	\$90,480,019
CVE	6,195,649	\$89,197,302
XIU	2,655,157	\$85,242,246
WCN	490,064	\$81,004,738
IMO	1,801,137	\$80,055,359
TECK.B	2,266,654	\$79,748,423

ETF Trading

Daily Volume	39,239,741	Average Trade Value	\$9,751
Daily Value	\$599,745,723	Average Trade Size	638
# Trades	61,508	# of ETFs Traded	789

Top 10 ETFs by TSX Volume

Symbol	Market Volume	Market Value
HND	10,939,638	\$17,022,556
XEG	3,289,388	\$33,836,502
XIU	2,655,157	\$85,242,246
BTCC.B	1,371,572	\$15,174,606
HNU	1,323,638	\$30,449,717
ETHX.B	951,831	\$18,166,219
HOD	951,143	\$7,360,198
BTCC.U	935,481	\$10,692,466
BTCC	811,332	\$10,060,600
ZEB	699,717	\$26,881,267

Top 10 ETFs by TSX Value

Symbol	Market Volume	Market Value
XIU	2,655,157	\$85,242,246
XEG	3,289,388	\$33,836,502
HNU	1,323,638	\$30,449,717
ZEB	699,717	\$26,881,267
HXT	403,354	\$20,109,531
ETHX.B	951,831	\$18,166,219
HND	10,939,638	\$17,022,556
BTCC.B	1,371,572	\$15,174,606
XIC	321,171	\$10,795,292
BTCC.U	935,481	\$10,692,466

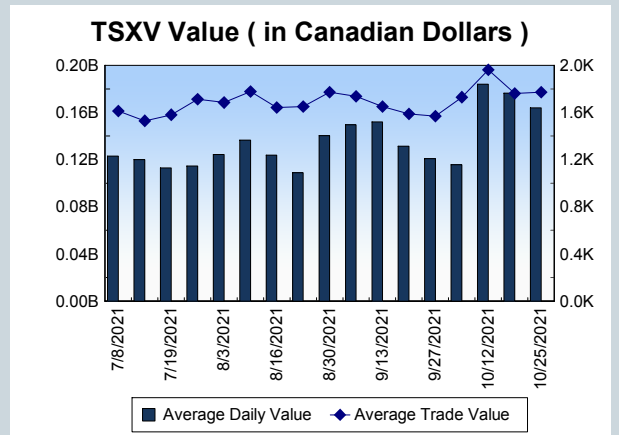
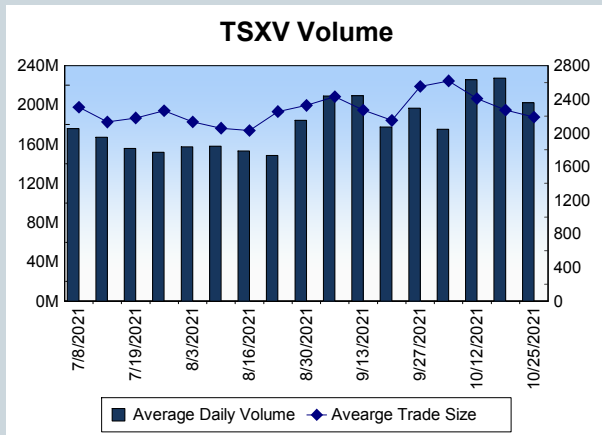
Block Trades	Non Block Trades
1,013	1,093,477

Top 5 Block Trade Brokers by Volume	
Broker	TSX Block Volume
TD SECURITIES INC.	7,913,254
BMO NESBITT BURNS INC.	6,211,000
CIBC WORLD MARKETS INC.	5,547,100
GOLDMAN SACHS CANADA I	4,328,400
MERRILL LYNCH CANADA LT	3,710,400

Top 5 Block Trade Symbols by Volume	
Symbol	TSX Block Volume
GGD	3,064,200
IPL	1,806,500
TRP	1,755,500
BMO	1,567,400
SU	1,543,400

TSXV	
Daily Volume	177,802,319
Daily Value	\$146,989,807
Daily Trades	84,241
Daily Symbols Traded	1,296

TSXV ANONYMOUS TRADING	
Daily Volume	84,894,548
Daily Value	\$75,512,733
Average Trade Size	2,208
% TSXV Volume	47.75%



Top 20 TSXV Symbols by Volume		
Symbol	TSXV Volume	TSXV Value
CMC	5,697,128	\$1,974,577
NXS	5,441,108	\$163,333
THRM	3,461,273	\$1,327,483
HIVE	3,264,559	\$14,517,225
TVC	2,719,368	\$873,964
LI	2,517,541	\$8,897,173
MPM	2,215,429	\$887,346
AN	2,154,534	\$825,251
NWST	2,026,980	\$1,911,940
CSTR	1,819,854	\$323,643
FOBI	1,603,005	\$3,013,038
EMO	1,590,550	\$5,735,686
TKX	1,577,787	\$141,760
GQC	1,438,116	\$159,543
NHHH	1,324,107	\$229,829
SALT	1,183,788	\$1,838,978
BITF	1,158,532	\$7,402,137
FUU	1,085,307	\$227,273
VTT	1,041,500	\$52,093
NGEX	1,040,662	\$1,187,306

Top 20 TSXV Symbols by Value		
Symbol	TSXV Volume	TSXV Value
HIVE	3,264,559	\$14,517,225
SLI	696,881	\$10,661,860
LI	2,517,541	\$8,897,173
BITF	1,158,532	\$7,402,137
EMO	1,590,550	\$5,735,686
FOBI	1,603,005	\$3,013,038
WE	316,067	\$3,002,090
AMC	666,446	\$2,864,217
CMC	5,697,128	\$1,974,577
NWST	2,026,980	\$1,911,940
SALT	1,183,788	\$1,838,978
GMTN	924,816	\$1,803,833
TOI	12,839	\$1,740,855
FOM	729,291	\$1,678,144
NLC	234,899	\$1,470,307
RECO	292,096	\$1,432,019
NOU	144,269	\$1,426,230
THRM	3,461,273	\$1,327,483
ETMC	431,562	\$1,224,964
NGEX	1,040,662	\$1,187,306

Dark TSX/TSXV Trading			
Volume	20,258,880	Daily Trades	78,992
Value	634,728,829	Daily Symbols Traded	1,351