



October 29, 2021

For more information, email trading_sales@tsx.com
 Visit our blog at <http://exchange.tmx.com/>

Indices	October 29 Close	Previous Close	Change	% Change
S&P/TSX Composite Index	21,037.07			%
S&P/TSX 60 Index	1,265.19			%
S&P/TSX Venture Composite	950.43			%
S&P/TSX Completion Index	1,245.91			%
S&P/TSX Smallcap Index	796.12			%

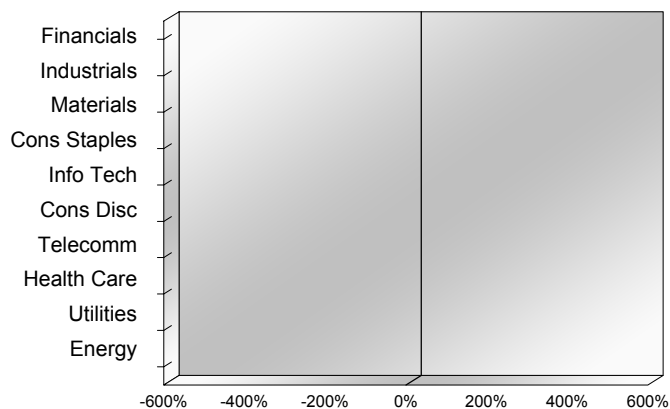
S&P/TSX Composite Index		
Advancers	Decliners	Unchanged
0	0	0

S&P/TSX Composite Index			
Top 10 Index Contributors		Top 10 Index Detractors	
Constituent	Index Contribution	Constituent	Index Contribution

S&P/TSX Composite Index			
Top 10 Advancers		Top 10 Decliners	
Constituent	Return	Constituent	Return
	%		%

S&P/TSX Composite Index				
Sector	# of Index Constituents	Weight	Market Cap (\$B)	Index Contribution
Financials	28	%	\$964.02	
Industrials	30	%	\$360.44	
Materials	55	%	\$343.16	
Consumer Staples	13	%	\$105.98	
Information Technology	15	%	\$345.27	
Consumer Discretionary	13	%	\$103.91	
Communication Services	7	%	\$141.07	
Health Care	9	%	\$27.72	
Utilities	16	%	\$134.03	
Energy	23	%	\$410.39	
S&P/TSX Composite Index	209	%	\$2,936.00	

S&P/TSX Composite Index - Sectors Returns



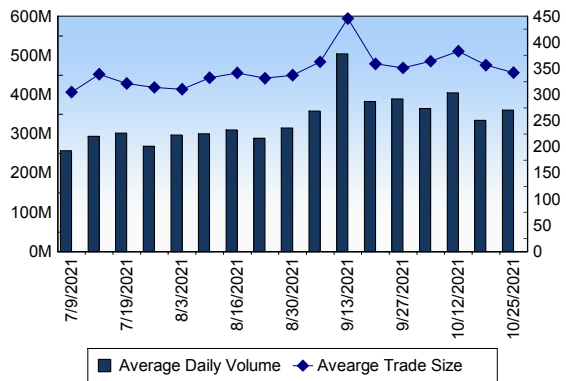
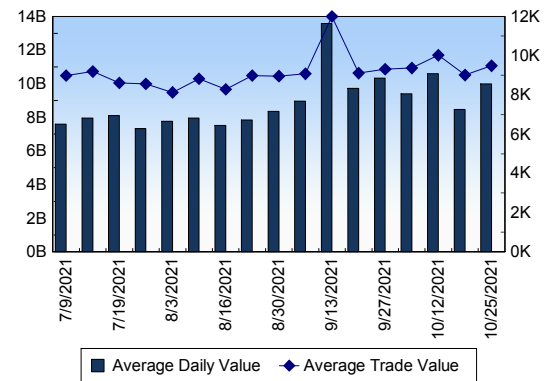
This report is published by TSX Inc. TSX Inc. does not guarantee either the completeness or the accuracy of this information. The information contained in this report is provided for informational purposes only and you agree not to rely upon the information contained in this report for any trading, business or financial purpose. These sheets are printed in Canada and issued by TSX Inc. under the express condition, to which everyone receiving or making use thereof assents, that no liability shall be incurred by TSX Inc. or its affiliated companies or any other vendor or donor, including, without limitation, for reliance on or for any errors or inaccuracies in this report. Neither TMX Group Limited, TSX Inc., nor any of their affiliated companies, guarantees the completeness of the information contained in this document and are not responsible for any errors or omission in or your use of, or reliance on, the information. This publication is under copyright. © 2015 TSX Inc. All rights reserved. Do not copy, distribute, sell or modify this publication without the prior written consent of TSX Inc. www.tmx.com/trading

TSX

Daily Volume	390,308,307
Daily Value	\$11,655,224,325
Daily Trades	1,145,677
Daily Symbols Traded	2,105

TSX ANONYMOUS TRADING

Daily Volume	168,166,143
Daily Value	\$4,862,236,523
Average Trade Size	303
% TSX Volume	43.09 %

TSX Volume**TSX Value (in Canadian Dollars)****Top 20 TSX Symbols by Volume**

Symbol	TSX Volume	TSX Value
SU	11,545,466	\$375,863,233
MFC	9,272,793	\$225,045,059
BBD.B	8,868,685	\$17,963,383
TD	8,402,744	\$754,365,050
HEXO	8,259,858	\$15,632,119
CVE	6,857,497	\$100,700,171
ENB	6,813,637	\$353,352,711
HND	6,430,733	\$11,104,097
DML	6,354,680	\$13,239,556
BMO	5,808,517	\$786,046,298
BNS	5,436,540	\$443,381,193
YRI	5,418,870	\$26,796,809
ABX	5,148,122	\$117,708,683
HUT	5,133,091	\$82,724,387
CPG	5,096,231	\$31,475,173
RY	4,867,844	\$629,953,549
TRP	4,791,780	\$320,836,434
FCU	4,196,786	\$4,218,004
BTO	3,940,958	\$20,370,570
K	3,613,538	\$27,115,893

Top 20 TSX Symbols by Value

Symbol	TSX Volume	TSX Value
BMO	5,808,517	\$786,046,298
TD	8,402,744	\$754,365,050
RY	4,867,844	\$629,953,549
BNS	5,436,540	\$443,381,193
SU	11,545,466	\$375,863,233
ENB	6,813,637	\$353,352,711
SHOP	192,242	\$347,072,838
CM	2,244,584	\$337,372,728
TRP	4,791,780	\$320,836,434
BAM.A	3,032,218	\$228,257,138
MFC	9,272,793	\$225,045,059
CNR	1,062,847	\$175,218,010
CNQ	3,187,363	\$167,345,071
NTR	1,715,818	\$147,947,718
NA	1,408,233	\$144,570,821
CP	1,416,110	\$135,770,289
BCE	2,036,474	\$129,735,775
MG	1,249,969	\$125,802,907
IMO	2,875,566	\$121,738,734
ABX	5,148,122	\$117,708,683

ETF Trading

Daily Volume	33,354,515	Average Trade Value	\$10,102
Daily Value	\$632,128,801	Average Trade Size	533
# Trades	62,572	# of ETFs Traded	817

Top 10 ETFs by TSX Volume

Symbol	Market Volume	Market Value
HND	6,430,733	\$11,104,097
XIU	3,485,447	\$111,867,179
XEG	1,682,978	\$17,642,193
ZEB	1,285,091	\$49,023,867
HNU	1,230,415	\$25,098,100
BTCC.B	1,221,185	\$13,914,051
ETHX.B	953,482	\$19,094,531
HOD	727,441	\$5,585,117
XGD	723,224	\$12,459,231
BTCC	702,177	\$8,953,647

Top 10 ETFs by TSX Value

Symbol	Market Volume	Market Value
XIU	3,485,447	\$111,867,179
ZEB	1,285,091	\$49,023,867
HNU	1,230,415	\$25,098,100
ETHX.B	953,482	\$19,094,531
XFN	369,029	\$18,160,519
XEG	1,682,978	\$17,642,193
HXT	348,219	\$17,368,190
BTCC.B	1,221,185	\$13,914,051
XSP	271,835	\$13,453,782
XGD	723,224	\$12,459,231

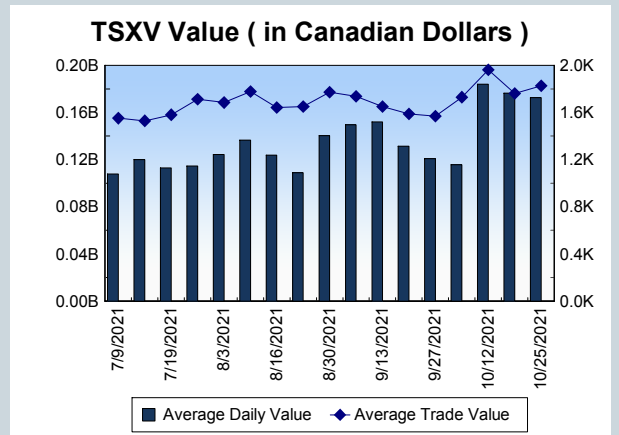
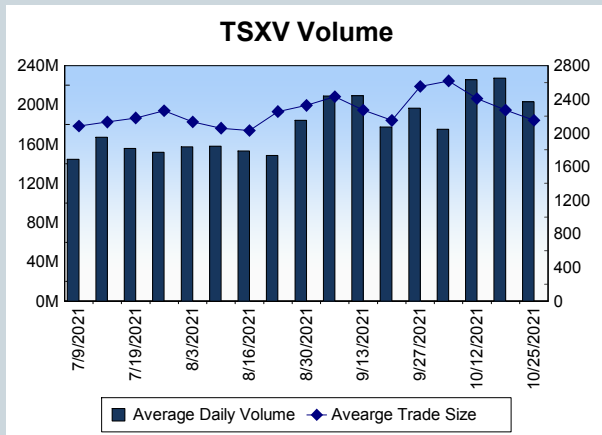
Block Trades	Non Block Trades
1,394	1,144,283

Top 5 Block Trade Brokers by Volume	
Broker	TSX Block Volume
NATIONAL BANK FINANCIAL	16,029,300
GOLDMAN SACHS CANADA I	14,532,300
TD SECURITIES INC.	13,203,600
BMO NESBITT BURNS INC.	11,738,200
MERRILL LYNCH CANADA LT	8,875,400

Top 5 Block Trade Symbols by Volume	
Symbol	TSX Block Volume
TD	4,699,800
ENB	4,131,000
MFC	3,782,500
BMO	3,354,400
TRP	2,970,600

TSXV	
Daily Volume	206,975,799
Daily Value	\$206,658,196
Daily Trades	102,534
Daily Symbols Traded	1,297

TSXV ANONYMOUS TRADING	
Daily Volume	95,013,197
Daily Value	\$106,705,907
Average Trade Size	2,222
% TSXV Volume	45.91%



Top 20 TSXV Symbols by Volume		
Symbol	TSXV Volume	TSXV Value
CMC	8,230,709	\$3,524,358
HIVE	7,509,840	\$34,892,409
FMC	5,873,788	\$1,926,506
TVC.WT	5,234,000	\$26,170
ART	4,942,065	\$1,114,990
FORT	4,784,199	\$3,799,950
IVI	3,886,811	\$193,698
RHT	3,356,552	\$3,242,857
ILI	3,007,427	\$330,308
BITF	2,904,649	\$18,978,529
AN	2,779,482	\$1,168,447
SVE	2,500,436	\$969,546
LI	2,489,350	\$9,969,067
MOS	2,408,000	\$60,470
SLI	2,288,770	\$32,284,593
CSTR	2,285,297	\$417,795
GXU	2,013,617	\$848,090
TKX	1,904,925	\$161,473
ADD	1,790,000	\$101,813
ALLI	1,586,285	\$1,812,842

Top 20 TSXV Symbols by Value		
Symbol	TSXV Volume	TSXV Value
HIVE	7,509,840	\$34,892,409
SLI	2,288,770	\$32,284,593
BITF	2,904,649	\$18,978,529
LI	2,489,350	\$9,969,067
FORT	4,784,199	\$3,799,950
CMC	8,230,709	\$3,524,358
EMO	887,389	\$3,305,631
RHT	3,356,552	\$3,242,857
TOI	20,953	\$2,895,107
FOBI	1,124,622	\$1,997,122
ML	534,780	\$1,977,564
PRYM	407,752	\$1,945,577
FMC	5,873,788	\$1,926,506
ALLI	1,586,285	\$1,812,842
RECO	361,458	\$1,751,491
CAD	525,961	\$1,568,942
URC	242,516	\$1,426,549
AMC	327,825	\$1,425,281
NOU	133,838	\$1,333,392
NLC	188,774	\$1,181,868

Dark TSX/TSXV Trading			
Volume	20,321,740	Daily Trades	80,482
Value	662,967,405	Daily Symbols Traded	1,409