



November 2, 2021

For more information, email trading_sales@tsx.com
 Visit our blog at <http://exchange.tmx.com/>

Indices	November 2 Close	Previous Close	Change	% Change
S&P/TSX Composite Index	21,170.01			%
S&P/TSX 60 Index	1,273.37			%
S&P/TSX Venture Composite	975.76			%
S&P/TSX Completion Index	1,253.14			%
S&P/TSX Smallcap Index	807.06			%

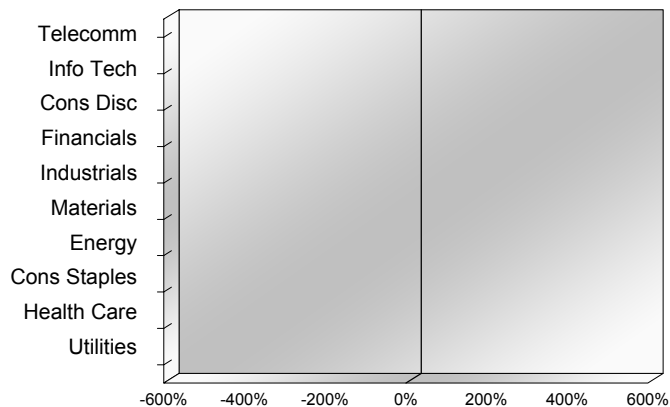
S&P/TSX Composite Index		
Advancers	Decliners	Unchanged
0	0	0

S&P/TSX Composite Index			
Top 10 Index Contributors		Top 10 Index Detractors	
Constituent	Index Contribution	Constituent	Index Contribution

S&P/TSX Composite Index			
Top 10 Advancers		Top 10 Decliners	
Constituent	Return	Constituent	Return
	%		%

S&P/TSX Composite Index				
Sector	# of Index Constituents	Weight	Market Cap (\$B)	Index Contribution
Communication Services	7	%	\$141.18	
Information Technology	15	%	\$349.55	
Consumer Discretionary	13	%	\$105.66	
Financials	28	%	\$973.96	
Industrials	30	%	\$361.64	
Materials	55	%	\$340.89	
Energy	23	%	\$412.61	
Consumer Staples	13	%	\$108.46	
Health Care	9	%	\$27.36	
Utilities	16	%	\$134.40	
S&P/TSX Composite Index	209	%	\$2,955.71	

S&P/TSX Composite Index - Sectors Returns



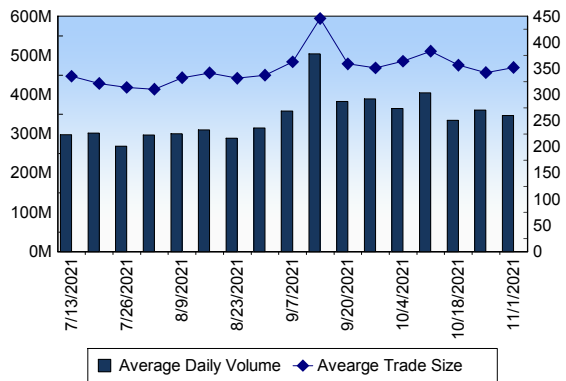
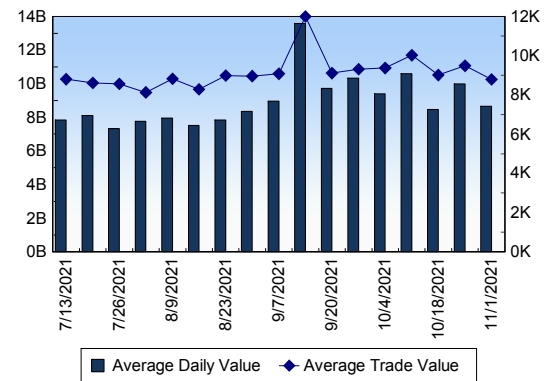
This report is published by TSX Inc. TSX Inc. does not guarantee either the completeness or the accuracy of this information. The information contained in this report is provided for informational purposes only and you agree not to rely upon the information contained in this report for any trading, business or financial purpose. These sheets are printed in Canada and issued by TSX Inc. under the express condition, to which everyone receiving or making use thereof assents, that no liability shall be incurred by TSX Inc. or its affiliated companies or any other vendor or donor, including, without limitation, for reliance on or for any errors or inaccuracies in this report. Neither TMX Group Limited, TSX Inc., nor any of their affiliated companies, guarantees the completeness of the information contained in this document and are not responsible for any errors or omission in or your use of, or reliance on, the information. This publication is under copyright. © 2015 TSX Inc. All rights reserved. Do not copy, distribute, sell or modify this publication without the prior written consent of TSX Inc. www.tmx.com/trading

TSX

Daily Volume	336,154,399
Daily Value	\$8,751,334,273
Daily Trades	978,345
Daily Symbols Traded	2,074

TSX ANONYMOUS TRADING

Daily Volume	138,097,848
Daily Value	\$3,908,338,958
Average Trade Size	286
% TSX Volume	41.08 %

TSX Volume**TSX Value (in Canadian Dollars)****Top 20 TSX Symbols by Volume**

Symbol	TSX Volume	TSX Value
SES	10,909,463	\$64,331,341
SU	10,230,841	\$330,610,317
ENB	7,803,214	\$407,651,871
HRT	7,421,714	\$194,026
AC	6,844,922	\$164,092,719
HND	6,554,812	\$11,234,902
RY	5,414,177	\$706,944,845
TCW	4,858,101	\$17,481,255
CVE	4,686,694	\$69,543,394
FTS	4,685,977	\$258,739,533
BBD.B	4,597,781	\$9,393,936
HUT	4,467,969	\$84,414,457
HEXO	4,173,238	\$6,878,680
DYA	4,109,883	\$1,460,089
BTE	3,725,025	\$15,804,905
MFC	3,717,249	\$91,190,861
DML	3,677,667	\$7,976,811
CPG	3,294,301	\$20,345,532
WCP	3,198,677	\$23,716,162
BNS	3,012,090	\$247,641,489

Top 20 TSX Symbols by Value

Symbol	TSX Volume	TSX Value
RY	5,414,177	\$706,944,845
ENB	7,803,214	\$407,651,871
BMO	2,823,292	\$384,889,339
SU	10,230,841	\$330,610,317
SHOP	151,914	\$281,283,151
FTS	4,685,977	\$258,739,533
BNS	3,012,090	\$247,641,489
TD	2,141,213	\$193,849,855
NTR	1,988,371	\$170,409,304
AC	6,844,922	\$164,092,719
CNQ	2,739,668	\$145,678,567
EMA	2,280,475	\$131,899,088
CM	827,763	\$125,373,181
CNR	596,187	\$98,086,310
TRP	1,390,621	\$93,354,732
TFII	696,390	\$92,133,131
MFC	3,717,249	\$91,190,861
PPL	2,167,371	\$89,582,552
SLF	1,198,251	\$85,120,424
HUT	4,467,969	\$84,414,457

ETF Trading

Daily Volume	27,188,121	Average Trade Value	\$9,934
Daily Value	\$509,201,139	Average Trade Size	530
# Trades	51,256	# of ETFs Traded	797

Top 10 ETFs by TSX Volume

Symbol	Market Volume	Market Value
HND	6,554,812	\$11,234,902
XIU	1,601,338	\$51,679,084
HNU	1,261,641	\$25,237,385
XEG	1,254,322	\$13,287,932
ETHX.B	904,840	\$18,578,452
BTCC.B	710,681	\$8,321,267
ZEB	690,729	\$26,533,367
XGD	609,476	\$10,381,325
ZSP	587,829	\$37,031,048
BTCC	458,486	\$5,987,093

Top 10 ETFs by TSX Value

Symbol	Market Volume	Market Value
XIU	1,601,338	\$51,679,084
ZSP	587,829	\$37,031,048
ZEB	690,729	\$26,533,367
HNU	1,261,641	\$25,237,385
ETHX.B	904,840	\$18,578,452
HXT	347,064	\$17,407,421
XEG	1,254,322	\$13,287,932
VFV	116,115	\$11,827,874
HND	6,554,812	\$11,234,902
XSP	224,919	\$11,210,316

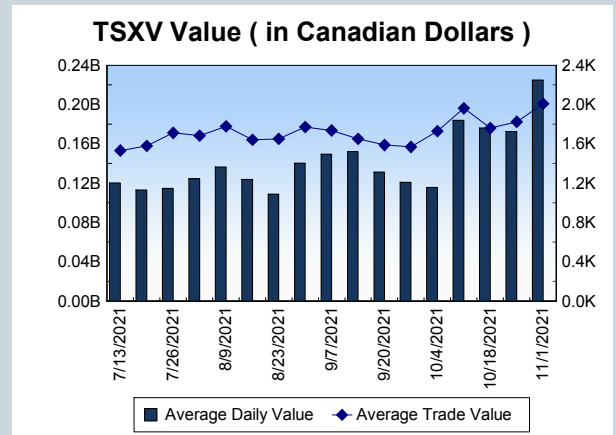
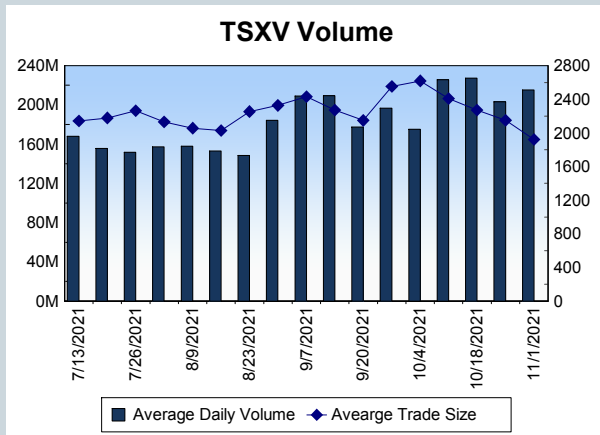
Block Trades	Non Block Trades
745	977,600

Top 5 Block Trade Brokers by Volume	
Broker	TSX Block Volume
NATIONAL BANK FINANCIAL	18,662,700
GOLDMAN SACHS CANADA I	12,679,100
CIBC WORLD MARKETS INC.	8,638,600
SOCIETE GENERALE CAPITA	8,521,800
RBC CAPITAL MARKETS	8,321,800

Top 5 Block Trade Symbols by Volume	
Symbol	TSX Block Volume
SES	8,377,900
ENB	5,900,800
FTS	3,753,700
SU	3,375,800
RY	3,242,700

TSXV	
Daily Volume	210,758,692
Daily Value	\$226,965,509
Daily Trades	119,322
Daily Symbols Traded	1,289

TSXV ANONYMOUS TRADING	
Daily Volume	92,330,258
Daily Value	\$94,396,933
Average Trade Size	2,037
% TSXV Volume	43.81%



Top 20 TSXV Symbols by Volume		
Symbol	TSXV Volume	TSXV Value
HIVE	9,466,276	\$48,803,174
AN	5,870,726	\$2,979,568
FD	5,597,079	\$9,480,418
NOT	4,288,231	\$3,518,999
ALLI	4,099,466	\$5,466,538
MPM	3,774,810	\$1,515,245
VLI	3,654,788	\$685,569
BES	3,202,611	\$1,114,201
DMGI	3,041,267	\$3,084,014
LI	2,636,938	\$12,249,549
CVM	2,605,805	\$91,289
SIE	2,302,695	\$283,026
BITF	2,301,497	\$17,595,545
TKX	2,060,595	\$155,650
CSTR	2,004,470	\$379,383
NXS	1,884,000	\$56,550
ART	1,772,924	\$481,731
STS	1,770,728	\$469,862
FMC	1,676,284	\$511,369
NLC	1,479,683	\$9,496,696

Top 20 TSXV Symbols by Value		
Symbol	TSXV Volume	TSXV Value
HIVE	9,466,276	\$48,803,174
BITF	2,301,497	\$17,595,545
LI	2,636,938	\$12,249,549
NLC	1,479,683	\$9,496,696
FD	5,597,079	\$9,480,418
ALLI	4,099,466	\$5,466,538
EMO	1,254,834	\$4,954,543
ML	957,000	\$4,505,585
SLI	252,654	\$3,903,004
NOT	4,288,231	\$3,518,999
RECO	704,053	\$3,352,233
GMG	852,738	\$3,289,022
TOI	21,962	\$3,084,542
DMGI	3,041,267	\$3,084,014
AN	5,870,726	\$2,979,568
CYP	1,280,095	\$2,806,389
GMTN	1,307,630	\$2,667,782
ZEN	414,681	\$2,560,113
NOU	201,002	\$2,239,857
WE	194,951	\$1,850,688

Dark TSX/TSXV Trading			
Volume	17,846,250	Daily Trades	69,628
Value	500,433,302	Daily Symbols Traded	1,377