

DAILY REPORT



For more information, email trading_sales@tsx.com

November 5, 2021

Indices	November 5 Close	Previous Close	Change	% Change
S&P/TSX Composite Index	21,455.82			%
S&P/TSX 60 Index	1,290.01			%
S&P/TSX Venture Composite	985.14			%
S&P/TSX Completion Index	1,272.03			%
S&P/TSX Smallcap Index	823.28			%

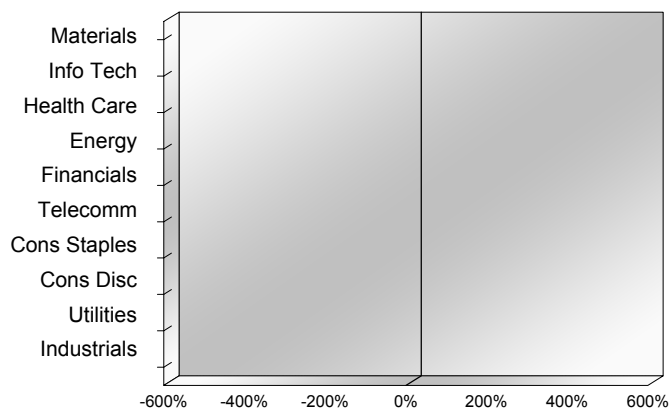
S&P/TSX Composite Index		
Advancers	Decliners	Unchanged
0	0	0

S&P/TSX Composite Index			
Top 10 Index Contributors		Top 10 Index Detractors	
Constituent	Index Contribution	Constituent	Index Contribution

S&P/TSX Composite Index			
Top 10 Advancers		Top 10 Decliners	
Constituent	Return	Constituent	Return
	%		%

S&P/TSX Composite Index				
Sector	# of Index Constituents	Weight	Market Cap (\$B)	Index Contribution
Materials	55	%	\$349.45	
Information Technology	15	%	\$352.95	
Health Care	9	%	\$28.00	
Energy	23	%	\$418.60	
Financials	28	%	\$983.18	
Communication Services	7	%	\$141.84	
Consumer Staples	13	%	\$111.51	
Consumer Discretionary	13	%	\$109.30	
Utilities	16	%	\$135.24	
Industrials	30	%	\$364.88	
S&P/TSX Composite Index	209	%	\$2,994.95	

S&P/TSX Composite Index - Sectors Returns



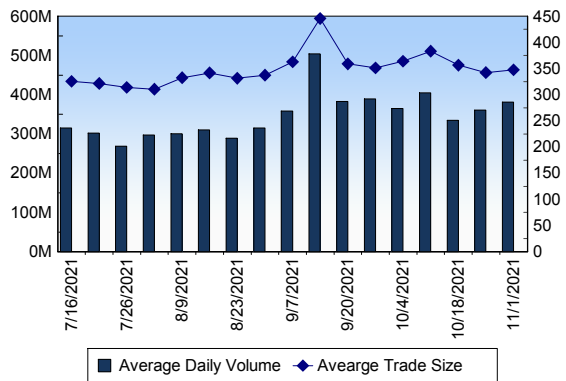
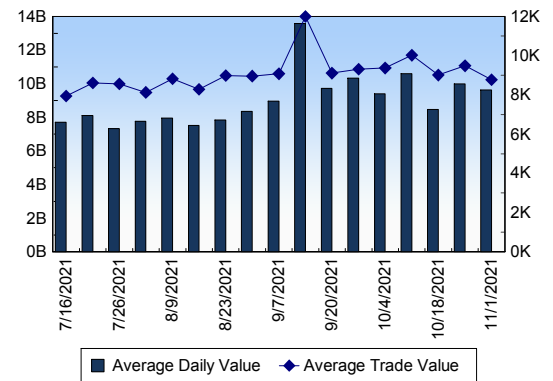
This report is published by TSX Inc. TSX Inc. does not guarantee either the completeness or the accuracy of this information. The information contained in this report is provided for informational purposes only and you agree not to rely upon the information contained in this report for any trading, business or financial purpose. These sheets are printed in Canada and issued by TSX Inc. under the express condition, to which everyone receiving or making use thereof assents, that no liability shall be incurred by TSX Inc. or its affiliated companies or any other vendor or donor, including, without limitation, for reliance on or for any errors or inaccuracies in this report. Neither TMX Group Limited, TSX Inc., nor any of their affiliated companies, guarantees the completeness of the information contained in this document and are not responsible for any errors or omission in or your use of, or reliance on, the information. This publication is under copyright. © 2016 TSX Inc. All rights reserved. Do not copy, distribute, sell or modify this publication without the prior written consent of TSX Inc. <http://www.tsx.com/trading>

TSX

Daily Volume	440,925,695
Daily Value	\$11,591,908,377
Daily Trades	1,232,189
Daily Symbols Traded	2,088

TSX ANONYMOUS TRADING

Daily Volume	176,860,916
Daily Value	\$4,431,474,929
Average Trade Size	303
% TSX Volume	40.11 %

TSX Volume**TSX Value (in Canadian Dollars)****Top 20 TSX Symbols by Volume**

Symbol	TSX Volume	TSX Value
ENB	19,870,345	\$1,063,509,437
ATH	18,239,182	\$21,382,975
SU	15,016,078	\$493,364,372
AHC	12,316,797	\$53,017,183
CVE	10,926,393	\$169,722,826
BTE	9,912,017	\$41,635,223
MFC	8,564,551	\$209,545,520
AC	8,432,746	\$219,789,004
ARX	7,299,019	\$91,042,692
WEED	5,870,694	\$86,743,328
CPG	5,707,494	\$34,261,735
CNQ	5,173,547	\$279,214,494
TRP	5,109,400	\$329,931,821
TD	5,108,307	\$467,742,238
BBD.B	4,941,135	\$10,156,896
PPL	4,419,266	\$184,714,215
ABX	4,126,401	\$99,289,996
BCE	3,769,060	\$239,658,939
CJ	3,566,704	\$17,631,909
TVE	3,448,998	\$12,646,262

Top 20 TSX Symbols by Value

Symbol	TSX Volume	TSX Value
ENB	19,870,345	\$1,063,509,437
SU	15,016,078	\$493,364,372
TD	5,108,307	\$467,742,238
RY	2,914,856	\$385,699,294
TRP	5,109,400	\$329,931,821
BMO	2,343,453	\$322,971,719
CM	1,886,596	\$282,128,212
CNQ	5,173,547	\$279,214,494
SHOP	139,497	\$265,254,717
BNS	3,000,602	\$249,185,809
BCE	3,769,060	\$239,658,939
LSPD	2,554,738	\$225,521,458
AC	8,432,746	\$219,789,004
MFC	8,564,551	\$209,545,520
PPL	4,419,266	\$184,714,215
CVE	10,926,393	\$169,722,826
CNR	757,052	\$125,072,577
SJR.B	3,282,368	\$117,757,360
GOOS	1,944,712	\$115,539,153
RCI.B	1,851,015	\$109,099,538

ETF Trading

Daily Volume	24,120,777	Average Trade Value	\$9,937
Daily Value	\$547,887,892	Average Trade Size	437
# Trades	55,134	# of ETFs Traded	815

Top 10 ETFs by TSX Volume

Symbol	Market Volume	Market Value
XEG	2,626,004	\$28,039,957
XIU	2,027,336	\$66,182,017
HOD	1,066,296	\$8,452,150
ZEB	741,585	\$28,735,210
HNU	716,093	\$14,867,692
ETHX.B	609,435	\$12,570,249
BTCC.B	530,185	\$5,991,484
HUV	472,288	\$4,437,180
HND	444,211	\$7,258,120
BTCC.U	439,250	\$5,076,413

Top 10 ETFs by TSX Value

Symbol	Market Volume	Market Value
XIU	2,027,336	\$66,182,017
ZEB	741,585	\$28,735,210
XEG	2,626,004	\$28,039,957
ZSP	346,598	\$22,284,065
HNU	716,093	\$14,867,692
ETHX.B	609,435	\$12,570,249
XFN	250,935	\$12,560,268
HXT	230,999	\$11,721,603
VFV	112,688	\$11,716,574
HQU	434,685	\$9,159,110

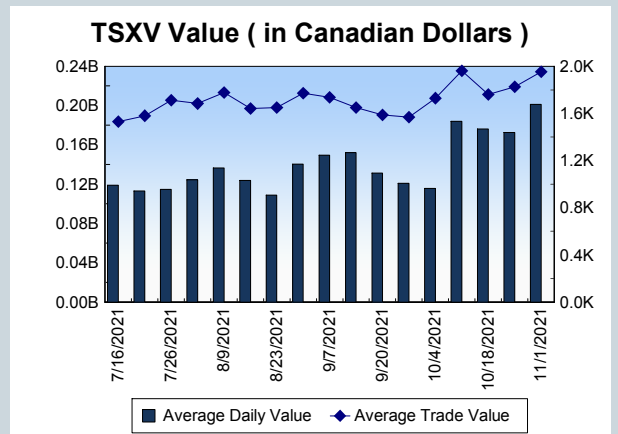
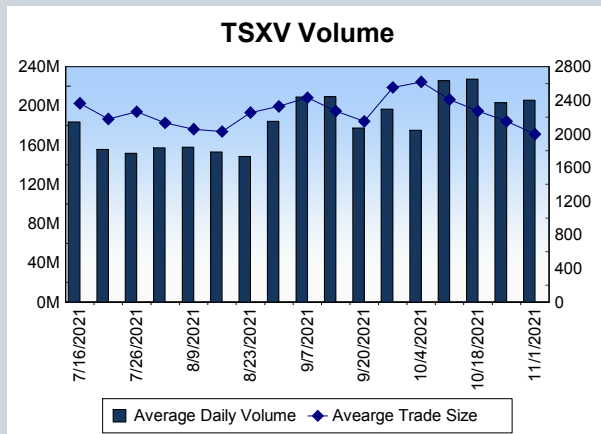
Block Trades	Non Block Trades
1,251	1,230,938

Top 5 Block Trade Brokers by Volume	
Broker	TSX Block Volume
BMO NESBITT BURNS INC.	23,402,600
NATIONAL BANK FINANCIAL	19,143,600
TD SECURITIES INC.	13,028,400
MORGAN STANLEY CANADA	12,562,300
RBC CAPITAL MARKETS	10,903,499

Top 5 Block Trade Symbols by Volume	
Symbol	TSX Block Volume
ENB	13,193,100
AHC	10,390,000
SU	8,383,500
MFC	3,516,800
TD	2,987,900

TSXV	
Daily Volume	189,733,307
Daily Value	\$161,323,656
Daily Trades	92,699
Daily Symbols Traded	1,297

TSXV ANONYMOUS TRADING	
Daily Volume	85,906,472
Daily Value	\$80,389,737
Average Trade Size	2,215
% TSXV Volume	45.28%



Top 20 TSXV Symbols by Volume		
Symbol	TSXV Volume	TSXV Value
PNN	6,878,353	\$132,314
FUU	4,977,592	\$1,354,995
NUG	4,032,529	\$146,465
HIVE	2,599,780	\$14,263,559
AN	2,561,359	\$1,308,145
CMC	2,157,636	\$874,470
BTU	1,960,050	\$249,483
SOIL.WT	1,851,000	\$129,570
NCI	1,786,036	\$95,837
STS	1,757,759	\$368,082
FMC	1,669,727	\$659,803
CRE	1,590,462	\$2,732,074
LI	1,529,777	\$7,405,786
BITF	1,506,883	\$13,703,070
FCC	1,423,725	\$496,342
DMGI	1,340,316	\$1,316,339
FD	1,272,336	\$1,903,050
NFG	1,271,103	\$9,887,506
NHHH	1,198,034	\$220,032
DAN	1,188,154	\$730,131

Top 20 TSXV Symbols by Value		
Symbol	TSXV Volume	TSXV Value
HIVE	2,599,780	\$14,263,559
BITF	1,506,883	\$13,703,070
NFG	1,271,103	\$9,887,506
LI	1,529,777	\$7,405,786
RECO	806,283	\$4,928,970
SLI	343,510	\$4,879,001
GBR	214,039	\$4,268,066
EMO	1,081,339	\$4,139,587
TOI	26,907	\$3,596,641
CRE	1,590,462	\$2,732,074
FOM	967,387	\$2,273,223
FD	1,272,336	\$1,903,050
SVI	289,202	\$1,896,227
NLC	293,337	\$1,885,489
ZEN	288,774	\$1,814,627
VZLA	549,135	\$1,717,543
HITI	210,272	\$1,701,654
NGEN	658,918	\$1,614,288
FUU	4,977,592	\$1,354,995
DMGI	1,340,316	\$1,316,339

Dark TSX/TSXV Trading			
Volume	19,449,720	Daily Trades	74,991
Value	618,461,780	Daily Symbols Traded	1,418