

DAILY REPORT



For more information, email trading_sales@tsx.com

November 8, 2021

Indices	November 8 Close	Previous Close	Change	% Change
S&P/TSX Composite Index	21,556.54			%
S&P/TSX 60 Index	1,294.47			%
S&P/TSX Venture Composite	996.49			%
S&P/TSX Completion Index	1,283.72			%
S&P/TSX Smallcap Index	834.93			%

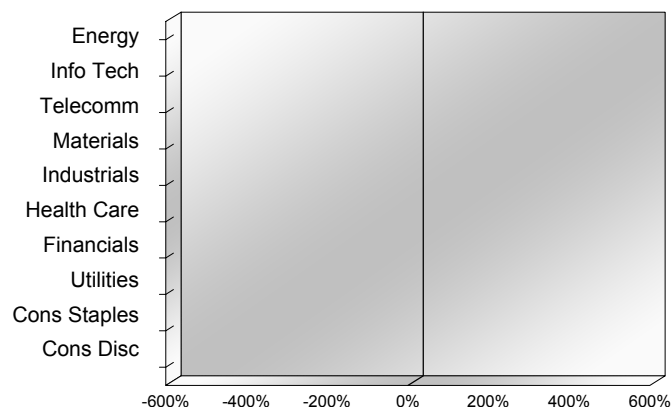
S&P/TSX Composite Index		
Advancers	Decliners	Unchanged
0	0	0

S&P/TSX Composite Index			
Top 10 Index Contributors		Top 10 Index Detractors	
Constituent	Index Contribution	Constituent	Index Contribution

S&P/TSX Composite Index			
Top 10 Advancers		Top 10 Decliners	
Constituent	Return	Constituent	Return
	%		%

S&P/TSX Composite Index				
Sector	# of Index Constituents	Weight	Market Cap (\$B)	Index Contribution
Energy	23	%	\$418.30	
Information Technology	15	%	\$355.69	
Communication Services	7	%	\$143.29	
Materials	55	%	\$353.72	
Industrials	30	%	\$366.06	
Health Care	9	%	\$30.03	
Financials	28	%	\$985.43	
Utilities	16	%	\$135.14	
Consumer Staples	13	%	\$111.52	
Consumer Discretionary	13	%	\$110.55	
S&P/TSX Composite Index	209	%	\$3,009.74	

S&P/TSX Composite Index - Sectors Returns



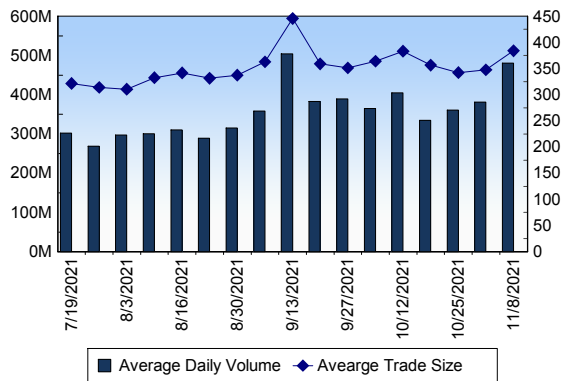
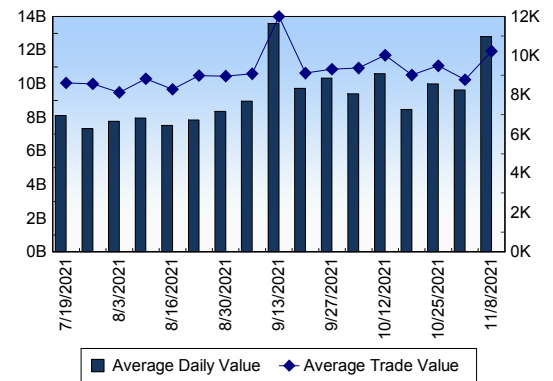
This report is published by TSX Inc. TSX Inc. does not guarantee either the completeness or the accuracy of this information. The information contained in this report is provided for informational purposes only and you agree not to rely upon the information contained in this report for any trading, business or financial purpose. These sheets are printed in Canada and issued by TSX Inc. under the express condition, to which everyone receiving or making use thereof assents, that no liability shall be incurred by TSX Inc. or its affiliated companies or any other vendor or donor, including, without limitation, for reliance on or for any errors or inaccuracies in this report. Neither TMX Group Limited, TSX Inc., nor any of their affiliated companies, guarantees the completeness of the information contained in this document and are not responsible for any errors or omission in or your use of, or reliance on, the information. This publication is under copyright. © 2016 TSX Inc. All rights reserved. Do not copy, distribute, sell or modify this publication without the prior written consent of TSX Inc. <http://www.tsx.com/trading>

TSX

Daily Volume	480,600,301
Daily Value	\$12,803,802,700
Daily Trades	1,251,734
Daily Symbols Traded	2,131

TSX ANONYMOUS TRADING

Daily Volume	209,554,739
Daily Value	\$5,776,153,277
Average Trade Size	362
% TSX Volume	43.60 %

TSX Volume**TSX Value (in Canadian Dollars)****Top 20 TSX Symbols by Volume**

Symbol	TSX Volume	TSX Value
ENB	49,622,654	\$2,622,585,933
ATH	16,904,908	\$24,220,946
CVE	11,304,443	\$184,462,863
HEXO	8,167,033	\$15,657,725
SU	6,968,652	\$229,727,846
BTE	6,699,734	\$28,475,450
DML	6,170,329	\$15,699,705
CPG	6,109,926	\$37,088,714
ABX	5,984,146	\$145,053,390
AQN	5,749,838	\$101,777,250
BBD.B	5,308,551	\$10,902,685
RY	5,270,545	\$696,024,433
MFC	4,955,772	\$123,290,095
TD	4,847,340	\$444,799,428
TRP	4,474,437	\$282,210,186
ARX	4,391,761	\$57,751,457
CNQ	4,391,577	\$239,233,925
PPL	4,286,068	\$183,100,890
HUT	4,236,041	\$83,519,826
XLY	4,125,022	\$1,151,341

Top 20 TSX Symbols by Value

Symbol	TSX Volume	TSX Value
ENB	49,622,654	\$2,622,585,933
RY	5,270,545	\$696,024,433
TD	4,847,340	\$444,799,428
TRP	4,474,437	\$282,210,186
BMO	2,021,918	\$280,406,432
CNQ	4,391,577	\$239,233,925
SU	6,968,652	\$229,727,846
CM	1,391,545	\$206,026,970
SHOP	103,361	\$198,545,572
CNR	1,155,584	\$189,600,353
CVE	11,304,443	\$184,462,863
PPL	4,286,068	\$183,100,890
BNS	2,113,558	\$175,085,039
TOU	3,416,374	\$162,577,483
ABX	5,984,146	\$145,053,390
RCI.B	2,157,319	\$130,642,227
BCE	2,031,617	\$128,758,718
MFC	4,955,772	\$123,290,095
MG	1,049,231	\$110,671,026
AC	4,106,670	\$108,705,674

ETF Trading

Daily Volume	23,932,639	Average Trade Value	\$7,987
Daily Value	\$535,456,045	Average Trade Size	357
# Trades	67,039	# of ETFs Traded	846

Top 10 ETFs by TSX Volume

Symbol	Market Volume	Market Value
XEG	1,442,274	\$15,810,782
XIU	1,249,554	\$40,952,447
BTCC.B	1,050,896	\$12,777,485
ETHX.B	997,105	\$21,759,064
HNU	904,774	\$18,160,881
XGD	834,688	\$14,862,481
HND	691,299	\$11,629,914
BTCC	579,027	\$7,834,634
DLR	553,348	\$6,932,941
HGU	481,244	\$7,859,826

Top 10 ETFs by TSX Value

Symbol	Market Volume	Market Value
XIU	1,249,554	\$40,952,447
ETHX.B	997,105	\$21,759,064
ZEO	389,637	\$19,067,663
HNU	904,774	\$18,160,881
ZEB	441,950	\$17,081,950
XEG	1,442,274	\$15,810,782
XGD	834,688	\$14,862,481
VFV	140,896	\$14,655,065
XSU	293,368	\$14,419,890
BTCC.B	1,050,896	\$12,777,485

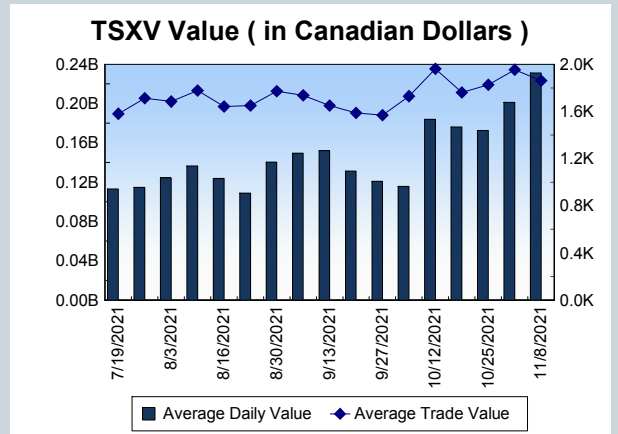
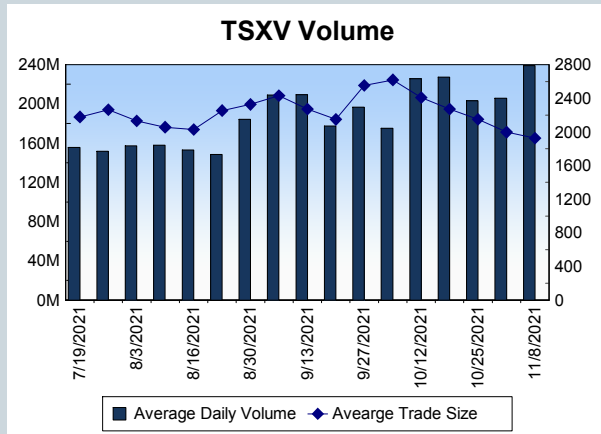
Block Trades	Non Block Trades
1,328	1,250,406

Top 5 Block Trade Brokers by Volume	
Broker	TSX Block Volume
BMO NESBITT BURNS INC.	39,585,450
GOLDMAN SACHS CANADA I	23,745,300
TD SECURITIES INC.	21,522,500
RBC CAPITAL MARKETS	18,765,600
MERRILL LYNCH CANADA LT	15,283,400

Top 5 Block Trade Symbols by Volume	
Symbol	TSX Block Volume
ENB	42,470,900
RY	3,665,500
CVE	3,114,800
ABX	3,058,000
TD	3,051,200

TSXV	
Daily Volume	238,970,261
Daily Value	\$231,058,082
Daily Trades	124,167
Daily Symbols Traded	1,345

TSXV ANONYMOUS TRADING	
Daily Volume	112,840,678
Daily Value	\$110,971,143
Average Trade Size	2,276
% TSXV Volume	47.22%



Top 20 TSXV Symbols by Volume		
Symbol	TSXV Volume	TSXV Value
HIVE	5,793,531	\$34,556,864
FCC	5,448,505	\$2,149,318
AAZ	4,674,341	\$441,097
DMGI	4,557,148	\$5,214,421
CSTR	4,318,890	\$817,819
AN	4,121,815	\$2,124,585
AEC	3,449,515	\$464,496
AFM	3,351,830	\$3,199,859
FMC	2,619,659	\$1,046,418
BITF	2,563,817	\$25,945,973
PNN	2,368,317	\$37,632
AAX	2,326,500	\$142,568
LI	2,292,163	\$9,802,747
CMC	2,240,908	\$893,341
EMO	2,192,772	\$7,852,836
NCI	1,950,557	\$111,177
ELXR	1,828,000	\$18,295
NBM	1,785,473	\$927,615
ABRA	1,756,209	\$799,782
RR	1,639,661	\$88,880

Top 20 TSXV Symbols by Value		
Symbol	TSXV Volume	TSXV Value
HIVE	5,793,531	\$34,556,864
BITF	2,563,817	\$25,945,973
LI	2,292,163	\$9,802,747
RECO	1,232,451	\$9,263,770
EMO	2,192,772	\$7,852,836
TOI	47,626	\$6,191,191
DMGI	4,557,148	\$5,214,421
NFG	582,448	\$4,428,650
SLI	239,377	\$3,473,254
GBR	168,834	\$3,371,164
AFM	3,351,830	\$3,199,859
GMG	734,447	\$3,111,677
NLC	441,676	\$2,836,468
VZLA	819,519	\$2,762,844
DGHI	273,888	\$2,580,568
ISO	376,548	\$2,246,116
FCC	5,448,505	\$2,149,318
AN	4,121,815	\$2,124,585
URC	274,442	\$1,901,587
ARTG	249,728	\$1,699,184

Dark TSX/TSXV Trading			
Volume	22,460,330	Daily Trades	85,844
Value	668,761,944	Daily Symbols Traded	1,432