

DAILY REPORT



For more information, email trading_sales@tsx.com

November 10, 2021

Indices	November 10 Close	Previous Close	Change	% Change
S&P/TSX Composite Index	21,461.93			%
S&P/TSX 60 Index	1,290.78			%
S&P/TSX Venture Composite	982.52			%
S&P/TSX Completion Index	1,270.96			%
S&P/TSX Smallcap Index	826.66			%

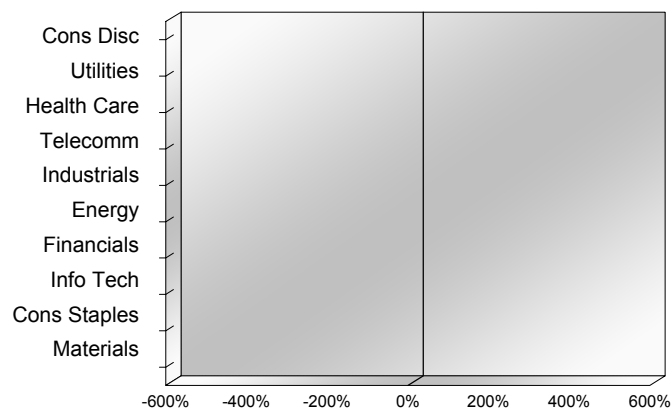
S&P/TSX Composite Index		
Advancers	Decliners	Unchanged
0	0	0

S&P/TSX Composite Index			
Top 10 Index Contributors		Top 10 Index Detractors	
Constituent	Index Contribution	Constituent	Index Contribution

S&P/TSX Composite Index			
Top 10 Advancers		Top 10 Decliners	
Constituent	Return	Constituent	Return
	%		%

S&P/TSX Composite Index				
Sector	# of Index Constituents	Weight	Market Cap (\$B)	Index Contribution
Consumer Discretionary	13	%	\$110.08	
Utilities	16	%	\$136.25	
Health Care	9	%	\$28.71	
Communication Services	7	%	\$144.06	
Industrials	30	%	\$364.71	
Energy	23	%	\$411.54	
Financials	28	%	\$985.69	
Information Technology	15	%	\$344.75	
Consumer Staples	13	%	\$112.72	
Materials	55	%	\$359.10	
S&P/TSX Composite Index	209	%	\$2,997.61	

S&P/TSX Composite Index - Sectors Returns



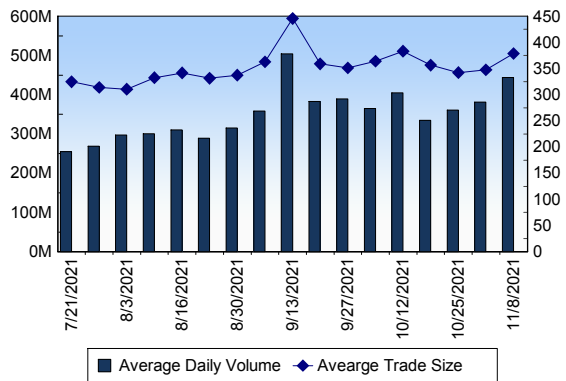
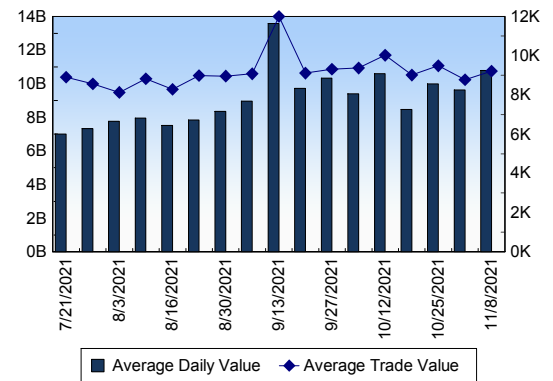
This report is published by TSX Inc. TSX Inc. does not guarantee either the completeness or the accuracy of this information. The information contained in this report is provided for informational purposes only and you agree not to rely upon the information contained in this report for any trading, business or financial purpose. These sheets are printed in Canada and issued by TSX Inc. under the express condition, to which everyone receiving or making use thereof assents, that no liability shall be incurred by TSX Inc. or its affiliated companies or any other vendor or donor, including, without limitation, for reliance on or for any errors or inaccuracies in this report. Neither TMX Group Limited, TSX Inc., nor any of their affiliated companies, guarantees the completeness of the information contained in this document and are not responsible for any errors or omission in or your use of, or reliance on, the information. This publication is under copyright. © 2016 TSX Inc. All rights reserved. Do not copy, distribute, sell or modify this publication without the prior written consent of TSX Inc. <http://www.tsx.com/trading>

TSX

Daily Volume	444,865,676
Daily Value	\$9,005,445,760
Daily Trades	1,190,147
Daily Symbols Traded	2,133

TSX ANONYMOUS TRADING

Daily Volume	192,070,252
Daily Value	\$3,844,094,801
Average Trade Size	328
% TSX Volume	43.17 %

TSX Volume**TSX Value (in Canadian Dollars)****Top 20 TSX Symbols by Volume**

Symbol	TSX Volume	TSX Value
HRT	14,292,683	\$347,677
WM	9,210,490	\$4,672,928
ATH	8,618,736	\$12,755,576
BBD.B	8,560,529	\$17,116,779
ENB	8,453,572	\$445,643,856
SRX	7,384,455	\$46,350,264
YRI	7,187,847	\$39,401,640
MFC	6,885,793	\$171,715,942
EQX	6,799,358	\$67,499,198
VET	6,084,334	\$81,518,335
DML	6,052,982	\$15,113,764
SU	5,867,309	\$189,674,470
K	5,866,898	\$47,370,970
ABX	5,611,050	\$142,734,385
CVE	5,472,596	\$87,468,420
GXE	5,232,481	\$5,180,551
CPG	4,962,548	\$29,467,050
GPR	4,864,792	\$1,593,826
BTE	4,757,660	\$19,955,031
BTO	4,388,199	\$24,816,574

Top 20 TSX Symbols by Value

Symbol	TSX Volume	TSX Value
ENB	8,453,572	\$445,643,856
BMO	2,451,737	\$340,881,942
RY	2,139,209	\$283,440,453
TD	2,631,187	\$242,553,083
BNS	2,601,121	\$215,369,212
SHOP	106,353	\$198,890,062
SU	5,867,309	\$189,674,470
MFC	6,885,793	\$171,715,942
CNQ	2,911,013	\$154,895,693
IFC	884,109	\$151,319,445
ABX	5,611,050	\$142,734,385
TRP	1,980,219	\$123,736,950
FNV	647,691	\$117,390,012
AEM	1,406,526	\$100,306,174
PPL	2,383,969	\$100,028,214
CCO	2,781,578	\$92,355,818
CM	617,452	\$91,969,972
LSPD	1,047,594	\$90,062,851
WPM	1,659,746	\$89,230,829
SLF	1,258,945	\$88,932,379

ETF Trading

Daily Volume	27,433,858	Average Trade Value	\$8,637
Daily Value	\$590,280,977	Average Trade Size	401
# Trades	68,347	# of ETFs Traded	861

Top 10 ETFs by TSX Volume

Symbol	Market Volume	Market Value
XIU	1,521,405	\$49,813,967
HNU	1,354,552	\$21,222,970
ETHX.B	1,259,947	\$27,371,666
BTCC.B	1,238,208	\$15,422,771
XEG	1,096,545	\$11,729,617
XGD	1,088,613	\$20,245,358
HUV	878,398	\$8,625,838
DLR	751,902	\$9,422,821
HOD	750,868	\$5,744,411
HOU	661,648	\$10,120,528

Top 10 ETFs by TSX Value

Symbol	Market Volume	Market Value
XIU	1,521,405	\$49,813,967
ETHX.B	1,259,947	\$27,371,666
HNU	1,354,552	\$21,222,970
XGD	1,088,613	\$20,245,358
XSP	367,438	\$18,437,911
VFV	171,845	\$17,720,115
BTCC.B	1,238,208	\$15,422,771
ZEB	384,964	\$14,925,321
ZQQ	111,798	\$13,006,248
XEG	1,096,545	\$11,729,617

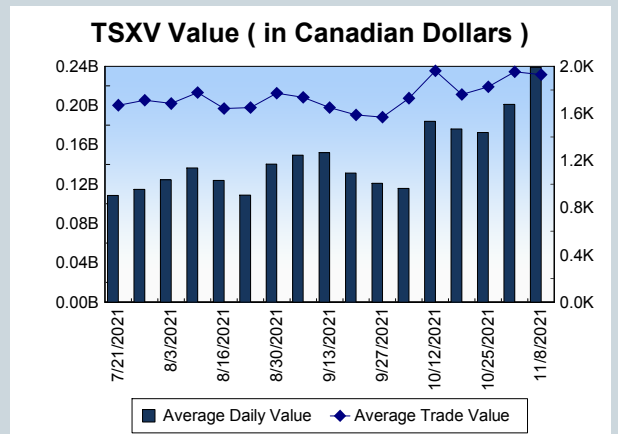
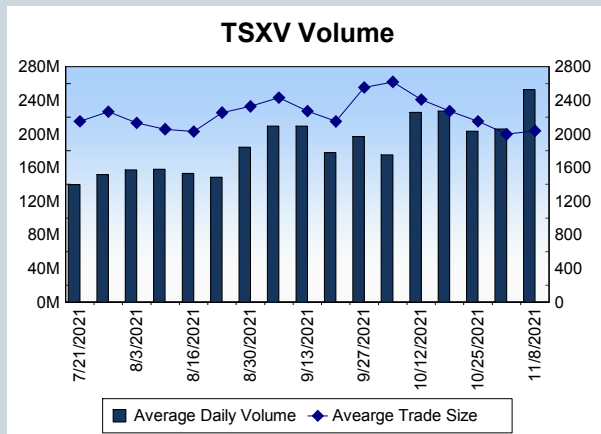
Block Trades	Non Block Trades
1,044	1,189,103

Top 5 Block Trade Brokers by Volume	
Broker	TSX Block Volume
RBC CAPITAL MARKETS	19,805,750
TD SECURITIES INC.	17,513,700
NATIONAL BANK FINANCIAL	8,809,600
BMO NESBITT BURNS INC.	8,347,300
GOLDMAN SACHS CANADA I	8,318,300

Top 5 Block Trade Symbols by Volume	
Symbol	TSX Block Volume
EQX	5,543,400
ENB	4,909,700
SRX	4,515,600
MFC	4,194,200
BBD.B	2,759,200

TSXV	
Daily Volume	275,395,606
Daily Value	\$232,072,771
Daily Trades	123,673
Daily Symbols Traded	1,348

TSXV ANONYMOUS TRADING	
Daily Volume	132,635,687
Daily Value	\$117,741,611
Average Trade Size	2,365
% TSXV Volume	48.16%



Top 20 TSXV Symbols by Volume		
Symbol	TSXV Volume	TSXV Value
DMGI	8,658,150	\$12,943,313
SOIL.WT	7,478,700	\$522,919
SRES	5,933,320	\$326,478
HIVE	5,500,293	\$30,120,354
CSTR	4,999,113	\$1,022,478
TWR	4,262,700	\$346,487
ILI	4,237,261	\$537,987
MAI	3,850,040	\$2,145,380
CMC	3,663,359	\$1,341,992
BRG	3,156,660	\$172,131
ABRA	3,077,239	\$1,433,727
FCC	2,983,514	\$1,129,271
BITF	2,612,734	\$27,379,586
AEC	2,480,057	\$320,645
EMO	2,410,414	\$7,403,861
AAZ	2,066,699	\$191,446
ROS	1,978,723	\$630,709
GXU	1,823,375	\$834,050
CUSN	1,701,607	\$478,574
RSY.H	1,642,000	\$139,390

Top 20 TSXV Symbols by Value		
Symbol	TSXV Volume	TSXV Value
HIVE	5,500,293	\$30,120,354
BITF	2,612,734	\$27,379,586
DMGI	8,658,150	\$12,943,313
LI	1,596,072	\$7,804,288
EMO	2,410,414	\$7,403,861
SLI	404,406	\$5,071,812
PRYM	768,723	\$3,868,489
NFG	519,140	\$3,824,125
RECO	529,173	\$3,568,591
NLC	533,833	\$3,428,839
TOI	24,183	\$3,077,023
GBR	133,147	\$2,673,575
ISO	399,783	\$2,354,080
GMG	472,829	\$2,164,042
MAI	3,850,040	\$2,145,380
ZEN	287,740	\$1,775,175
DGHI	170,434	\$1,514,167
QUIS	1,297,226	\$1,455,697
ABRA	3,077,239	\$1,433,727
URC	202,774	\$1,416,661

Dark TSX/TSXV Trading			
Volume	26,287,800	Daily Trades	80,752
Value	633,721,986	Daily Symbols Traded	1,399