

DAILY REPORT



For more information, email trading_sales@tsx.com

November 15, 2021

Indices	November 15 Close	Previous Close	Change	% Change
S&P/TSX Composite Index	21,683.08			%
S&P/TSX 60 Index	1,304.92			%
S&P/TSX Venture Composite	1,021.49			%
S&P/TSX Completion Index	1,281.04			%
S&P/TSX Smallcap Index	840.56			%

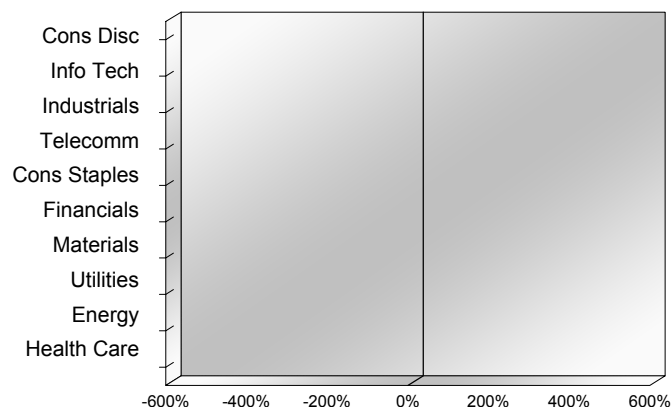
S&P/TSX Composite Index		
Advancers	Decliners	Unchanged
0	0	0

S&P/TSX Composite Index			
Top 10 Index Contributors		Top 10 Index Detractors	
Constituent	Index Contribution	Constituent	Index Contribution

S&P/TSX Composite Index			
Top 10 Advancers		Top 10 Decliners	
Constituent	Return	Constituent	Return
	%		%

S&P/TSX Composite Index				
Sector	# of Index Constituents	Weight	Market Cap (\$B)	Index Contribution
Consumer Discretionary	13	%	\$112.63	
Information Technology	15	%	\$372.30	
Industrials	30	%	\$361.79	
Communication Services	7	%	\$143.46	
Consumer Staples	13	%	\$113.59	
Financials	28	%	\$986.48	
Materials	55	%	\$367.48	
Utilities	16	%	\$135.11	
Energy	23	%	\$406.31	
Health Care	9	%	\$30.32	
S&P/TSX Composite Index	209	%	\$3,029.46	

S&P/TSX Composite Index - Sectors Returns



This report is published by TSX Inc. TSX Inc. does not guarantee either the completeness or the accuracy of this information. The information contained in this report is provided for informational purposes only and you agree not to rely upon the information contained in this report for any trading, business or financial purpose. These sheets are printed in Canada and issued by TSX Inc. under the express condition, to which everyone receiving or making use thereof assents, that no liability shall be incurred by TSX Inc. or its affiliated companies or any other vendor or donor, including, without limitation, for reliance on or for any errors or inaccuracies in this report. Neither TMX Group Limited, TSX Inc., nor any of their affiliated companies, guarantees the completeness of the information contained in this document and are not responsible for any errors or omission in or your use of, or reliance on, the information. This publication is under copyright. © 2016 TSX Inc. All rights reserved. Do not copy, distribute, sell or modify this publication without the prior written consent of TSX Inc. <http://www.tsx.com/trading>

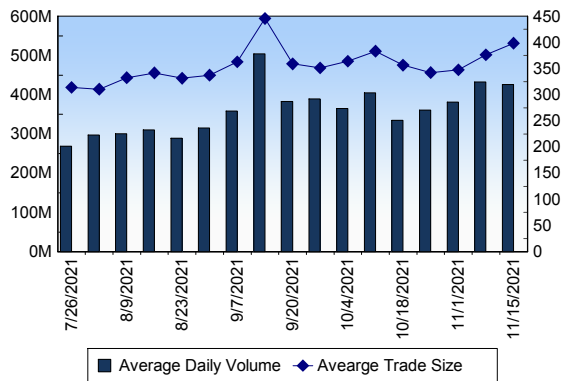
TSX

Daily Volume	425,994,202
Daily Value	\$10,919,526,166
Daily Trades	1,069,002
Daily Symbols Traded	2,140

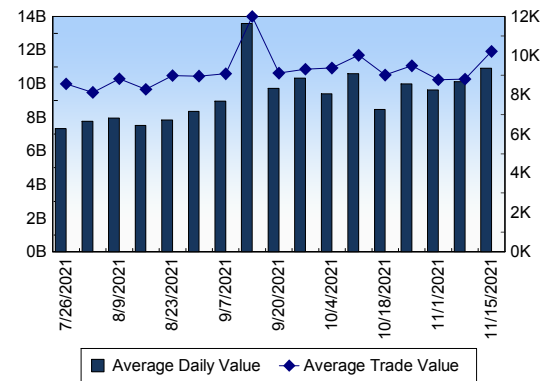
TSX ANONYMOUS TRADING

Daily Volume	164,019,724
Daily Value	\$3,758,338,352
Average Trade Size	321
% TSX Volume	38.50 %

TSX Volume



TSX Value (in Canadian Dollars)



Top 20 TSX Symbols by Volume

Symbol	TSX Volume	TSX Value
ENB	30,754,541	\$1,557,097,934
SU	14,741,183	\$477,260,489
CVE	9,472,704	\$148,392,679
BBD.B	9,287,891	\$17,353,212
ATH	7,925,512	\$10,568,349
HEXO	7,592,525	\$16,669,096
MFC	5,926,974	\$147,606,541
XLY	5,541,637	\$1,624,934
FCU	5,316,504	\$4,906,453
DML	4,851,555	\$11,705,632
CPG	4,711,302	\$27,353,550
WEED	4,675,185	\$87,398,657
OGI	4,609,727	\$14,014,319
T	4,082,993	\$117,969,895
PPL	4,074,600	\$170,385,838
K	3,944,617	\$34,402,400
NGD	3,917,595	\$8,566,855
TLRY	3,896,777	\$65,486,457
TD	3,734,886	\$349,177,482
CNQ	3,724,139	\$193,675,037

Top 20 TSX Symbols by Value

Symbol	TSX Volume	TSX Value
ENB	30,754,541	\$1,557,097,934
SU	14,741,183	\$477,260,489
RY	2,723,541	\$361,639,285
SHOP	169,404	\$353,917,086
TD	3,734,886	\$349,177,482
BMO	2,340,498	\$328,475,167
BNS	3,564,469	\$296,187,310
BCE	3,330,819	\$213,552,875
CNQ	3,724,139	\$193,675,037
PPL	4,074,600	\$170,385,838
TRP	2,536,310	\$157,219,561
CVE	9,472,704	\$148,392,679
MFC	5,926,974	\$147,606,541
FTS	2,590,569	\$146,114,315
SLF	2,048,170	\$144,179,505
CNR	863,678	\$139,811,346
CM	920,628	\$137,981,221
CCO	3,531,158	\$120,016,528
BAM.A	1,598,972	\$119,237,231
T	4,082,993	\$117,969,895

ETF Trading

Daily Volume	23,139,797	Average Trade Value	\$8,540
Daily Value	\$503,996,410	Average Trade Size	392
# Trades	59,018	# of ETFs Traded	859

Top 10 ETFs by TSX Volume

Symbol	Market Volume	Market Value
XEG	2,729,935	\$28,816,651
XIU	2,211,589	\$73,154,150
HNU	1,447,830	\$23,354,709
HND	1,078,270	\$21,824,929
BTCC.B	788,885	\$9,393,418
ETHX.B	686,273	\$14,593,808
HOD	498,426	\$3,985,753
DLR	458,159	\$5,769,496
ZEB	428,400	\$16,720,253
HUV	398,809	\$3,751,878

Top 10 ETFs by TSX Value

Symbol	Market Volume	Market Value
XIU	2,211,589	\$73,154,150
XEG	2,729,935	\$28,816,651
HNU	1,447,830	\$23,354,709
HND	1,078,270	\$21,824,929
ZEB	428,400	\$16,720,253
ETHX.B	686,273	\$14,593,808
HXT	241,238	\$12,410,664
VFV	105,712	\$11,014,304
BTCC.B	788,885	\$9,393,418
XIC	237,469	\$8,209,061

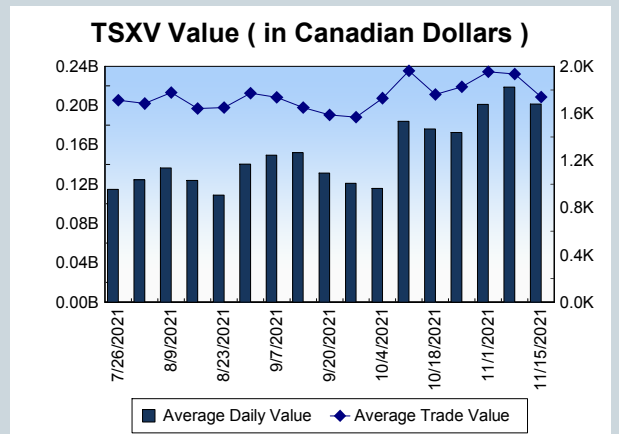
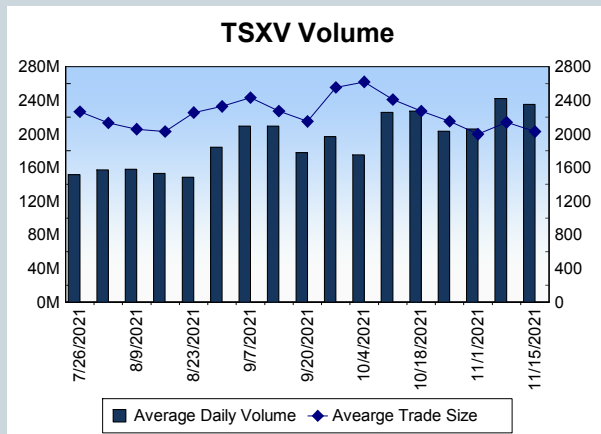
Block Trades	Non Block Trades
1,091	1,067,911

Top 5 Block Trade Brokers by Volume	
Broker	TSX Block Volume
GOLDMAN SACHS CANADA I	28,743,800
SCOTIA CAPITAL INC.	25,133,500
NATIONAL BANK FINANCIAL	22,386,000
RBC CAPITAL MARKETS	21,876,600
TD SECURITIES INC.	16,643,600

Top 5 Block Trade Symbols by Volume	
Symbol	TSX Block Volume
ENB	27,976,900
SU	9,476,000
CVE	4,100,900
MFC	3,820,700
PPL	3,119,800

TSXV	
Daily Volume	234,942,771
Daily Value	\$201,693,187
Daily Trades	115,930
Daily Symbols Traded	1,364

TSXV ANONYMOUS TRADING	
Daily Volume	111,249,177
Daily Value	\$108,441,833
Average Trade Size	2,137
% TSXV Volume	47.35%



Top 20 TSXV Symbols by Volume		
Symbol	TSXV Volume	TSXV Value
VLI	8,546,218	\$2,323,148
SOP.H	4,638,493	\$239,997
HIVE	3,837,655	\$20,356,529
FMS	3,525,008	\$367,515
LI	3,113,888	\$18,538,312
CMC	3,080,135	\$999,757
STS	2,799,617	\$903,211
SUGR	2,649,190	\$90,231
DMGI	2,429,154	\$3,265,436
AN	2,422,427	\$1,389,381
ATX	2,412,033	\$660,871
FCC	2,317,723	\$828,435
NKG	2,184,655	\$792,627
PGM	2,045,264	\$1,969,973
BXR	2,007,984	\$30,119
DOC	1,901,951	\$2,800,248
BITF	1,730,253	\$18,745,029
TKX	1,677,856	\$117,505
WRR	1,664,000	\$90,205
DM	1,556,447	\$308,397

Top 20 TSXV Symbols by Value		
Symbol	TSXV Volume	TSXV Value
HIVE	3,837,655	\$20,356,529
BITF	1,730,253	\$18,745,029
LI	3,113,888	\$18,538,312
GMG	1,174,925	\$6,849,981
TOI	40,509	\$5,286,185
ZEN	549,445	\$3,866,821
DMGI	2,429,154	\$3,265,436
AMC	543,838	\$2,963,839
EMO	899,410	\$2,936,153
NFG	327,483	\$2,826,000
SLI	210,025	\$2,802,023
DOC	1,901,951	\$2,800,248
NLC	418,948	\$2,672,385
DGHI	271,370	\$2,594,088
VLI	8,546,218	\$2,323,148
PGM	2,045,264	\$1,969,973
GBR	86,356	\$1,902,546
HITI	190,902	\$1,844,095
RECO	237,419	\$1,517,549
CYP	579,388	\$1,466,655

Dark TSX/TSXV Trading			
Volume	19,800,110	Daily Trades	75,117
Value	541,685,891	Daily Symbols Traded	1,347