

DAILY REPORT



For more information, email trading_sales@tsx.com

November 17, 2021

Indices	November 17 Close	Previous Close	Change	% Change
S&P/TSX Composite Index	21,653.02			%
S&P/TSX 60 Index	1,303.07			%
S&P/TSX Venture Composite	1,005.66			%
S&P/TSX Completion Index	1,279.39			%
S&P/TSX Smallcap Index	828.52			%

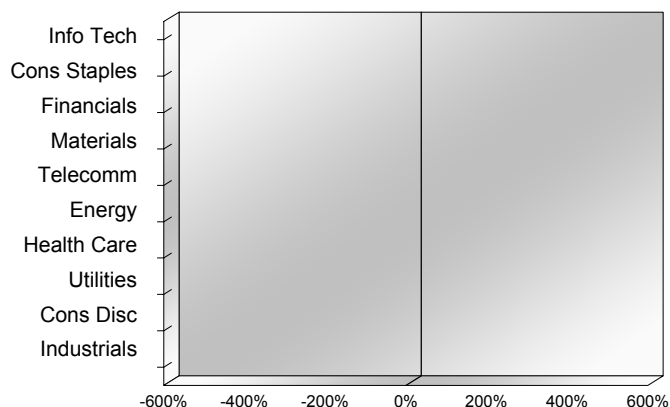
S&P/TSX Composite Index		
Advancers	Decliners	Unchanged
0	0	0

S&P/TSX Composite Index			
Top 10 Index Contributors		Top 10 Index Detractors	
Constituent	Index Contribution	Constituent	Index Contribution

S&P/TSX Composite Index			
Top 10 Advancers		Top 10 Decliners	
Constituent	Return	Constituent	Return
	%		%

S&P/TSX Composite Index				
Sector	# of Index Constituents	Weight	Market Cap (\$B)	Index Contribution
Information Technology	15	%	\$373.57	
Consumer Staples	13	%	\$113.81	
Financials	28	%	\$987.28	
Materials	55	%	\$367.37	
Communication Services	7	%	\$143.13	
Energy	23	%	\$403.76	
Health Care	9	%	\$29.46	
Utilities	16	%	\$135.13	
Consumer Discretionary	13	%	\$112.06	
Industrials	30	%	\$360.41	
S&P/TSX Composite Index	209	%	\$3,025.97	

S&P/TSX Composite Index - Sectors Returns



This report is published by TSX Inc. TSX Inc. does not guarantee either the completeness or the accuracy of this information. The information contained in this report is provided for informational purposes only and you agree not to rely upon the information contained in this report for any trading, business or financial purpose. These sheets are printed in Canada and issued by TSX Inc. under the express condition, to which everyone receiving or making use thereof assents, that no liability shall be incurred by TSX Inc. or its affiliated companies or any other vendor or donor, including, without limitation, for reliance on or for any errors or inaccuracies in this report. Neither TMX Group Limited, TSX Inc., nor any of their affiliated companies, guarantees the completeness of the information contained in this document and are not responsible for any errors or omission in or your use of, or reliance on, the information. This publication is under copyright. © 2016 TSX Inc. All rights reserved. Do not copy, distribute, sell or modify this publication without the prior written consent of TSX Inc. <http://www.tsx.com/trading>

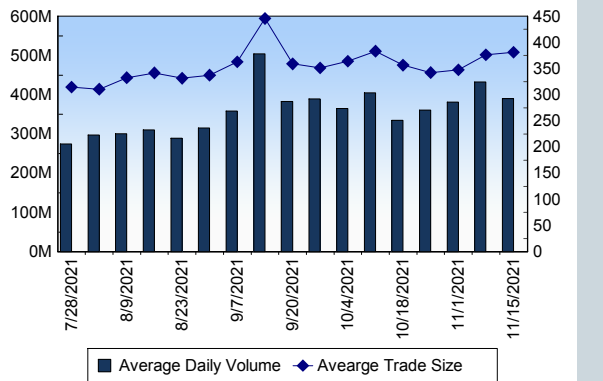
TSX

Daily Volume	390,635,162
Daily Value	\$9,547,169,045
Daily Trades	1,025,283
Daily Symbols Traded	2,098

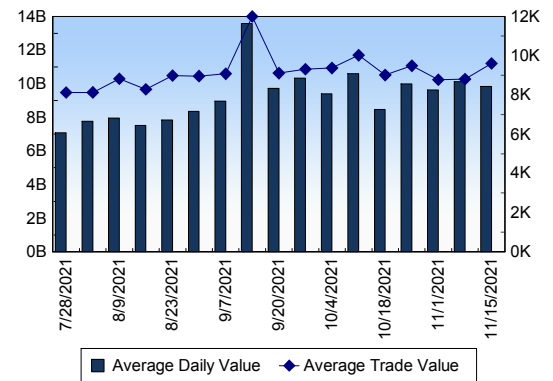
TSX ANONYMOUS TRADING

Daily Volume	172,254,140
Daily Value	\$4,503,221,012
Average Trade Size	343
% TSX Volume	44.10 %

TSX Volume



TSX Value (in Canadian Dollars)



Top 20 TSX Symbols by Volume

Symbol	TSX Volume	TSX Value
BBD.B	23,701,762	\$40,902,430
MFC	16,224,048	\$415,792,630
ENB	13,496,610	\$684,647,693
SU	8,703,114	\$281,082,903
FOOD	7,410,044	\$38,265,867
BTE	7,040,549	\$29,243,406
SLF	6,598,300	\$467,464,574
CPG	5,842,382	\$34,194,486
CVE	5,678,688	\$88,422,053
NGD	5,533,809	\$12,357,669
WCP	5,146,824	\$36,798,545
HEXO	5,137,176	\$9,602,102
CNQ	4,627,413	\$241,958,221
BTO	4,518,986	\$25,902,034
ATH	4,218,885	\$5,447,198
ABX	4,104,358	\$108,572,260
K	3,726,937	\$32,768,358
TRP	3,663,564	\$223,850,503
DML	3,635,646	\$8,310,801
ARX	3,157,038	\$38,415,318

Top 20 TSX Symbols by Value

Symbol	TSX Volume	TSX Value
ENB	13,496,610	\$684,647,693
SLF	6,598,300	\$467,464,574
MFC	16,224,048	\$415,792,630
RY	3,055,398	\$403,767,894
SU	8,703,114	\$281,082,903
SHOP	122,305	\$254,281,380
TD	2,707,668	\$250,543,756
CNQ	4,627,413	\$241,958,221
TRP	3,663,564	\$223,850,503
BMO	1,333,673	\$185,462,154
CP	1,831,847	\$173,720,917
BNS	1,746,920	\$144,047,006
CNR	861,633	\$139,242,939
FTS	2,483,510	\$138,779,763
CM	789,829	\$117,550,988
ATD.B	2,100,494	\$108,749,632
ABX	4,104,358	\$108,572,260
FFH	171,475	\$100,519,837
TOU	2,090,298	\$95,912,899
BAM.A	1,253,648	\$93,854,675

ETF Trading

Daily Volume	22,268,745	Average Trade Value	\$8,438
Daily Value	\$464,429,035	Average Trade Size	405
# Trades	55,042	# of ETFs Traded	825

Top 10 ETFs by TSX Volume

Symbol	Market Volume	Market Value
XIU	1,890,879	\$62,463,109
HNU	1,778,103	\$28,117,354
XEG	1,690,093	\$18,004,767
HND	1,158,449	\$23,308,656
HOU	966,195	\$13,631,776
BTCC.B	750,941	\$8,422,038
ETHX.B	664,325	\$12,983,908
DLR	571,818	\$7,244,373
ZEB	543,070	\$21,012,460
XGD	472,841	\$9,092,313

Top 10 ETFs by TSX Value

Symbol	Market Volume	Market Value
XIU	1,890,879	\$62,463,109
HNU	1,778,103	\$28,117,354
HND	1,158,449	\$23,308,656
ZEB	543,070	\$21,012,460
XEG	1,690,093	\$18,004,767
HOU	966,195	\$13,631,776
ETHX.B	664,325	\$12,983,908
XIC	265,890	\$9,177,768
XGD	472,841	\$9,092,313
BTCC.B	750,941	\$8,422,038

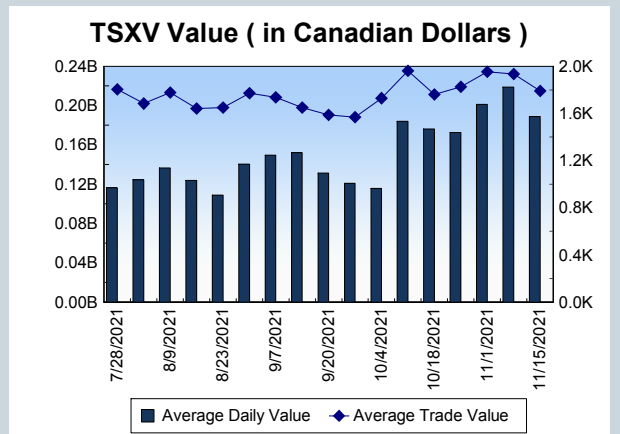
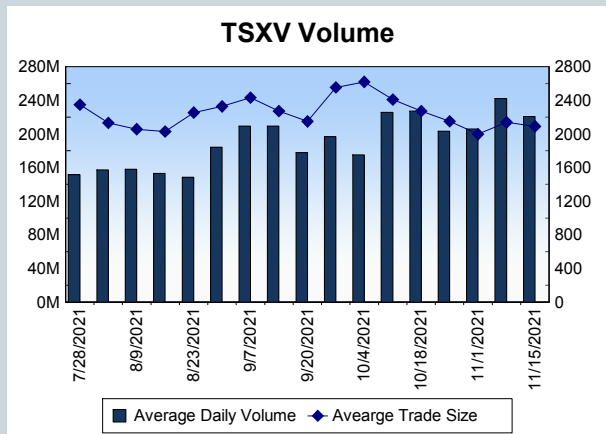
Block Trades	Non Block Trades
971	1,024,312

Top 5 Block Trade Brokers by Volume	
Broker	TSX Block Volume
GOLDMAN SACHS CANADA I	22,756,100
RBC CAPITAL MARKETS	20,204,300
SCOTIA CAPITAL INC.	14,303,500
NATIONAL BANK FINANCIAL	12,854,200
MERRILL LYNCH CANADA LT	12,357,800

Top 5 Block Trade Symbols by Volume	
Symbol	TSX Block Volume
MFC	13,111,300
ENB	10,545,600
SLF	5,913,300
SU	3,400,300
NGD	3,075,100

TSXV	
Daily Volume	187,340,446
Daily Value	\$165,631,348
Daily Trades	91,208
Daily Symbols Traded	1,310

TSXV ANONYMOUS TRADING	
Daily Volume	91,885,113
Daily Value	\$87,329,735
Average Trade Size	2,169
% TSXV Volume	49.05%



Top 20 TSXV Symbols by Volume		
Symbol	TSXV Volume	TSXV Value
VLI	5,209,104	\$1,323,219
SOI	2,756,519	\$209,302
CMC	2,697,710	\$800,018
HIVE	2,229,943	\$11,313,772
SOP.H	2,191,179	\$135,117
SWA	2,097,619	\$420,061
C	2,082,300	\$104,115
ML	2,011,726	\$9,243,458
SPC	1,931,035	\$222,702
BAY	1,902,250	\$140,198
SUGR	1,839,431	\$55,273
DMGI	1,729,995	\$2,151,502
NHHH	1,726,753	\$391,665
ATX	1,700,340	\$484,232
QNC	1,646,758	\$420,903
GMG	1,607,168	\$10,120,114
SOIL.WT	1,530,000	\$94,300
DOS	1,445,146	\$127,282
LI	1,387,278	\$8,117,146
TKX	1,356,647	\$88,730

Top 20 TSXV Symbols by Value		
Symbol	TSXV Volume	TSXV Value
BITF	1,134,401	\$12,065,634
HIVE	2,229,943	\$11,313,772
GMG	1,607,168	\$10,120,114
ML	2,011,726	\$9,243,458
LI	1,387,278	\$8,117,146
TOI	43,593	\$5,446,620
ZEN	773,386	\$5,250,435
NLC	548,564	\$3,520,844
SLI	171,786	\$2,179,691
DMGI	1,729,995	\$2,151,502
EMO	618,293	\$1,967,575
DGHI	226,432	\$1,887,289
ARTG	251,539	\$1,815,219
QIPT	170,045	\$1,415,931
CYP	592,961	\$1,382,644
SALT	938,647	\$1,357,304
VLI	5,209,104	\$1,323,219
NFG	157,173	\$1,321,507
FOBI	840,963	\$1,313,451
CAD	399,739	\$1,243,876

Dark TSX/TSXV Trading			
Volume	20,544,140	Daily Trades	73,407
Value	554,141,328	Daily Symbols Traded	1,337