

DAILY REPORT



For more information, email trading_sales@tsx.com

November 18, 2021

Indices	November 18 Close	Previous Close	Change	% Change
S&P/TSX Composite Index	21,637.54			%
S&P/TSX 60 Index	1,304.79			%
S&P/TSX Venture Composite	981.48			%
S&P/TSX Completion Index	1,268.99			%
S&P/TSX Smallcap Index	822.25			%

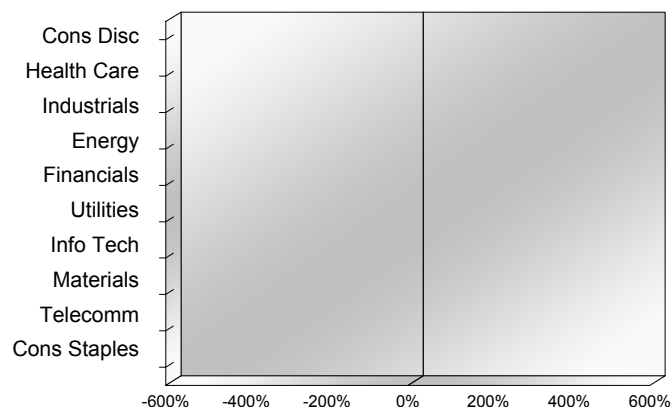
S&P/TSX Composite Index		
Advancers	Decliners	Unchanged
0	0	0

S&P/TSX Composite Index			
Top 10 Index Contributors		Top 10 Index Detractors	
Constituent	Index Contribution	Constituent	Index Contribution

S&P/TSX Composite Index			
Top 10 Advancers		Top 10 Decliners	
Constituent	Return	Constituent	Return
	%		%

S&P/TSX Composite Index				
Sector	# of Index Constituents	Weight	Market Cap (\$B)	Index Contribution
Consumer Discretionary	13	%	\$111.39	
Health Care	9	%	\$27.70	
Industrials	30	%	\$361.66	
Energy	23	%	\$405.02	
Financials	28	%	\$984.16	
Utilities	16	%	\$135.04	
Information Technology	15	%	\$377.69	
Materials	55	%	\$364.10	
Communication Services	7	%	\$143.05	
Consumer Staples	13	%	\$113.79	
S&P/TSX Composite Index	209	%	\$3,023.61	

S&P/TSX Composite Index - Sectors Returns



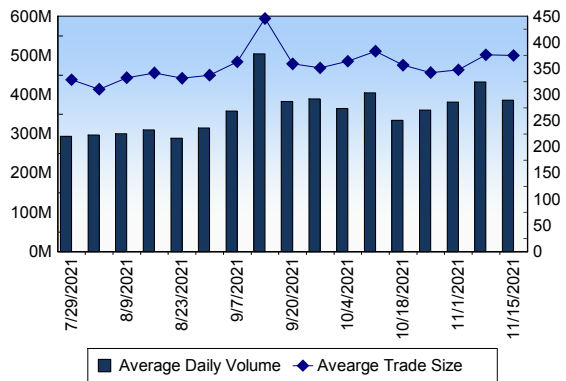
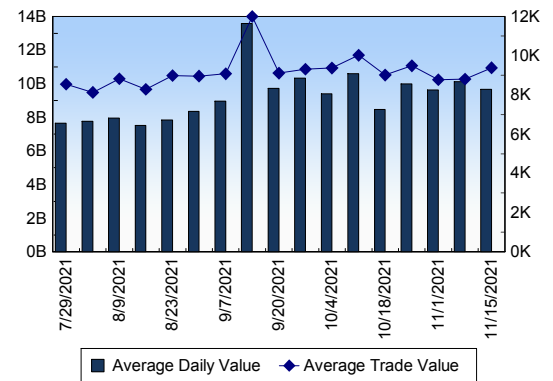
This report is published by TSX Inc. TSX Inc. does not guarantee either the completeness or the accuracy of this information. The information contained in this report is provided for informational purposes only and you agree not to rely upon the information contained in this report for any trading, business or financial purpose. These sheets are printed in Canada and issued by TSX Inc. under the express condition, to which everyone receiving or making use thereof assents, that no liability shall be incurred by TSX Inc. or its affiliated companies or any other vendor or donor, including, without limitation, for reliance on or for any errors or inaccuracies in this report. Neither TMX Group Limited, TSX Inc., nor any of their affiliated companies, guarantees the completeness of the information contained in this document and are not responsible for any errors or omission in or your use of, or reliance on, the information. This publication is under copyright. © 2016 TSX Inc. All rights reserved. Do not copy, distribute, sell or modify this publication without the prior written consent of TSX Inc. <http://www.tsx.com/trading>

TSX

Daily Volume	373,528,762
Daily Value	\$9,163,130,715
Daily Trades	1,048,459
Daily Symbols Traded	2,083

TSX ANONYMOUS TRADING

Daily Volume	156,658,588
Daily Value	\$4,021,555,875
Average Trade Size	316
% TSX Volume	41.94 %

TSX Volume**TSX Value (in Canadian Dollars)****Top 20 TSX Symbols by Volume**

Symbol	TSX Volume	TSX Value
MFC	22,889,375	\$572,318,160
DFY	8,162,715	\$224,753,145
BBD.B	7,759,061	\$13,977,862
SLF	6,687,934	\$471,492,646
CVE	5,533,426	\$88,598,830
SU	5,372,879	\$173,706,893
K	5,319,919	\$45,878,091
ABX	4,677,390	\$121,633,251
ENB	4,628,504	\$233,770,263
FTS	4,051,666	\$225,707,509
OGI	3,798,492	\$9,932,428
HEXO	3,563,854	\$6,016,155
CPG	3,545,127	\$20,620,348
BTO	3,397,985	\$19,299,736
CNQ	3,396,258	\$179,925,132
TRP	3,236,096	\$196,518,499
UEX	3,186,076	\$1,244,975
HUT	3,164,459	\$49,928,423
BTE	3,106,874	\$12,691,054
WEED	3,070,113	\$49,082,066

Top 20 TSX Symbols by Value

Symbol	TSX Volume	TSX Value
MFC	22,889,375	\$572,318,160
SLF	6,687,934	\$471,492,646
RY	1,899,228	\$250,329,189
SHOP	118,879	\$250,245,933
ENB	4,628,504	\$233,770,263
FTS	4,051,666	\$225,707,509
DFY	8,162,715	\$224,753,145
CNR	1,292,788	\$210,070,370
TRP	3,236,096	\$196,518,499
CNQ	3,396,258	\$179,925,132
TD	1,915,869	\$177,021,782
SU	5,372,879	\$173,706,893
BNS	1,840,983	\$151,934,731
BMO	1,034,507	\$143,634,459
ABX	4,677,390	\$121,633,251
LSPD	1,501,631	\$121,603,572
CM	759,108	\$112,752,682
CP	1,108,174	\$104,928,491
BCE	1,409,152	\$90,655,492
CVE	5,533,426	\$88,598,830

ETF Trading

Daily Volume	27,395,301	Average Trade Value	\$8,894
Daily Value	\$568,899,331	Average Trade Size	428
# Trades	63,962	# of ETFs Traded	813

Top 10 ETFs by TSX Volume

Symbol	Market Volume	Market Value
XEG	2,800,540	\$29,923,082
BTCC.B	1,896,633	\$20,565,771
XIU	1,527,739	\$50,432,557
HNU	1,519,658	\$24,347,157
ETHX.B	915,496	\$17,321,250
HMMJ	855,782	\$6,566,856
HND	819,684	\$16,160,629
BTCC	772,675	\$9,202,369
BTCC.U	758,743	\$8,292,770
BTCX.B	627,099	\$6,944,504

Top 10 ETFs by TSX Value

Symbol	Market Volume	Market Value
XIU	1,527,739	\$50,432,557
XEG	2,800,540	\$29,923,082
HNU	1,519,658	\$24,347,157
ZEB	550,491	\$21,309,099
BTCC.B	1,896,633	\$20,565,771
VFV	172,927	\$18,209,327
ETHX.B	915,496	\$17,321,250
HXT	329,561	\$16,911,554
HND	819,684	\$16,160,629
XSP	288,957	\$14,631,767

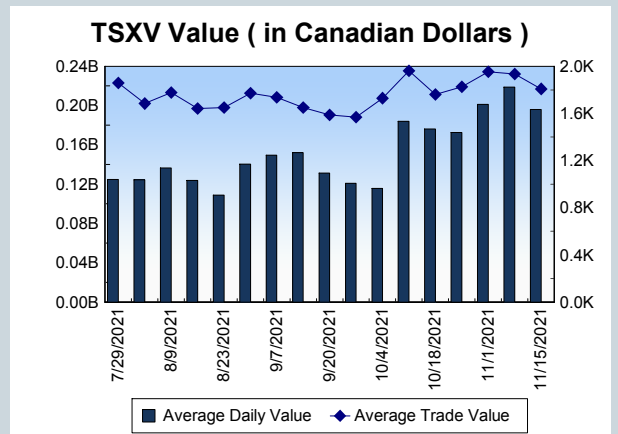
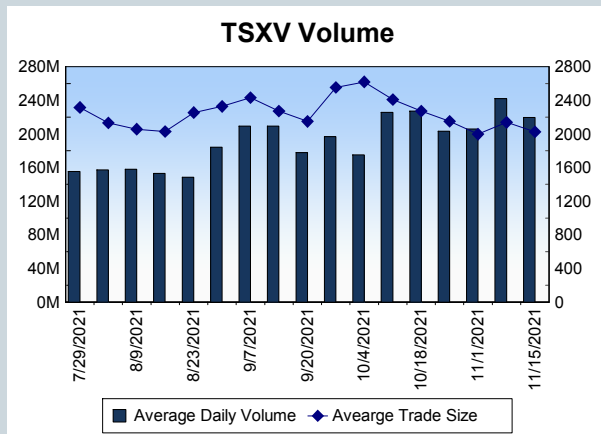
Block Trades	Non Block Trades
1,103	1,047,356

Top 5 Block Trade Brokers by Volume	
Broker	TSX Block Volume
RBC CAPITAL MARKETS	20,229,200
BMO NESBITT BURNS INC.	19,540,000
SCOTIA CAPITAL INC.	18,185,880
TD SECURITIES INC.	10,356,000
NATIONAL BANK FINANCIAL	10,183,900

Top 5 Block Trade Symbols by Volume	
Symbol	TSX Block Volume
MFC	17,298,100
SLF	5,867,800
DFY	3,795,300
FTS	3,207,200
ENB	2,270,400

TSXV	
Daily Volume	216,056,136
Daily Value	\$217,326,296
Daily Trades	117,111
Daily Symbols Traded	1,280

TSXV ANONYMOUS TRADING	
Daily Volume	106,301,007
Daily Value	\$112,725,855
Average Trade Size	2,049
% TSXV Volume	49.20%



Top 20 TSXV Symbols by Volume		
Symbol	TSXV Volume	TSXV Value
CMC	12,292,518	\$3,365,859
EAST	5,712,157	\$196,271
PNN	5,565,096	\$106,202
LI	3,899,379	\$20,187,300
SCZ	3,554,825	\$1,360,012
HIVE	3,528,296	\$17,034,176
VLI	3,353,290	\$882,663
TKX	2,410,300	\$145,753
BITF	2,385,557	\$23,608,326
DMGI	2,330,040	\$2,823,775
BAY	2,168,276	\$155,189
CSTR	1,756,557	\$306,430
NHHH	1,580,488	\$375,211
UNO.H	1,531,410	\$70,254
SLI	1,463,494	\$15,003,682
GMG	1,407,508	\$7,351,321
DMR	1,378,080	\$86,405
MYLK	1,264,840	\$992,268
MTH	1,242,371	\$129,620
DAC	1,206,555	\$88,548

Top 20 TSXV Symbols by Value		
Symbol	TSXV Volume	TSXV Value
BITF	2,385,557	\$23,608,326
LI	3,899,379	\$20,187,300
HIVE	3,528,296	\$17,034,176
SLI	1,463,494	\$15,003,682
TOI	73,670	\$8,903,899
GMG	1,407,508	\$7,351,321
NLC	1,041,930	\$6,698,240
ML	1,065,636	\$4,901,688
DGHI	598,060	\$4,307,992
CMC	12,292,518	\$3,365,859
EMO	1,028,581	\$3,142,903
DMGI	2,330,040	\$2,823,775
ZEN	322,710	\$2,279,261
CYP	1,035,310	\$2,242,051
HITI	213,395	\$1,712,352
BABY	878,587	\$1,537,591
SCZ	3,554,825	\$1,360,012
RHT	1,194,872	\$1,283,669
SALT	843,481	\$1,222,851
QIPT	144,602	\$1,212,648

Dark TSX/TSXV Trading			
Volume	20,351,990	Daily Trades	82,139
Value	623,579,978	Daily Symbols Traded	1,329