

DAILY REPORT



For more information, email trading_sales@tsx.com

November 19, 2021

Indices	November 19 Close	Previous Close	Change	% Change
S&P/TSX Composite Index	21,555.03			%
S&P/TSX 60 Index	1,300.29			%
S&P/TSX Venture Composite	993.33			%
S&P/TSX Completion Index	1,262.46			%
S&P/TSX Smallcap Index	807.53			%

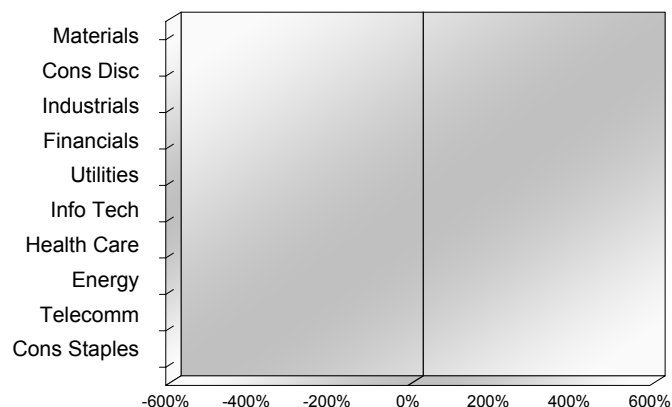
S&P/TSX Composite Index		
Advancers	Decliners	Unchanged
0	0	0

S&P/TSX Composite Index			
Top 10 Index Contributors		Top 10 Index Detractors	
Constituent	Index Contribution	Constituent	Index Contribution

S&P/TSX Composite Index			
Top 10 Advancers		Top 10 Decliners	
Constituent	Return	Constituent	Return
	%		%

S&P/TSX Composite Index				
Sector	# of Index Constituents	Weight	Market Cap (\$B)	Index Contribution
Materials	55	%	\$360.84	
Consumer Discretionary	13	%	\$110.90	
Industrials	30	%	\$361.84	
Financials	28	%	\$981.61	
Utilities	16	%	\$135.71	
Information Technology	15	%	\$380.19	
Health Care	9	%	\$27.64	
Energy	23	%	\$396.83	
Communication Services	7	%	\$143.38	
Consumer Staples	13	%	\$112.31	
S&P/TSX Composite Index	209	%	\$3,011.24	

S&P/TSX Composite Index - Sectors Returns



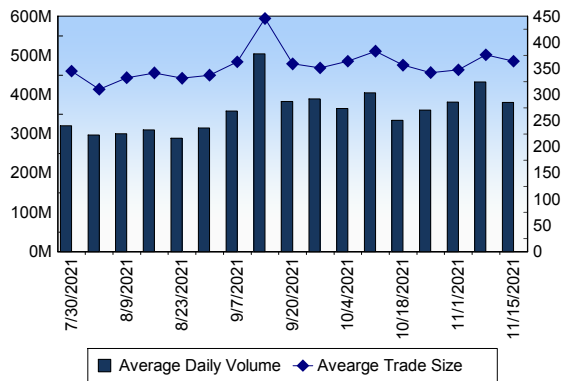
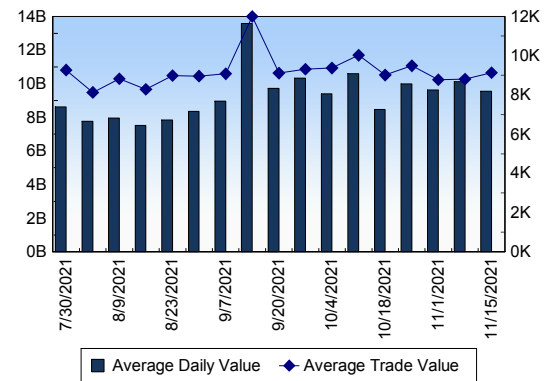
This report is published by TSX Inc. TSX Inc. does not guarantee either the completeness or the accuracy of this information. The information contained in this report is provided for informational purposes only and you agree not to rely upon the information contained in this report for any trading, business or financial purpose. These sheets are printed in Canada and issued by TSX Inc. under the express condition, to which everyone receiving or making use thereof assents, that no liability shall be incurred by TSX Inc. or its affiliated companies or any other vendor or donor, including, without limitation, for reliance on or for any errors or inaccuracies in this report. Neither TMX Group Limited, TSX Inc., nor any of their affiliated companies, guarantees the completeness of the information contained in this document and are not responsible for any errors or omission in or your use of, or reliance on, the information. This publication is under copyright. © 2016 TSX Inc. All rights reserved. Do not copy, distribute, sell or modify this publication without the prior written consent of TSX Inc. <http://www.tsx.com/trading>

TSX

Daily Volume	359,396,860
Daily Value	\$9,070,684,332
Daily Trades	1,107,249
Daily Symbols Traded	2,069

TSX ANONYMOUS TRADING

Daily Volume	155,131,843
Daily Value	\$4,006,079,853
Average Trade Size	290
% TSX Volume	43.16 %

TSX Volume**TSX Value (in Canadian Dollars)****Top 20 TSX Symbols by Volume**

Symbol	TSX Volume	TSX Value
MFC	11,756,755	\$287,390,292
SU	9,114,923	\$288,135,539
CVE	7,019,895	\$107,736,385
ENB	7,003,524	\$351,252,951
BTO	6,746,603	\$37,487,966
CPG	6,480,826	\$35,800,644
BTE	6,009,291	\$23,030,950
ATH	4,527,413	\$5,414,148
BBD.B	4,430,138	\$8,113,613
FTS	4,370,537	\$243,357,453
SLF	4,185,932	\$293,888,403
WCP	3,760,060	\$25,815,314
CNQ	3,676,845	\$187,675,926
HEXO	3,568,283	\$5,848,962
ARX	3,558,986	\$41,878,285
TRP	3,525,091	\$211,751,829
TD	3,381,855	\$310,540,718
XIU	3,313,757	\$109,154,226
YRI	3,204,108	\$17,669,187
PPL	3,049,654	\$126,513,172

Top 20 TSX Symbols by Value

Symbol	TSX Volume	TSX Value
RY	2,757,017	\$362,520,277
ENB	7,003,524	\$351,252,951
TD	3,381,855	\$310,540,718
SHOP	140,901	\$306,427,644
SLF	4,185,932	\$293,888,403
SU	9,114,923	\$288,135,539
MFC	11,756,755	\$287,390,292
FTS	4,370,537	\$243,357,453
TRP	3,525,091	\$211,751,829
CM	1,339,386	\$196,823,250
CNQ	3,676,845	\$187,675,926
BMO	1,325,370	\$182,432,174
BNS	2,164,157	\$178,425,486
BCE	2,363,353	\$152,586,287
LSPD	1,772,598	\$133,732,438
PPL	3,049,654	\$126,513,172
CP	1,179,293	\$111,815,741
XIU	3,313,757	\$109,154,226
CVE	7,019,895	\$107,736,385
CNR	642,863	\$105,010,309

ETF Trading

Daily Volume	28,577,002	Average Trade Value	\$10,300
Daily Value	\$660,312,573	Average Trade Size	446
# Trades	64,111	# of ETFs Traded	809

Top 10 ETFs by TSX Volume

Symbol	Market Volume	Market Value
XIU	3,313,757	\$109,154,226
XEG	2,586,374	\$26,642,529
HNU	1,432,182	\$23,368,244
HND	1,166,139	\$22,577,215
ZEB	1,102,611	\$42,432,591
ETHX.B	1,021,054	\$20,190,314
HOU	897,966	\$12,025,970
BTCC.B	844,479	\$9,162,486
HOD	632,342	\$5,481,153
DLR	556,361	\$7,075,733

Top 10 ETFs by TSX Value

Symbol	Market Volume	Market Value
XIU	3,313,757	\$109,154,226
ZEB	1,102,611	\$42,432,591
XEG	2,586,374	\$26,642,529
HNU	1,432,182	\$23,368,244
HND	1,166,139	\$22,577,215
ETHX.B	1,021,054	\$20,190,314
HXT	366,320	\$18,761,324
XFN	372,463	\$18,511,032
VFV	162,533	\$17,159,271
VSP	204,534	\$16,126,524

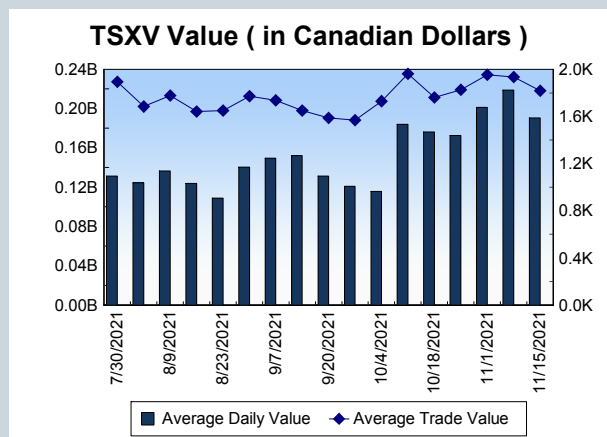
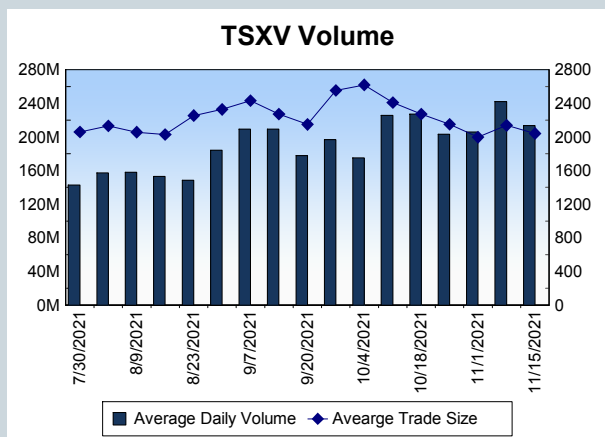
Block Trades	Non Block Trades
862	1,106,387

Top 5 Block Trade Brokers by Volume	
Broker	TSX Block Volume
NATIONAL BANK FINANCIAL	12,496,100
BMO NESBITT BURNS INC.	12,420,300
TD SECURITIES INC.	10,883,400
SCOTIA CAPITAL INC.	10,350,800
GOLDMAN SACHS CANADA I	8,404,000

Top 5 Block Trade Symbols by Volume	
Symbol	TSX Block Volume
MFC	6,212,300
FTS	3,225,300
SU	2,900,300
ENB	2,729,900
SLF	2,685,100

TSXV	
Daily Volume	190,271,518
Daily Value	\$167,679,132
Daily Trades	89,616
Daily Symbols Traded	1,301

TSXV ANONYMOUS TRADING	
Daily Volume	96,206,380
Daily Value	\$90,232,652
Average Trade Size	2,360
% TSXV Volume	50.56%



Top 20 TSXV Symbols by Volume		
Symbol	TSXV Volume	TSXV Value
APM	5,298,767	\$7,212,311
CMC	4,782,109	\$1,322,679
FNR	4,711,341	\$117,784
TEST	4,040,737	\$570,754
HIVE	3,661,091	\$19,150,310
QNC	3,213,744	\$705,691
PNN	3,075,994	\$61,690
CKK	3,065,809	\$126,829
ALLI	2,992,853	\$3,953,558
DMR	2,523,653	\$184,607
EDDY	2,277,695	\$454,496
FCC	2,164,133	\$809,411
DMI	1,915,264	\$609,782
RHT	1,672,592	\$1,928,135
VLH	1,614,774	\$421,040
HUD	1,525,300	\$117,568
SUGR	1,512,831	\$45,955
BITF	1,488,523	\$15,551,438
LI	1,308,503	\$7,143,483
NAN	1,274,456	\$715,807

Top 20 TSXV Symbols by Value		
Symbol	TSXV Volume	TSXV Value
HIVE	3,661,091	\$19,150,310
BITF	1,488,523	\$15,551,438
SLI	762,887	\$8,431,929
APM	5,298,767	\$7,212,311
LI	1,308,503	\$7,143,483
ALLI	2,992,853	\$3,953,558
TOI	30,134	\$3,759,497
GMG	575,724	\$3,422,742
NLC	473,864	\$3,047,616
EMO	1,011,465	\$2,971,207
DGHI	320,238	\$2,331,172
ZEN	340,100	\$2,306,918
ARTG	303,692	\$2,266,138
ML	437,587	\$2,013,658
RHT	1,672,592	\$1,928,135
GBR	78,490	\$1,725,152
CYP	779,508	\$1,710,537
RECO	247,338	\$1,597,478
QIPT	183,607	\$1,570,314
CMC	4,782,109	\$1,322,679

Dark TSX/TSXV Trading			
Volume	18,991,760	Daily Trades	74,792
Value	563,746,973	Daily Symbols Traded	1,345