

DAILY REPORT



For more information, email trading_sales@tsx.com

November 23, 2021

Indices	November 23 Close	Previous Close	Change	% Change
S&P/TSX Composite Index	21,453.77			%
S&P/TSX 60 Index	1,296.43			%
S&P/TSX Venture Composite	959.49			%
S&P/TSX Completion Index	1,248.46			%
S&P/TSX Smallcap Index	802.25			%

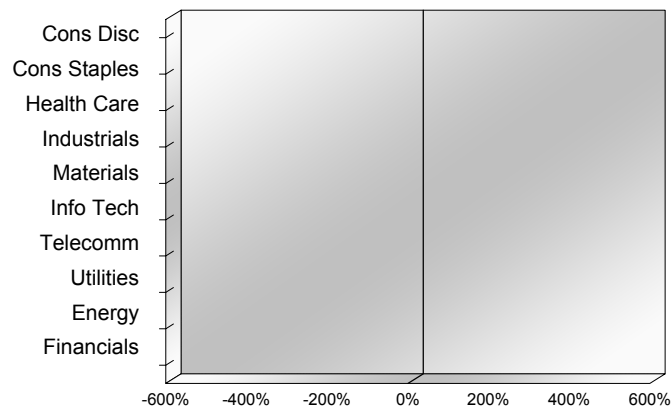
S&P/TSX Composite Index		
Advancers	Decliners	Unchanged
0	0	0

S&P/TSX Composite Index			
Top 10 Index Contributors		Top 10 Index Detractors	
Constituent	Index Contribution	Constituent	Index Contribution

S&P/TSX Composite Index			
Top 10 Advancers		Top 10 Decliners	
Constituent	Return	Constituent	Return
	%		%

S&P/TSX Composite Index				
Sector	# of Index Constituents	Weight	Market Cap (\$B)	Index Contribution
Consumer Discretionary	13	%	\$109.95	
Consumer Staples	13	%	\$111.66	
Health Care	9	%	\$27.04	
Industrials	30	%	\$361.22	
Materials	55	%	\$355.53	
Information Technology	15	%	\$358.53	
Communication Services	7	%	\$143.89	
Utilities	16	%	\$134.69	
Energy	23	%	\$406.03	
Financials	28	%	\$988.41	
S&P/TSX Composite Index	209	%	\$2,996.96	

S&P/TSX Composite Index - Sectors Returns



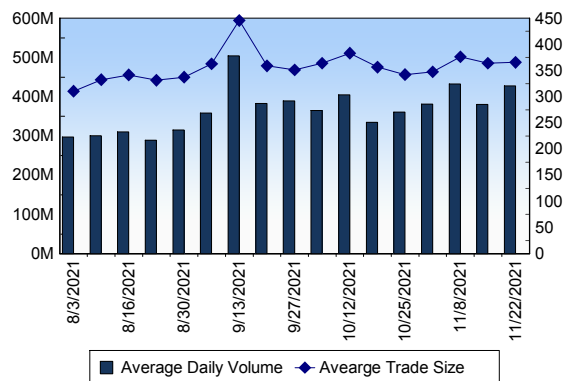
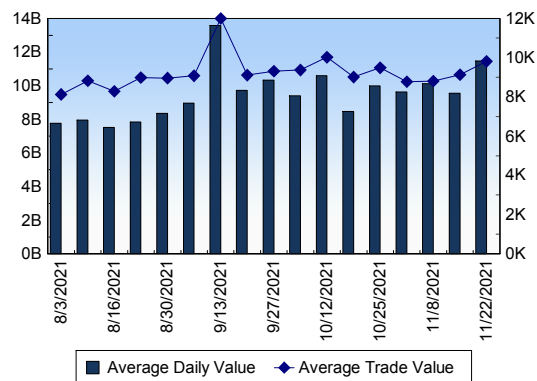
This report is published by TSX Inc. TSX Inc. does not guarantee either the completeness or the accuracy of this information. The information contained in this report is provided for informational purposes only and you agree not to rely upon the information contained in this report for any trading, business or financial purpose. These sheets are printed in Canada and issued by TSX Inc. under the express condition, to which everyone receiving or making use thereof assents, that no liability shall be incurred by TSX Inc. or its affiliated companies or any other vendor or donor, including, without limitation, for reliance on or for any errors or inaccuracies in this report. Neither TMX Group Limited, TSX Inc., nor any of their affiliated companies, guarantees the completeness of the information contained in this document and are not responsible for any errors or omission in or your use of, or reliance on, the information. This publication is under copyright. © 2016 TSX Inc. All rights reserved. Do not copy, distribute, sell or modify this publication without the prior written consent of TSX Inc. <http://www.tsx.com/trading>

TSX

Daily Volume	453,918,782
Daily Value	\$12,021,518,405
Daily Trades	1,145,481
Daily Symbols Traded	2,113

TSX ANONYMOUS TRADING

Daily Volume	174,075,234
Daily Value	\$4,215,375,704
Average Trade Size	300
% TSX Volume	38.35 %

TSX Volume**TSX Value (in Canadian Dollars)****Top 20 TSX Symbols by Volume**

Symbol	TSX Volume	TSX Value
SU	24,029,480	\$792,111,095
HRT	15,847,633	\$320,962
MFC	12,652,511	\$311,712,316
CVE	11,887,595	\$191,583,436
ENB	9,541,460	\$481,257,148
CPG	8,542,147	\$51,924,503
BNS	8,308,921	\$692,525,942
CNQ	8,023,636	\$429,406,136
BTO	6,885,169	\$36,437,113
TD	5,768,706	\$548,225,159
SZLS	5,423,894	\$1,994,504
SLF	5,032,170	\$351,087,534
YRI	4,868,080	\$25,469,765
DML	4,635,176	\$10,061,754
TRP	4,560,521	\$280,180,540
K	4,549,813	\$36,629,735
ATH	4,458,186	\$5,823,740
LUN	4,451,272	\$45,817,552
BTE	4,007,769	\$16,202,918
RY	4,005,196	\$527,242,998

Top 20 TSX Symbols by Value

Symbol	TSX Volume	TSX Value
SU	24,029,480	\$792,111,095
BNS	8,308,921	\$692,525,942
TD	5,768,706	\$548,225,159
RY	4,005,196	\$527,242,998
ENB	9,541,460	\$481,257,148
CNQ	8,023,636	\$429,406,136
SHOP	180,381	\$359,400,760
SLF	5,032,170	\$351,087,534
MFC	12,652,511	\$311,712,316
CM	1,879,473	\$280,196,770
TRP	4,560,521	\$280,180,540
CNR	1,205,619	\$199,260,749
CVE	11,887,595	\$191,583,436
BCE	2,654,691	\$172,190,606
BMO	1,157,443	\$161,705,057
BAM.A	1,985,974	\$146,882,944
NTR	1,575,722	\$139,102,659
LSPD	1,643,213	\$113,642,116
ATD.B	2,154,679	\$108,353,035
TOU	2,355,139	\$105,901,100

ETF Trading

Daily Volume	31,988,291	Average Trade Value	\$10,647
Daily Value	\$749,742,354	Average Trade Size	454
# Trades	70,418	# of ETFs Traded	850

Top 10 ETFs by TSX Volume

Symbol	Market Volume	Market Value
XEG	2,720,745	\$29,190,081
XIU	2,343,237	\$76,425,574
HND	1,570,458	\$30,128,454
HNU	1,524,942	\$24,480,417
BTCC.B	1,286,225	\$13,877,383
BTCX.U	1,150,587	\$12,626,683
ETHX.B	1,067,817	\$21,478,207
HQU	761,848	\$15,770,369
XGD	743,517	\$13,441,224
ZSP	664,675	\$43,315,056

Top 10 ETFs by TSX Value

Symbol	Market Volume	Market Value
XIU	2,343,237	\$76,425,574
ZSP	664,675	\$43,315,056
VSP	416,093	\$32,605,846
HND	1,570,458	\$30,128,454
XEG	2,720,745	\$29,190,081
HXT	543,257	\$27,707,672
XSP	508,703	\$25,654,814
HNU	1,524,942	\$24,480,417
ETHX.B	1,067,817	\$21,478,207
VFV	158,118	\$16,688,245

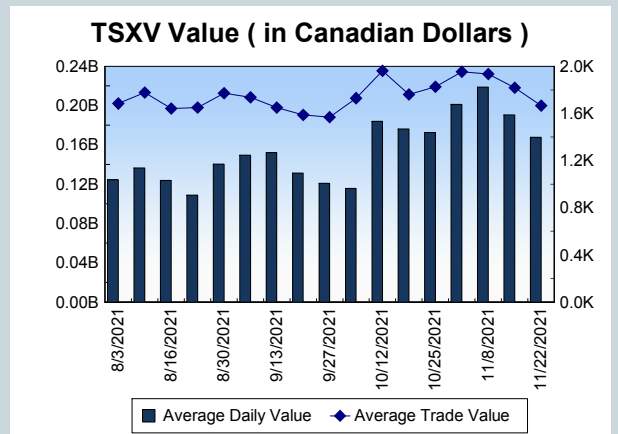
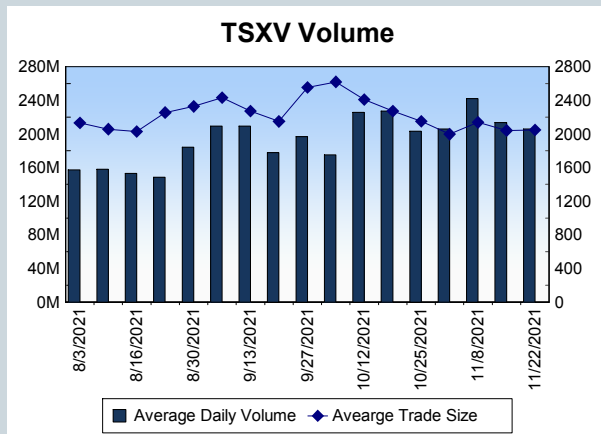
Block Trades	Non Block Trades
1,438	1,144,043

Top 5 Block Trade Brokers by Volume	
Broker	TSX Block Volume
SCOTIA CAPITAL INC.	33,877,910
RBC CAPITAL MARKETS	23,632,600
GOLDMAN SACHS CANADA I	19,984,000
SOCIETE GENERALE CAPITA	17,307,400
MORGAN STANLEY CANADA	15,794,000

Top 5 Block Trade Symbols by Volume	
Symbol	TSX Block Volume
SU	17,042,200
MFC	9,784,300
ENB	7,082,100
BNS	6,361,800
CVE	5,682,800

TSXV	
Daily Volume	206,791,355
Daily Value	\$172,805,094
Daily Trades	98,016
Daily Symbols Traded	1,315

TSXV ANONYMOUS TRADING	
Daily Volume	98,917,081
Daily Value	\$95,223,849
Average Trade Size	2,092
% TSXV Volume	47.83%



Top 20 TSXV Symbols by Volume		
Symbol	TSXV Volume	TSXV Value
AUN	8,606,335	\$3,603,363
RLV	4,841,125	\$77,007
CMC	4,163,632	\$1,214,059
PNN	2,806,505	\$58,778
HIVE	2,583,421	\$13,036,024
VLI	2,306,318	\$585,050
AGO	2,154,400	\$680,992
SLG	1,928,296	\$240,623
BITF	1,778,963	\$17,869,874
FCC	1,752,253	\$611,866
LI	1,730,867	\$9,292,193
ILC	1,726,501	\$173,193
EGT	1,537,509	\$661,034
CKK	1,452,000	\$58,180
GUG	1,311,400	\$176,230
NBM	1,232,192	\$548,636
MAI	1,227,959	\$707,192
AAZ	1,180,134	\$94,271
NXS	1,179,811	\$35,395
NSP	1,172,625	\$35,179

Top 20 TSXV Symbols by Value		
Symbol	TSXV Volume	TSXV Value
BITF	1,778,963	\$17,869,874
HIVE	2,583,421	\$13,036,024
SLI	1,133,334	\$12,509,888
LI	1,730,867	\$9,292,193
TOI	55,627	\$6,686,377
WE	442,689	\$5,070,225
AUN	8,606,335	\$3,603,363
EMO	1,072,500	\$2,911,011
ARTG	364,215	\$2,602,564
GMG	368,652	\$2,203,888
NFG	297,742	\$2,174,087
DGHI	328,827	\$2,155,629
GBR	97,923	\$1,977,468
CNC	541,117	\$1,812,315
ZEN	268,526	\$1,803,821
ML	352,407	\$1,621,104
SVI	247,578	\$1,565,284
ISO	264,904	\$1,279,956
FOM	425,152	\$1,230,235
CMC	4,163,632	\$1,214,059

Dark TSX/TSXV Trading			
Volume	21,133,730	Daily Trades	79,724
Value	615,354,026	Daily Symbols Traded	1,384