

DAILY REPORT



For more information, email trading_sales@tsx.com

November 24, 2021

Indices	November 24 Close	Previous Close	Change	% Change
S&P/TSX Composite Index	21,548.43			%
S&P/TSX 60 Index	1,302.37			%
S&P/TSX Venture Composite	970.45			%
S&P/TSX Completion Index	1,253.17			%
S&P/TSX Smallcap Index	804.64			%

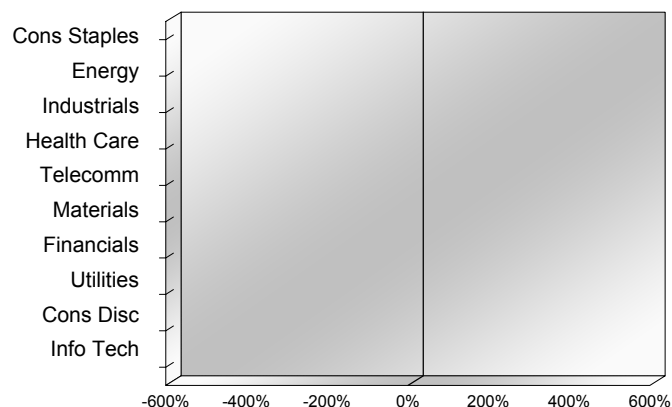
S&P/TSX Composite Index		
Advancers	Decliners	Unchanged
0	0	0

S&P/TSX Composite Index			
Top 10 Index Contributors		Top 10 Index Detractors	
Constituent	Index Contribution	Constituent	Index Contribution

S&P/TSX Composite Index			
Top 10 Advancers		Top 10 Decliners	
Constituent	Return	Constituent	Return
	%		%

S&P/TSX Composite Index				
Sector	# of Index Constituents	Weight	Market Cap (\$B)	Index Contribution
Consumer Staples	13	%	\$109.09	
Energy	23	%	\$409.88	
Industrials	30	%	\$361.88	
Health Care	9	%	\$27.49	
Communication Services	7	%	\$144.41	
Materials	55	%	\$355.39	
Financials	28	%	\$990.66	
Utilities	16	%	\$134.27	
Consumer Discretionary	13	%	\$109.72	
Information Technology	15	%	\$366.98	
S&P/TSX Composite Index	209	%	\$3,009.77	

S&P/TSX Composite Index - Sectors Returns



This report is published by TSX Inc. TSX Inc. does not guarantee either the completeness or the accuracy of this information. The information contained in this report is provided for informational purposes only and you agree not to rely upon the information contained in this report for any trading, business or financial purpose. These sheets are printed in Canada and issued by TSX Inc. under the express condition, to which everyone receiving or making use thereof assents, that no liability shall be incurred by TSX Inc. or its affiliated companies or any other vendor or donor, including, without limitation, for reliance on or for any errors or inaccuracies in this report. Neither TMX Group Limited, TSX Inc., nor any of their affiliated companies, guarantees the completeness of the information contained in this document and are not responsible for any errors or omission in or your use of, or reliance on, the information. This publication is under copyright. © 2016 TSX Inc. All rights reserved. Do not copy, distribute, sell or modify this publication without the prior written consent of TSX Inc. <http://www.tsx.com/trading>

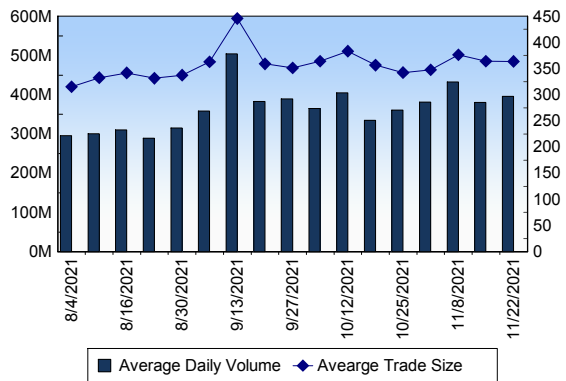
TSX

Daily Volume	330,995,530
Daily Value	\$8,874,738,614
Daily Trades	922,435
Daily Symbols Traded	2,092

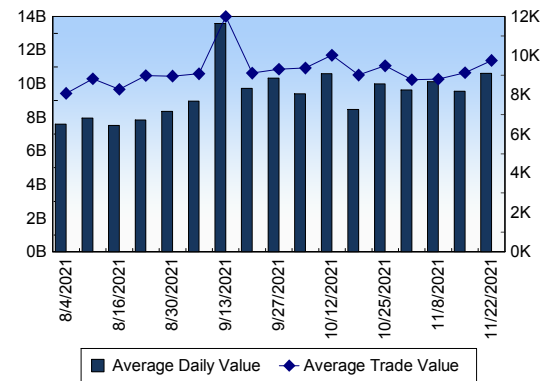
TSX ANONYMOUS TRADING

Daily Volume	137,511,780
Daily Value	\$3,606,390,504
Average Trade Size	292
% TSX Volume	41.54 %

TSX Volume



TSX Value (in Canadian Dollars)



Top 20 TSX Symbols by Volume

Symbol	TSX Volume	TSX Value
MFC	15,345,735	\$379,791,740
SU	10,467,012	\$352,186,684
CVE	7,348,556	\$121,467,038
DML	6,259,992	\$13,448,827
BBD.B	5,628,764	\$10,267,878
ENB	5,419,058	\$274,177,437
CNQ	4,954,906	\$271,821,917
ATD.B	4,650,645	\$222,493,475
HRT	4,436,600	\$89,977
K	4,361,697	\$34,412,929
BTO	4,348,232	\$23,005,601
ATH	4,269,441	\$5,507,929
CPG	4,232,823	\$26,162,517
YRI	4,048,637	\$20,933,636
TD	3,891,800	\$372,288,281
T	3,760,565	\$110,792,136
OGI	3,675,024	\$9,794,808
NXE	3,524,091	\$21,876,190
HEXO	3,459,900	\$5,140,587
BTE	3,430,462	\$14,210,789

Top 20 TSX Symbols by Value

Symbol	TSX Volume	TSX Value
SHOP	238,541	\$489,355,420
RY	3,291,898	\$434,876,642
MFC	15,345,735	\$379,791,740
TD	3,891,800	\$372,288,281
SU	10,467,012	\$352,186,684
ENB	5,419,058	\$274,177,437
CNQ	4,954,906	\$271,821,917
ATD.B	4,650,645	\$222,493,475
SLF	3,166,206	\$220,506,152
BMO	1,448,448	\$202,882,595
BAM.A	1,962,216	\$146,497,428
CM	882,575	\$131,537,429
BNS	1,490,616	\$124,120,468
CVE	7,348,556	\$121,467,038
LSPD	1,626,054	\$114,739,850
CSU	50,061	\$110,801,503
T	3,760,565	\$110,792,136
GIB.A	886,478	\$95,788,545
TRP	1,496,406	\$92,069,269
CNR	533,261	\$88,017,509

ETF Trading

Daily Volume	23,933,097	Average Trade Value	\$10,295
Daily Value	\$548,627,021	Average Trade Size	449
# Trades	53,290	# of ETFs Traded	820

Top 10 ETFs by TSX Volume

Symbol	Market Volume	Market Value
XIU	2,267,601	\$74,053,848
HNU	1,336,231	\$21,950,798
XEG	1,182,418	\$12,978,090
BTCC.B	1,141,210	\$12,140,210
HND	1,028,439	\$19,308,691
ETHX.B	877,236	\$17,289,084
XGD	504,709	\$9,092,698
HOD	494,621	\$4,011,072
HSD	413,902	\$2,712,475
HQU	401,146	\$8,299,361

Top 10 ETFs by TSX Value

Symbol	Market Volume	Market Value
XIU	2,267,601	\$74,053,848
HNU	1,336,231	\$21,950,798
HND	1,028,439	\$19,308,691
XSP	362,536	\$18,326,409
ETHX.B	877,236	\$17,289,084
HXT	302,427	\$15,434,686
VSP	195,097	\$15,314,390
ZEB	381,281	\$14,890,863
VFV	135,286	\$14,268,539
XEG	1,182,418	\$12,978,090

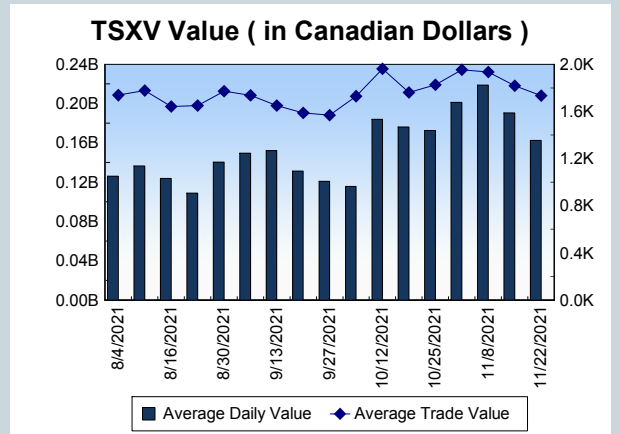
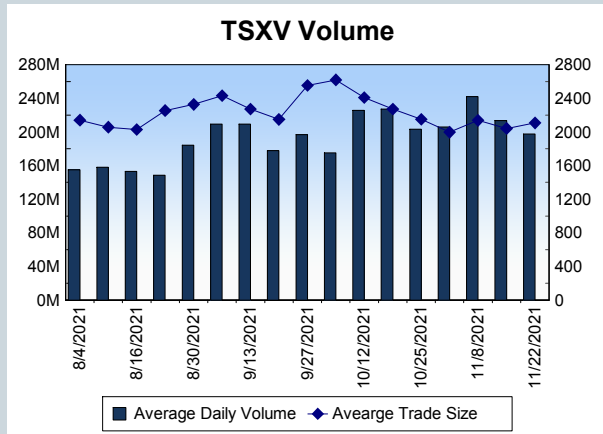
Block Trades	Non Block Trades
907	921,528

Top 5 Block Trade Brokers by Volume	
Broker	TSX Block Volume
BMO NESBITT BURNS INC.	23,208,900
GOLDMAN SACHS CANADA I	13,604,300
RBC CAPITAL MARKETS	13,127,300
INSTINET CANADA LTD.	12,181,700
TD SECURITIES INC.	10,620,600

Top 5 Block Trade Symbols by Volume	
Symbol	TSX Block Volume
MFC	12,777,700
SU	5,357,000
ENB	3,366,200
DML	3,148,900
SLF	2,465,500

TSXV	
Daily Volume	180,417,454
Daily Value	\$152,204,373
Daily Trades	79,885
Daily Symbols Traded	1,329

TSXV ANONYMOUS TRADING	
Daily Volume	82,357,997
Daily Value	\$81,129,603
Average Trade Size	2,253
% TSXV Volume	45.65%



Top 20 TSXV Symbols by Volume		
Symbol	TSXV Volume	TSXV Value
CUI	4,670,049	\$394,717
AN	3,424,561	\$1,992,976
TAL	3,096,746	\$963,923
CCW	3,007,159	\$594,996
AUN	3,003,609	\$1,178,200
AAZ	2,308,592	\$174,235
DB	2,211,380	\$369,903
HRE.H	2,205,001	\$22,050
RHT	2,133,835	\$2,713,800
CMC	2,081,840	\$581,908
HIVE	2,072,987	\$10,258,521
TNZ.RT	2,043,833	\$27,230
STRR	1,875,000	\$1,178,760
NBM	1,577,151	\$633,222
BITF	1,526,862	\$15,045,305
QNC	1,358,238	\$264,442
MTLO	1,347,666	\$133,530
VLI	1,325,811	\$329,666
OGO	1,314,051	\$388,827
CUSN	1,228,041	\$389,967

Top 20 TSXV Symbols by Value		
Symbol	TSXV Volume	TSXV Value
BITF	1,526,862	\$15,045,305
HIVE	2,072,987	\$10,258,521
TOI	80,952	\$9,879,716
SLI	622,484	\$7,939,102
AMC	1,211,046	\$6,154,557
LI	1,061,297	\$5,828,103
GMG	591,171	\$3,176,819
GBR	147,759	\$3,080,662
RHT	2,133,835	\$2,713,800
NFG	370,936	\$2,706,929
WE	186,260	\$2,266,743
AN	3,424,561	\$1,992,976
ZEN	256,455	\$1,668,364
ARTG	223,499	\$1,579,353
EMO	564,866	\$1,551,730
FOM	524,936	\$1,443,027
CNC	416,593	\$1,425,807
ALLI	1,025,008	\$1,352,059
NLC	202,681	\$1,298,946
WED	475,152	\$1,225,773

Dark TSX/TSXV Trading			
Volume	16,749,110	Daily Trades	68,482
Value	560,214,628	Daily Symbols Traded	1,316