

DAILY REPORT



For more information, email trading_sales@tsx.com

November 26, 2021

Indices	November 26 Close	Previous Close	Change	% Change
S&P/TSX Composite Index	21,125.90			%
S&P/TSX 60 Index	1,277.41			%
S&P/TSX Venture Composite	944.05			%
S&P/TSX Completion Index	1,226.54			%
S&P/TSX Smallcap Index	783.55			%

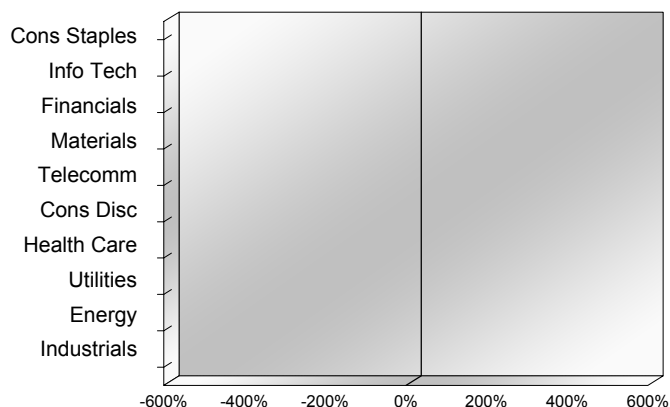
S&P/TSX Composite Index		
Advancers	Decliners	Unchanged
0	0	0

S&P/TSX Composite Index			
Top 10 Index Contributors		Top 10 Index Detractors	
Constituent	Index Contribution	Constituent	Index Contribution

S&P/TSX Composite Index			
Top 10 Advancers		Top 10 Decliners	
Constituent	Return	Constituent	Return
	%		%

S&P/TSX Composite Index				
Sector	# of Index Constituents	Weight	Market Cap (\$B)	Index Contribution
Consumer Staples	13	%	\$106.82	
Information Technology	15	%	\$358.96	
Financials	28	%	\$975.64	
Materials	55	%	\$347.69	
Communication Services	7	%	\$143.34	
Consumer Discretionary	13	%	\$107.74	
Health Care	9	%	\$26.75	
Utilities	16	%	\$133.73	
Energy	23	%	\$395.71	
Industrials	30	%	\$354.16	
S&P/TSX Composite Index	209	%	\$2,950.54	

S&P/TSX Composite Index - Sectors Returns



This report is published by TSX Inc. TSX Inc. does not guarantee either the completeness or the accuracy of this information. The information contained in this report is provided for informational purposes only and you agree not to rely upon the information contained in this report for any trading, business or financial purpose. These sheets are printed in Canada and issued by TSX Inc. under the express condition, to which everyone receiving or making use thereof assents, that no liability shall be incurred by TSX Inc. or its affiliated companies or any other vendor or donor, including, without limitation, for reliance on or for any errors or inaccuracies in this report. Neither TMX Group Limited, TSX Inc., nor any of their affiliated companies, guarantees the completeness of the information contained in this document and are not responsible for any errors or omission in or your use of, or reliance on, the information. This publication is under copyright. © 2016 TSX Inc. All rights reserved. Do not copy, distribute, sell or modify this publication without the prior written consent of TSX Inc. <http://www.tsx.com/trading>

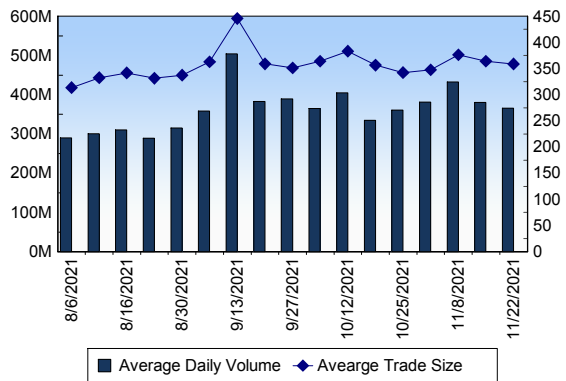
TSX

Daily Volume	479,584,883
Daily Value	\$11,702,669,327
Daily Trades	1,448,169
Daily Symbols Traded	2,230

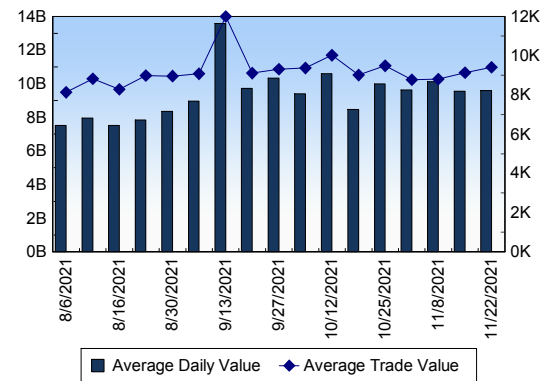
TSX ANONYMOUS TRADING

Daily Volume	198,091,521
Daily Value	\$4,914,646,237
Average Trade Size	306
% TSX Volume	41.30 %

TSX Volume



TSX Value (in Canadian Dollars)



Top 20 TSX Symbols by Volume

Symbol	TSX Volume	TSX Value
SU	19,689,969	\$621,395,860
CVE	14,517,910	\$224,259,660
XEG	11,654,939	\$120,471,042
BTE	9,502,578	\$35,779,200
AC	9,231,478	\$197,023,394
MFC	8,738,630	\$210,030,051
ATH	8,665,298	\$10,142,659
CNQ	8,157,274	\$427,605,260
BBD.B	8,113,256	\$14,076,058
CPG	7,537,814	\$42,338,394
ENB	6,340,159	\$315,577,812
BTO	6,164,237	\$31,826,592
DML	6,011,266	\$12,196,969
XIU	5,678,110	\$183,048,491
WCP	5,069,017	\$34,162,935
TVE	4,874,294	\$16,983,009
TD	4,749,032	\$448,111,516
FCU	4,654,431	\$3,833,837
RY	4,572,752	\$596,000,536
YRI	4,437,573	\$22,771,626

Top 20 TSX Symbols by Value

Symbol	TSX Volume	TSX Value
SU	19,689,969	\$621,395,860
RY	4,572,752	\$596,000,536
TD	4,749,032	\$448,111,516
CNQ	8,157,274	\$427,605,260
BNS	4,347,358	\$356,000,416
SHOP	167,707	\$343,318,788
ENB	6,340,159	\$315,577,812
BMO	1,746,783	\$240,198,150
SLF	3,344,933	\$230,005,604
CM	1,561,808	\$228,890,178
CVE	14,517,910	\$224,259,660
MFC	8,738,630	\$210,030,051
AC	9,231,478	\$197,023,394
CP	2,122,295	\$195,393,520
XIU	5,678,110	\$183,048,491
TRP	2,616,326	\$159,650,727
CNR	982,064	\$159,544,634
WFG	1,342,020	\$142,912,884
BAM.A	1,933,208	\$141,943,743
NA	1,328,718	\$135,786,209

ETF Trading

Daily Volume	63,604,416	Average Trade Value	\$10,231
Daily Value	\$1,383,950,659	Average Trade Size	470
# Trades	135,269	# of ETFs Traded	912

Top 10 ETFs by TSX Volume

Symbol	Market Volume	Market Value
XEG	11,654,939	\$120,471,042
XIU	5,678,110	\$183,048,491
HOU	3,631,541	\$40,052,282
HND	1,970,105	\$33,746,764
HOD	1,687,884	\$16,711,603
HNU	1,644,013	\$29,142,456
ZEB	1,635,483	\$62,661,789
BTCC.U	1,506,863	\$15,416,617
BTCC.B	1,380,397	\$14,233,796
ETHX.B	1,202,722	\$23,109,746

Top 10 ETFs by TSX Value

Symbol	Market Volume	Market Value
XIU	5,678,110	\$183,048,491
XEG	11,654,939	\$120,471,042
ZEB	1,635,483	\$62,661,789
HXT	1,160,874	\$58,567,308
VFV	464,629	\$48,575,549
VSP	555,373	\$42,826,460
XSP	808,684	\$40,167,940
HOU	3,631,541	\$40,052,282
HND	1,970,105	\$33,746,764
HNU	1,644,013	\$29,142,456

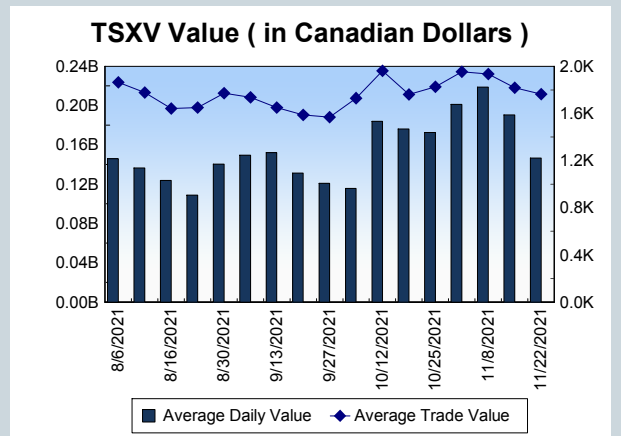
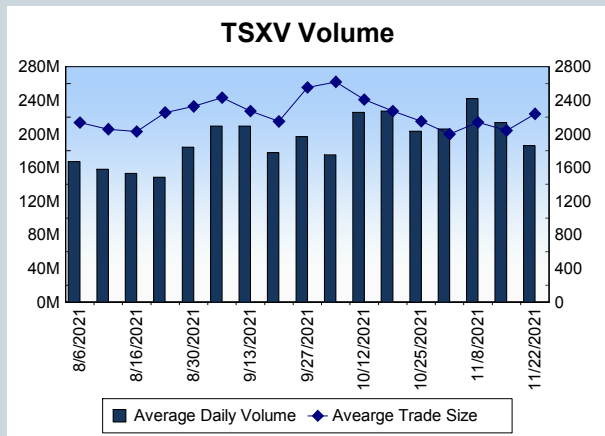
Block Trades	Non Block Trades
1,403	1,446,766

Top 5 Block Trade Brokers by Volume	
Broker	TSX Block Volume
BMO NESBITT BURNS INC.	24,959,900
TD SECURITIES INC.	9,974,400
NATIONAL BANK FINANCIAL	7,993,600
GOLDMAN SACHS CANADA I	7,690,200
CIBC WORLD MARKETS INC.	6,841,200

Top 5 Block Trade Symbols by Volume	
Symbol	TSX Block Volume
XEG	6,518,300
SU	5,875,200
CVE	4,559,200
DML	2,939,400
ENB	1,853,200

TSXV	
Daily Volume	205,937,382
Daily Value	\$159,905,288
Daily Trades	90,136
Daily Symbols Traded	1,328

TSXV ANONYMOUS TRADING	
Daily Volume	98,173,065
Daily Value	\$82,167,038
Average Trade Size	2,434
% TSXV Volume	47.67%



Top 20 TSXV Symbols by Volume		
Symbol	TSXV Volume	TSXV Value
VLI	4,326,426	\$1,022,426
LITT	4,088,356	\$82,120
AN	3,503,527	\$1,916,007
AAZ	2,382,590	\$167,321
HIVE	2,356,606	\$11,242,684
TAL	2,346,428	\$709,198
AEC	2,182,135	\$207,759
BITF	2,091,523	\$19,623,890
AUN	2,014,060	\$728,677
FMC	1,913,573	\$448,624
PTU	1,909,392	\$171,303
NHP	1,831,600	\$36,882
CMC	1,602,409	\$433,929
ALLI	1,586,638	\$1,918,714
RPX	1,585,228	\$892,529
GXU	1,584,937	\$577,747
RHT	1,578,670	\$1,956,550
NLC	1,505,343	\$9,635,772
BMK	1,503,135	\$52,610
FUU	1,500,543	\$304,044

Top 20 TSXV Symbols by Value		
Symbol	TSXV Volume	TSXV Value
BITF	2,091,523	\$19,623,890
HIVE	2,356,606	\$11,242,684
NLC	1,505,343	\$9,635,772
LI	951,404	\$5,222,336
TOI	33,157	\$3,997,273
EMO	1,289,486	\$3,498,217
SVI	454,761	\$2,841,179
SLI	218,072	\$2,730,793
GBR	115,390	\$2,319,699
RHT	1,578,670	\$1,956,550
GMG	376,423	\$1,943,536
ALLI	1,586,638	\$1,918,714
AN	3,503,527	\$1,916,007
NFG	249,189	\$1,851,750
CNC	477,874	\$1,723,022
RECO	272,844	\$1,705,739
WE	119,953	\$1,560,101
ML	315,828	\$1,448,506
ZEN	207,871	\$1,373,990
QUIS	1,223,630	\$1,275,179

Dark TSX/TSXV Trading			
Volume	23,412,340	Daily Trades	86,017
Value	701,688,677	Daily Symbols Traded	1,600