

DAILY REPORT



For more information, email trading_sales@tsx.com

November 29, 2021

Indices	November 29 Close	Previous Close	Change	% Change
S&P/TSX Composite Index	21,149.00			%
S&P/TSX 60 Index	1,278.28			%
S&P/TSX Venture Composite	954.26			%
S&P/TSX Completion Index	1,229.76			%
S&P/TSX Smallcap Index	783.45			%

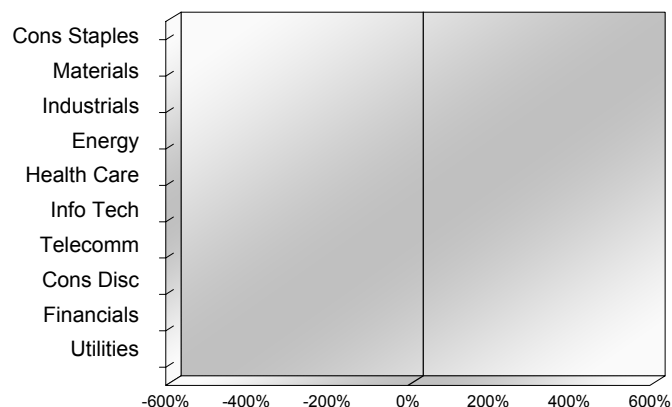
S&P/TSX Composite Index		
Advancers	Decliners	Unchanged
0	0	0

S&P/TSX Composite Index			
Top 10 Index Contributors		Top 10 Index Detractors	
Constituent	Index Contribution	Constituent	Index Contribution

S&P/TSX Composite Index			
Top 10 Advancers		Top 10 Decliners	
Constituent	Return	Constituent	Return
	%		%

S&P/TSX Composite Index				
Sector	# of Index Constituents	Weight	Market Cap (\$B)	Index Contribution
Consumer Staples	13	%	\$107.72	
Materials	55	%	\$351.78	
Industrials	30	%	\$355.99	
Energy	23	%	\$396.63	
Health Care	9	%	\$26.24	
Information Technology	15	%	\$359.14	
Communication Services	7	%	\$143.72	
Consumer Discretionary	13	%	\$107.53	
Financials	28	%	\$970.23	
Utilities	16	%	\$134.18	
S&P/TSX Composite Index	209	%	\$2,953.14	

S&P/TSX Composite Index - Sectors Returns



This report is published by TSX Inc. TSX Inc. does not guarantee either the completeness or the accuracy of this information. The information contained in this report is provided for informational purposes only and you agree not to rely upon the information contained in this report for any trading, business or financial purpose. These sheets are printed in Canada and issued by TSX Inc. under the express condition, to which everyone receiving or making use thereof assents, that no liability shall be incurred by TSX Inc. or its affiliated companies or any other vendor or donor, including, without limitation, for reliance on or for any errors or inaccuracies in this report. Neither TMX Group Limited, TSX Inc., nor any of their affiliated companies, guarantees the completeness of the information contained in this document and are not responsible for any errors or omission in or your use of, or reliance on, the information. This publication is under copyright. © 2016 TSX Inc. All rights reserved. Do not copy, distribute, sell or modify this publication without the prior written consent of TSX Inc. <http://www.tsx.com/trading>

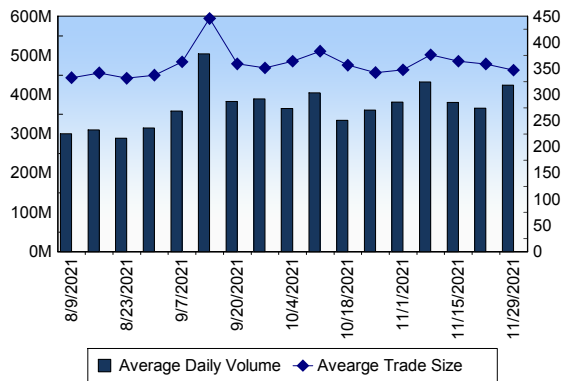
TSX

Daily Volume	424,508,803
Daily Value	\$11,485,483,853
Daily Trades	1,223,695
Daily Symbols Traded	2,161

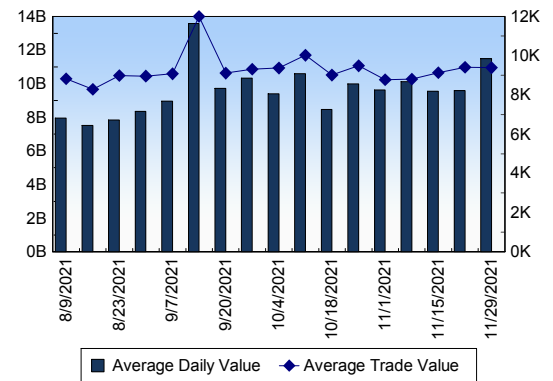
TSX ANONYMOUS TRADING

Daily Volume	178,830,442
Daily Value	\$4,609,197,966
Average Trade Size	287
% TSX Volume	42.13 %

TSX Volume



TSX Value (in Canadian Dollars)



Top 20 TSX Symbols by Volume

Symbol	TSX Volume	TSX Value
SU	24,485,543	\$782,984,214
ENB	12,065,605	\$589,473,584
CNQ	9,126,345	\$487,267,990
CVE	7,939,427	\$125,712,445
BTO	7,662,320	\$39,320,510
BBD.B	7,277,695	\$12,786,058
MFC	6,916,367	\$165,972,678
SLF	6,659,976	\$457,618,484
BTE	6,481,574	\$25,433,096
YRI	5,607,623	\$28,786,368
K	5,377,065	\$41,348,734
AC	5,238,352	\$112,690,645
SGLD	4,869,900	\$340,903
CPG	4,855,043	\$28,203,226
TD	4,224,836	\$396,649,696
XIU	3,865,340	\$124,490,685
HRT	3,565,420	\$71,501
TBP	3,406,578	\$753,941
HNU	3,330,161	\$48,716,154
BNS	3,311,109	\$270,101,933

Top 20 TSX Symbols by Value

Symbol	TSX Volume	TSX Value
SU	24,485,543	\$782,984,214
ENB	12,065,605	\$589,473,584
CNQ	9,126,345	\$487,267,990
SLF	6,659,976	\$457,618,484
TD	4,224,836	\$396,649,696
SHOP	197,132	\$392,275,697
RY	2,570,011	\$334,304,239
BNS	3,311,109	\$270,101,933
CM	1,777,219	\$259,189,738
BAM.A	2,867,538	\$212,505,788
TRP	2,805,809	\$171,593,476
BMO	1,244,318	\$170,990,674
MFC	6,916,367	\$165,972,678
TFII	1,198,511	\$165,341,270
MG	1,641,771	\$165,337,656
BCE	2,538,586	\$164,642,355
CNR	904,706	\$148,439,530
TOU	3,033,808	\$134,792,894
NTR	1,506,811	\$131,919,447
CVE	7,939,427	\$125,712,445

ETF Trading

Daily Volume	35,846,842	Average Trade Value	\$10,444
Daily Value	\$838,338,040	Average Trade Size	447
# Trades	80,266	# of ETFs Traded	870

Top 10 ETFs by TSX Volume

Symbol	Market Volume	Market Value
XIU	3,865,340	\$124,490,685
HNU	3,330,161	\$48,716,154
XEG	2,111,582	\$22,295,285
HND	1,866,349	\$36,679,603
HOU	1,441,669	\$16,466,629
ZEB	1,163,819	\$44,498,915
HXT	720,746	\$36,322,204
BTCC.B	707,453	\$7,748,806
ETHX.B	701,088	\$14,448,313
HOD	680,195	\$6,354,887

Top 10 ETFs by TSX Value

Symbol	Market Volume	Market Value
XIU	3,865,340	\$124,490,685
HNU	3,330,161	\$48,716,154
ZEB	1,163,819	\$44,498,915
HND	1,866,349	\$36,679,603
HXT	720,746	\$36,322,204
VSP	354,000	\$27,564,539
ZSP	372,908	\$24,327,125
XSP	469,022	\$23,528,835
XEG	2,111,582	\$22,295,285
VFV	185,094	\$19,531,003

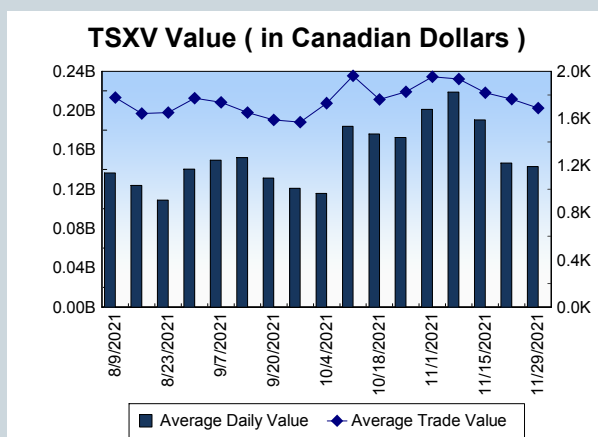
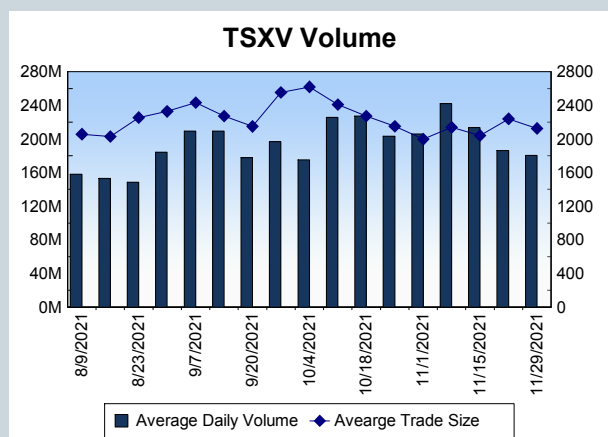
Block Trades	Non Block Trades
1,287	1,222,408

Top 5 Block Trade Brokers by Volume	
Broker	TSX Block Volume
RBC CAPITAL MARKETS	24,217,300
NATIONAL BANK FINANCIAL	21,274,600
SCOTIA CAPITAL INC.	16,817,260
TD SECURITIES INC.	13,661,700
GOLDMAN SACHS CANADA I	12,415,170

Top 5 Block Trade Symbols by Volume	
Symbol	TSX Block Volume
SU	15,822,000
ENB	6,553,900
SLF	5,788,800
CNQ	5,346,100
CVE	2,064,700

TSXV	
Daily Volume	180,254,991
Daily Value	\$143,153,386
Daily Trades	84,829
Daily Symbols Traded	1,312

TSXV ANONYMOUS TRADING	
Daily Volume	85,126,616
Daily Value	\$76,267,186
Average Trade Size	2,187
% TSXV Volume	47.23%



Top 20 TSXV Symbols by Volume		
Symbol	TSXV Volume	TSXV Value
ILI	5,991,890	\$1,361,292
FMC	3,627,730	\$670,944
DM	3,376,042	\$672,508
SOU	2,835,010	\$141,750
AN	2,729,820	\$1,566,503
HIVE	2,457,147	\$11,991,539
ABRA	2,193,311	\$846,446
ALLI	2,112,987	\$3,016,910
BITF	1,824,972	\$17,887,822
HUD	1,710,662	\$111,283
VXL	1,707,907	\$155,418
MED	1,661,966	\$33,235
CMC	1,655,991	\$444,167
FNR	1,630,157	\$48,034
SOIL.WT	1,444,000	\$72,200
ARIC	1,366,110	\$45,247
VLI	1,340,282	\$323,908
HIP.WT.A	1,331,870	\$6,659
EMO	1,286,560	\$3,920,059
DOC	1,281,738	\$1,722,876

Top 20 TSXV Symbols by Value		
Symbol	TSXV Volume	TSXV Value
BITF	1,824,972	\$17,887,822
HIVE	2,457,147	\$11,991,539
SLI	437,094	\$5,966,939
LI	804,239	\$4,550,075
EMO	1,286,560	\$3,920,059
ALLI	2,112,987	\$3,016,910
TOI	25,055	\$2,996,669
WE	185,975	\$2,604,556
GMG	458,911	\$2,515,263
GBR	117,763	\$2,377,253
NOU	186,965	\$1,923,348
ZEN	280,712	\$1,921,575
AMC	340,369	\$1,741,894
DOC	1,281,738	\$1,722,876
AN	2,729,820	\$1,566,503
ML	325,934	\$1,496,781
FL	762,759	\$1,407,379
ILI	5,991,890	\$1,361,292
RECO	201,696	\$1,235,046
ARTG	172,149	\$1,217,274

Dark TSX/TSXV Trading			
Volume	18,662,360	Daily Trades	75,309
Value	556,434,059	Daily Symbols Traded	1,480