

DAILY REPORT



For more information, email trading_sales@tsx.com

December 1, 2021

Indices	December 1 Close	Previous Close	Change	% Change
S&P/TSX Composite Index	20,464.60			%
S&P/TSX 60 Index	1,239.33			%
S&P/TSX Venture Composite	917.92			%
S&P/TSX Completion Index	1,181.32			%
S&P/TSX Smallcap Index	748.91			%

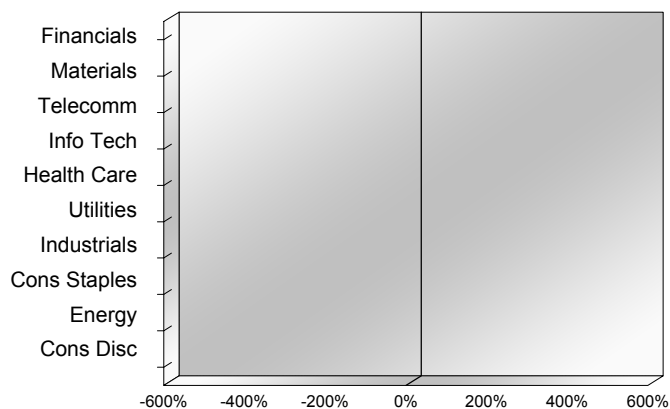
S&P/TSX Composite Index		
Advancers	Decliners	Unchanged
0	0	0

S&P/TSX Composite Index			
Top 10 Index Contributors		Top 10 Index Detractors	
Constituent	Index Contribution	Constituent	Index Contribution

S&P/TSX Composite Index			
Top 10 Advancers		Top 10 Decliners	
Constituent	Return	Constituent	Return
	%		%

S&P/TSX Composite Index				
Sector	# of Index Constituents	Weight	Market Cap (\$B)	Index Contribution
Financials	28	%	\$947.20	
Materials	55	%	\$338.53	
Communication Services	7	%	\$142.63	
Information Technology	15	%	\$339.41	
Health Care	9	%	\$24.25	
Utilities	16	%	\$132.34	
Industrials	30	%	\$345.15	
Consumer Staples	13	%	\$104.87	
Energy	23	%	\$380.14	
Consumer Discretionary	13	%	\$103.28	
S&P/TSX Composite Index	209	%	\$2,857.79	

S&P/TSX Composite Index - Sectors Returns



This report is published by TSX Inc. TSX Inc. does not guarantee either the completeness or the accuracy of this information. The information contained in this report is provided for informational purposes only and you agree not to rely upon the information contained in this report for any trading, business or financial purpose. These sheets are printed in Canada and issued by TSX Inc. under the express condition, to which everyone receiving or making use thereof assents, that no liability shall be incurred by TSX Inc. or its affiliated companies or any other vendor or donor, including, without limitation, for reliance on or for any errors or inaccuracies in this report. Neither TMX Group Limited, TSX Inc., nor any of their affiliated companies, guarantees the completeness of the information contained in this document and are not responsible for any errors or omission in or your use of, or reliance on, the information. This publication is under copyright. © 2016 TSX Inc. All rights reserved. Do not copy, distribute, sell or modify this publication without the prior written consent of TSX Inc. <http://www.tsx.com/trading>

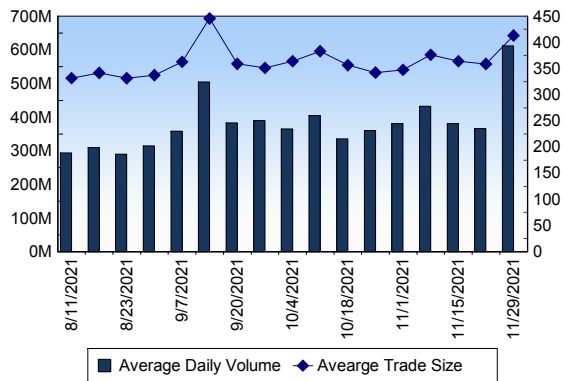
TSX

Daily Volume	477,588,858
Daily Value	\$11,950,173,624
Daily Trades	1,462,912
Daily Symbols Traded	2,153

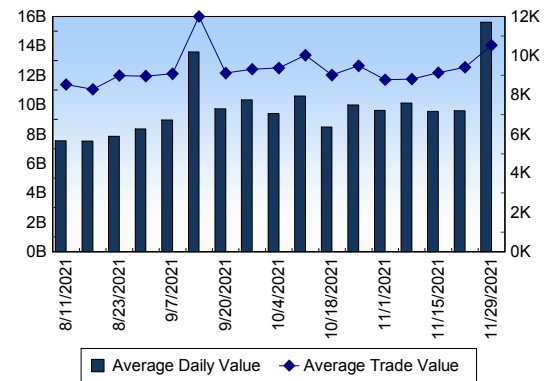
TSX ANONYMOUS TRADING

Daily Volume	212,645,249
Daily Value	\$5,331,430,514
Average Trade Size	287
% TSX Volume	44.52 %

TSX Volume



TSX Value (in Canadian Dollars)



Top 20 TSX Symbols by Volume

Symbol	TSX Volume	TSX Value
SU	25,757,790	\$802,543,874
MFC	21,958,553	\$511,419,972
BBD.B	13,446,984	\$21,841,858
CVE	8,068,964	\$125,106,693
XIU	6,720,183	\$212,589,254
ENB	6,237,776	\$298,829,456
BTE	5,718,592	\$21,070,210
CPG	5,680,446	\$31,729,048
AC	5,306,862	\$109,017,261
BNS	5,048,494	\$416,717,790
DML	5,033,563	\$9,977,079
K	4,898,704	\$37,440,423
BTO	4,892,089	\$24,324,374
YRI	4,813,727	\$24,434,737
ARX	4,278,576	\$46,904,493
GWO	4,243,169	\$158,147,712
TD	4,237,718	\$392,646,342
XEG	3,741,236	\$38,562,099
BB	3,677,230	\$43,349,456
FCU	3,647,143	\$3,048,029

Top 20 TSX Symbols by Value

Symbol	TSX Volume	TSX Value
SU	25,757,790	\$802,543,874
MFC	21,958,553	\$511,419,972
RY	3,429,114	\$433,721,314
SHOP	224,285	\$429,415,798
BNS	5,048,494	\$416,717,790
TD	4,237,718	\$392,646,342
ENB	6,237,776	\$298,829,456
BMO	2,021,146	\$270,005,378
NA	2,586,413	\$250,952,887
CM	1,517,175	\$216,506,031
XIU	6,720,183	\$212,589,254
CNQ	3,366,889	\$176,360,165
TRP	2,843,449	\$168,097,311
CNR	989,212	\$161,572,080
GWO	4,243,169	\$158,147,712
CP	1,579,580	\$141,053,572
TOU	3,166,569	\$131,939,975
CVE	8,068,964	\$125,106,693
CSU	56,894	\$123,722,413
MG	1,253,905	\$122,516,470

ETF Trading

Daily Volume	47,603,855	Average Trade Value	\$12,244
Daily Value	\$1,159,461,819	Average Trade Size	503
# Trades	94,697	# of ETFs Traded	861

Top 10 ETFs by TSX Volume

Symbol	Market Volume	Market Value
XIU	6,720,183	\$212,589,254
XEG	3,741,236	\$38,562,099
HOU	2,428,882	\$24,505,296
HNU	2,374,068	\$26,812,716
HXT	1,884,232	\$93,156,864
BTCC.B	1,256,003	\$13,755,751
ETHX.B	1,188,180	\$26,114,715
ZEB	1,162,531	\$43,594,647
HND	1,114,241	\$27,571,299
XSP	918,077	\$45,456,321

Top 10 ETFs by TSX Value

Symbol	Market Volume	Market Value
XIU	6,720,183	\$212,589,254
HXT	1,884,232	\$93,156,864
ZSP	726,683	\$46,686,983
XSP	918,077	\$45,456,321
ZEB	1,162,531	\$43,594,647
XEG	3,741,236	\$38,562,099
VFV	267,329	\$27,905,777
HND	1,114,241	\$27,571,299
HNU	2,374,068	\$26,812,716
ETHX.B	1,188,180	\$26,114,715

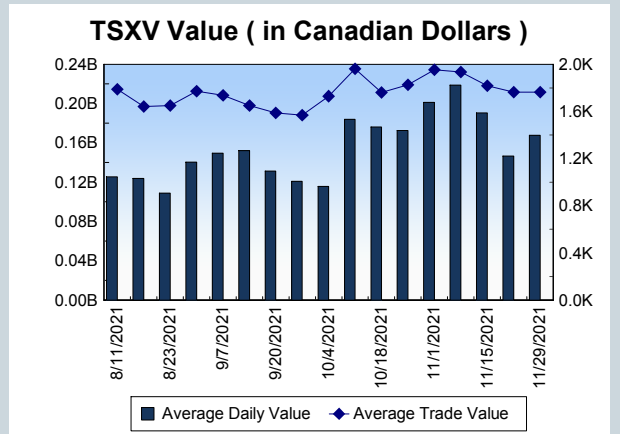
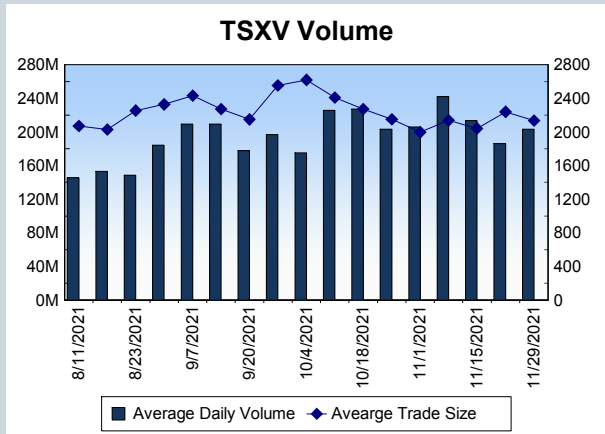
Block Trades	Non Block Trades
1,284	1,461,628

Top 5 Block Trade Brokers by Volume	
Broker	TSX Block Volume
NATIONAL BANK FINANCIAL	17,122,100
BMO NESBITT BURNS INC.	12,756,400
SCOTIA CAPITAL INC.	11,236,310
TD SECURITIES INC.	10,869,400
RBC CAPITAL MARKETS	10,545,300

Top 5 Block Trade Symbols by Volume	
Symbol	TSX Block Volume
MFC	17,196,700
SU	16,881,600
GWO	3,291,800
ENB	2,121,800
FTRP	1,932,800

TSXV	
Daily Volume	198,432,767
Daily Value	\$168,682,194
Daily Trades	96,611
Daily Symbols Traded	1,316

TSXV ANONYMOUS TRADING	
Daily Volume	96,882,163
Daily Value	\$90,222,707
Average Trade Size	2,096
% TSXV Volume	48.82%



Top 20 TSXV Symbols by Volume		
Symbol	TSXV Volume	TSXV Value
PNN	6,318,603	\$207,339
ADY	5,747,295	\$368,141
AGC	5,241,710	\$2,146,470
JTR	3,620,890	\$235,857
ALLI	3,362,491	\$5,382,863
CUSN	3,347,674	\$1,278,640
CMC	3,157,984	\$771,013
HIVE	3,132,948	\$14,970,346
CANS	3,034,011	\$1,859,607
BITF	2,271,635	\$22,826,868
AN	2,137,150	\$1,161,040
THRM	2,103,261	\$836,616
PBX	1,809,414	\$1,719,589
FL	1,523,335	\$2,888,726
VLI	1,507,027	\$356,773
CSTR	1,389,131	\$233,412
DM	1,291,762	\$253,047
EMO	1,243,728	\$4,362,318
DHR	1,202,850	\$35,961
WATR	1,170,756	\$52,687

Top 20 TSXV Symbols by Value		
Symbol	TSXV Volume	TSXV Value
BITF	2,271,635	\$22,826,868
HIVE	3,132,948	\$14,970,346
TOI	57,381	\$6,475,633
LI	1,098,080	\$5,784,596
ALLI	3,362,491	\$5,382,863
EMO	1,243,728	\$4,362,318
SLI	214,005	\$2,941,364
FL	1,523,335	\$2,888,726
WE	176,391	\$2,705,469
NLC	370,716	\$2,373,872
ZEN	360,818	\$2,292,478
AGC	5,241,710	\$2,146,470
CANS	3,034,011	\$1,859,607
PBX	1,809,414	\$1,719,589
GBR	83,621	\$1,655,480
ARTG	233,224	\$1,616,653
SLHG	740,397	\$1,552,031
GMG	269,985	\$1,491,090
ISO	341,552	\$1,443,812
FOM	504,248	\$1,401,997

Dark TSX/TSXV Trading			
Volume	23,096,170	Daily Trades	95,427
Value	729,321,016	Daily Symbols Traded	1,444