

DAILY REPORT



For more information, email trading_sales@tsx.com

December 7, 2021

Indices	December 7 Close	Previous Close	Change	% Change
S&P/TSX Composite Index	21,162.65			%
S&P/TSX 60 Index	1,281.41			%
S&P/TSX Venture Composite	920.55			%
S&P/TSX Completion Index	1,222.29			%
S&P/TSX Smallcap Index	772.56			%

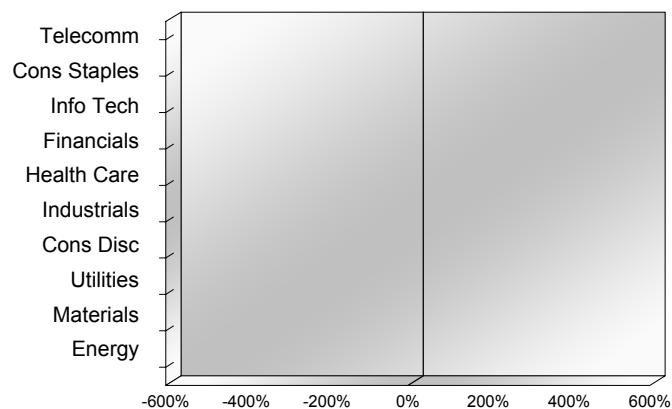
S&P/TSX Composite Index		
Advancers	Decliners	Unchanged
0	0	0

S&P/TSX Composite Index			
Top 10 Index Contributors		Top 10 Index Detractors	
Constituent	Index Contribution	Constituent	Index Contribution

S&P/TSX Composite Index			
Top 10 Advancers		Top 10 Decliners	
Constituent	Return	Constituent	Return
	%		%

S&P/TSX Composite Index				
Sector	# of Index Constituents	Weight	Market Cap (\$B)	Index Contribution
Communication Services	7	%	\$145.85	
Consumer Staples	13	%	\$110.41	
Information Technology	15	%	\$349.44	
Financials	28	%	\$978.79	
Health Care	9	%	\$25.52	
Industrials	30	%	\$357.03	
Consumer Discretionary	13	%	\$109.72	
Utilities	16	%	\$135.01	
Materials	55	%	\$346.03	
Energy	23	%	\$397.84	
S&P/TSX Composite Index	209	%	\$2,955.64	

S&P/TSX Composite Index - Sectors Returns



This report is published by TSX Inc. TSX Inc. does not guarantee either the completeness or the accuracy of this information. The information contained in this report is provided for informational purposes only and you agree not to rely upon the information contained in this report for any trading, business or financial purpose. These sheets are printed in Canada and issued by TSX Inc. under the express condition, to which everyone receiving or making use thereof assents, that no liability shall be incurred by TSX Inc. or its affiliated companies or any other vendor or donor, including, without limitation, for reliance on or for any errors or inaccuracies in this report. Neither TMX Group Limited, TSX Inc., nor any of their affiliated companies, guarantees the completeness of the information contained in this document and are not responsible for any errors or omission in or your use of, or reliance on, the information. This publication is under copyright. © 2016 TSX Inc. All rights reserved. Do not copy, distribute, sell or modify this publication without the prior written consent of TSX Inc. <http://www.tsx.com/trading>

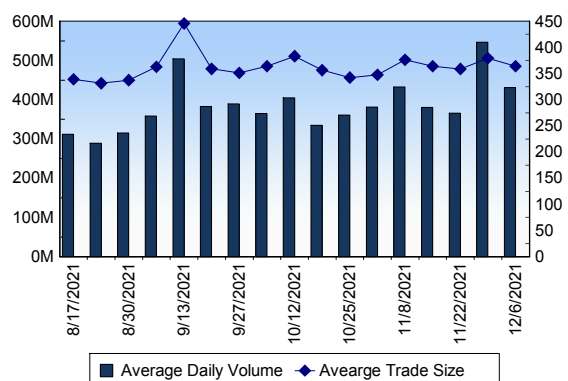
TSX

Daily Volume	392,066,899
Daily Value	\$10,263,701,202
Daily Trades	1,122,443
Daily Symbols Traded	2,147

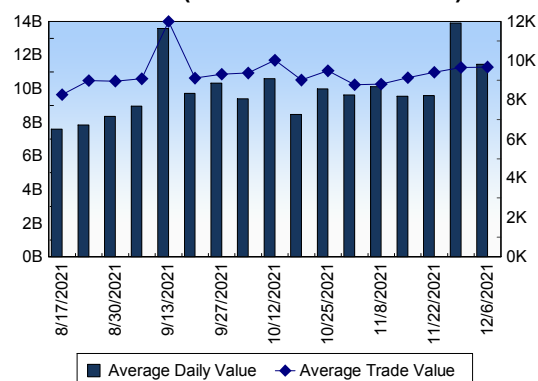
TSX ANONYMOUS TRADING

Daily Volume	168,019,992
Daily Value	\$4,086,188,024
Average Trade Size	293
% TSX Volume	42.85 %

TSX Volume



TSX Value (in Canadian Dollars)



Top 20 TSX Symbols by Volume

Symbol	TSX Volume	TSX Value
SU	15,630,508	\$496,247,183
CNQ	10,031,003	\$551,461,773
CPG	9,862,555	\$65,069,836
MFC	9,249,914	\$220,406,973
BTE	7,634,595	\$30,106,119
RCI.B	7,395,445	\$435,312,339
CVE	6,879,714	\$111,846,565
BBD.B	6,617,460	\$11,864,569
ENB	5,068,812	\$248,611,171
K	4,650,119	\$35,194,156
ABX	4,491,141	\$105,616,447
WCP	4,145,887	\$32,080,377
BNS	3,810,646	\$325,453,378
BTO	3,738,284	\$17,948,676
TD	3,691,264	\$350,549,637
YRI	3,569,518	\$18,176,587
DML	3,516,400	\$6,845,775
TVE	3,492,070	\$12,842,970
ATH	3,435,300	\$4,427,829
XIU	3,317,115	\$107,151,013

Top 20 TSX Symbols by Value

Symbol	TSX Volume	TSX Value
CNQ	10,031,003	\$551,461,773
SU	15,630,508	\$496,247,183
SHOP	230,801	\$441,777,370
RCI.B	7,395,445	\$435,312,339
TD	3,691,264	\$350,549,637
BNS	3,810,646	\$325,453,378
CM	1,959,741	\$278,097,959
RY	2,130,840	\$277,719,410
ENB	5,068,812	\$248,611,171
MFC	9,249,914	\$220,406,973
CNR	1,083,820	\$180,764,882
CP	1,750,117	\$161,971,151
BMO	1,095,516	\$151,498,220
TRP	2,326,475	\$138,641,456
BCE	2,049,704	\$135,647,014
GWO	3,099,176	\$117,648,954
CVE	6,879,714	\$111,846,565
XIU	3,317,115	\$107,151,013
ABX	4,491,141	\$105,616,447
BAM.A	1,395,298	\$104,018,566

ETF Trading

Daily Volume	32,056,756	Average Trade Value	\$11,415
Daily Value	\$701,589,780	Average Trade Size	522
# Trades	61,462	# of ETFs Traded	859

Top 10 ETFs by TSX Volume

Symbol	Market Volume	Market Value
XIU	3,317,115	\$107,151,013
HNU	2,601,567	\$21,622,905
XEG	2,280,981	\$24,520,863
HOD	1,220,739	\$10,867,908
BTCC.B	967,668	\$9,298,751
HOU	934,294	\$10,946,623
ETHX.B	915,437	\$18,526,952
HND	741,562	\$23,149,952
BTCC	687,146	\$7,213,887
ZEB	632,753	\$24,208,826

Top 10 ETFs by TSX Value

Symbol	Market Volume	Market Value
XIU	3,317,115	\$107,151,013
XEG	2,280,981	\$24,520,863
ZEB	632,753	\$24,208,826
HND	741,562	\$23,149,952
HNU	2,601,567	\$21,622,905
XSP	420,910	\$21,238,732
HXT	416,397	\$21,034,500
ETHX.B	915,437	\$18,526,952
XIC	523,352	\$17,675,412
VFV	121,860	\$12,830,213

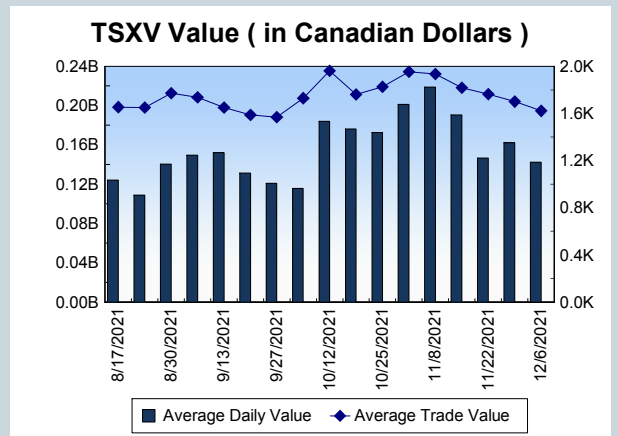
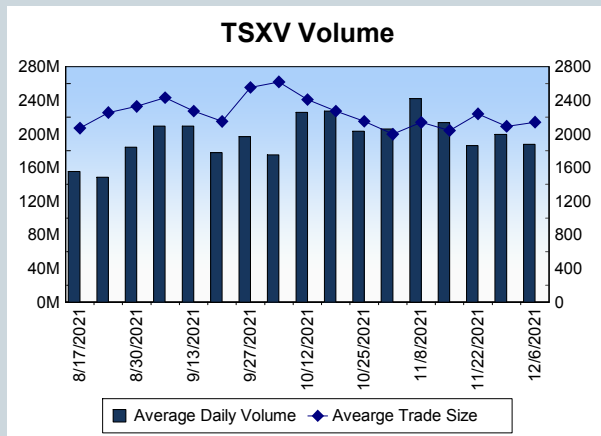
Block Trades	Non Block Trades
1,153	1,121,290

Top 5 Block Trade Brokers by Volume	
Broker	TSX Block Volume
SCOTIA CAPITAL INC.	20,026,050
NATIONAL BANK FINANCIAL	17,212,300
RBC CAPITAL MARKETS	13,352,000
BMO NESBITT BURNS INC.	10,072,700
TD SECURITIES INC.	9,239,400

Top 5 Block Trade Symbols by Volume	
Symbol	TSX Block Volume
SU	9,231,600
CNQ	6,821,200
RCI.B	6,784,400
MFC	6,241,600
GWO	2,549,700

TSXV	
Daily Volume	184,310,453
Daily Value	\$130,387,028
Daily Trades	81,020
Daily Symbols Traded	1,312

TSXV ANONYMOUS TRADING	
Daily Volume	88,759,023
Daily Value	\$70,414,615
Average Trade Size	2,211
% TSXV Volume	48.16%



Top 20 TSXV Symbols by Volume		
Symbol	TSXV Volume	TSXV Value
HRE.H	8,345,703	\$154,724
CMC	4,922,351	\$1,114,106
HELI	3,168,117	\$822,687
HIVE	2,161,593	\$9,021,124
TVC	2,004,294	\$415,447
DB	1,986,598	\$279,470
MTLO	1,666,504	\$117,986
ELBM	1,643,240	\$561,380
SB	1,569,000	\$159,335
BITF	1,535,864	\$12,575,855
TNZ.RT	1,483,255	\$13,101
GXU	1,463,891	\$580,687
AN	1,458,758	\$699,560
CVM	1,342,732	\$37,187
PTU	1,303,397	\$117,432
DMGI	1,214,836	\$1,233,482
CYP	1,198,395	\$2,198,172
AAZ	1,159,523	\$80,851
GRSL	1,140,760	\$291,685
VLI	1,119,361	\$229,129

Top 20 TSXV Symbols by Value		
Symbol	TSXV Volume	TSXV Value
BITF	1,535,864	\$12,575,855
HIVE	2,161,593	\$9,021,124
LI	924,591	\$4,524,234
TOI	31,926	\$3,734,998
SLI	309,201	\$3,675,999
CYP	1,198,395	\$2,198,172
SVI	338,115	\$2,130,061
GBR	85,414	\$1,868,217
WE	124,426	\$1,801,672
GMG	347,159	\$1,742,429
NLC	253,869	\$1,615,930
ZEN	258,726	\$1,547,249
FL	771,808	\$1,544,789
ALLI	1,012,548	\$1,529,820
BNXA	450,946	\$1,494,992
EMO	446,322	\$1,418,212
RECO	223,060	\$1,391,229
ARTG	190,807	\$1,321,603
CRE	845,397	\$1,259,193
CAD	414,603	\$1,237,070

Dark TSX/TSXV Trading			
Volume	19,320,200	Daily Trades	83,771
Value	581,715,615	Daily Symbols Traded	1,478